



Carroll County Maryland



Community Investment Plan
Adopted
Fiscal Years 2023 - 2028



PRODUCED BY

The Department of Management and Budget

Ted Zaleski..... Director
Deborah Effingham..... Chief, Bureau of Budget
Taylor Hockensmith..... Management and Budget Project Coordinator
Heidi Pepin..... Management and Budget Project Coordinator
Ashleigh Smith..... Management and Budget Senior Analyst
Lydia Rogers..... Management and Budget Analyst
Kerri Bonanno..... Office Technician

Special thanks to the staff in Production and Distribution

Available online at:

<https://www.carrollcountymd.gov/government/directory/management-budget/bureau-of-budget/>

Accessibility

The Americans with Disability Act applies to the Carroll County Government and its programs, services, activities and facilities. If you have questions, suggestions, or complaints, please contact the Carroll County Government Americans with Disabilities Coordinator at (410) 386-3600 or TTY (410) 848-9747. The mailing address is: 10 Distillery Drive, Suite 101, Westminster, Maryland 21157.

FY 23 - FY 28 CIP

Adopted

Table of Contents

Board of County Commissioners

Board of County Commissioners Title Page	1
Board of County Commissioners.....	3
Appointed Officials	4

Quick Guide to the FY 23 – 28 Community Investment Plan

Quick Guide to the FY 23 – 28 Community Investment Plan Title Page	5
Quick Guide to the FY 23 – 28 Community Investment Plan	7

Comparison Chart

Comparison Charts Title Page.....	11
Public Schools Comparison.....	13
Conservation and Open Space Comparison.....	15
Roads Comparison	16
Bridges Comparison.....	18
Recreation and Culture Comparison.....	20
General Government Comparison	23
Enterprise Funds – Airport, Fiber Network, and Septage Comparison.....	26
Enterprise Fund – Solid Waste Comparison.....	27
Enterprise Fund – Utilities Comparison	28

All Funds and Capital Budget Summary

Capital Budget Summary Title Page	31
FY 21 – FY 23 All Funds Revenue Summary.....	33
FY 21 – FY 23 All Funds Appropriations Summary	34
FY 21 – FY 23 Capital Fund Revenues	35
Capital Fund Revenues – Charts.....	36
FY 21 – FY 23 Capital Fund Appropriations.....	37
Capital Fund Appropriations – Charts.....	38
FY 23 Schedule of Reappropriations	39
Community Investment Plan for Fiscal Year 2023.....	40

Active Capital Projects with Prior Appropriations

Active Capital Projects with Prior Appropriations Title Page.....	41
Explanation of Active Capital Projects.....	43
Active Capital Projects with Prior Appropriations.....	44

Budget Summary

Budget Summary Title Page..... 49
FY 23 – FY 28 Community Investment Plan..... 51

Public Schools

Public Schools Title Page..... 59
Public Schools Overview 61
FY 2023 Capital Improvement Program Budget Request 62
FY 2024 – 2028 Capital Improvement Program Plan..... 63
Public Schools Summary Page 64
Career and Technology Center 65
East Middle School Replacement 66
HVAC System Replacement – Oklahoma Road Middle... .. 67
HVAC System Replacement – Spring Garden Elementary 68
Paving..... 69
Relocatable Classrooms..... 70
Roof Repairs..... 71
Roof Replacement – North Carroll Middle 72
Technology Improvements 73
Transfer to Operating Budget for BOE Debt Service 74
Window Replacement – South Carroll High..... 75
Window Replacement – Westminster High..... 76

Conservation and Open Space

Conservation and Open Space Title Page 77
Conservation and Open Space Overview..... 79
Conservation and Open Space Summary Page 80
Agriculture Land Preservation..... 81
Stormwater Facility Renovation 82
Watershed Assessment and Improvement (NPDES) 83
Water Development..... 84

Public Works

Public Works Title Page 85
Public Works Overview 87

Roads

Roads Title Page..... 89
Roads Summary Page..... 91
Georgetown Boulevard Extension 92
Highway Safety Improvements 93
Monroe Avenue Connection..... 94
Pavement Management Program 95
Pavement Preservation..... 96
Public Works Unallocated..... 97
Ramp and Sidewalk Upgrades..... 98

Ridenour Way Extension.....	99
Small Drainage Structures	100
Storm Drain Rehabilitation	101
Storm Drain Video Inspection	102

Bridges

Bridges Title Page	103
Bridges Summary Page.....	105
Bridge Inspection and Inventory	106
Bridge Maintenance and Structural Repair.....	107
Brown Road over Roaring Run	108
Cleaning and Painting of Bridge Structural Steel.....	109
Gaither Road over South Branch Patapsco	110
Hawks Hill Road over Little Pipe Creek Tributary.....	111
Hughes Shop Road Bridge over Bear Branch.....	112
McKinstry’s Mill Road over Little Pipe Creek.....	113
McKinstry’s Mill Road over Sams Creek.....	114
Old Kays Mill Road over Beaver Run	115
Patapsco Road over E. Branch Patapsco.....	116
Shepherds Mill over Little Pipe Creek.....	117
Stone Chapel Road over Little Pipe Creek	118
Upper Beckleysville Road over Murphy Run.....	119

Recreation and Culture

Recreation and Culture Title Page.....	121
Recreation and Culture Overview	123
Recreation and Culture Summary Page.....	124
Cape Horn Park Field Lighting.....	125
Cape Horn Park Waterless Restrooms Replacement	126
Community Self-Help Projects.....	127
Freedom Park Paving and Pavilion Replacement	128
Gillis Falls Trail Phase II	129
Hashawha Waterless Restroom... ..	130
Land Acquisition	131
Northwest Regional Park.....	132
Northwest Trail	133
Park Restoration	134
Pavilion Replacement... ..	135
Piney Run Paving	136
Piney Run Seawall and Launch Replacement.....	137
Recreation and Parks Unallocated	138
Sandymount Park Waterless Restrooms	139
Sports Complex Dugout Improvements.....	140
Tot Lot Replacement	141
Town Fund.....	142
Union Mills Water Flume, Shaft and Waterwheel Replacement	143

Union Mills Recreation Area...	144
--------------------------------	-----

General Government

General Government Title Page.....	145
General Government Overview Page.....	147
General Government Summary Page.....	148
Carroll Community College Systemic Renovations.....	149
Carroll Community College Technology.....	150
Carroll Community College Turf Field.....	151
Charles Carroll Gymnasium and Community Center.....	152
County Building Systemic Renovations.....	153
County Technology.....	154
Courthouse Annex Renovation.....	155
Farm Museum Pavilion Replacement.....	156
Fleet Lift Replacements.....	157
General Government Unallocated.....	158
Generator Replacement.....	159
Health Department Storage Building.....	160
Infrastructure Reserve.....	161
Library Technology.....	162
Parking Lot Overlays.....	163
Payroll/Human Resources System Replacement.....	164
Piney Run Dam Rehabilitation.....	165
Public Safety Emergency Communications Radios.....	166
Public Safety Radio Circuit and Microwave Network Replacement.....	167
Public Safety Regional Water Supply.....	168
Sheriff’s Office – Headquarters.....	169
Sheriff’s Office – Patrol Area Renovation.....	170

Enterprise Funds

Enterprise Funds Title Page.....	171
Enterprise Funds Overview Page.....	173
Enterprise Funds FY 23 – FY 28 Community Investment Plan.....	174
FY 23 Enterprise Fund Schedule of Reappropriations.....	179

Airport Enterprise Fund

Airport Title Page.....	181
Airport Summary Page.....	183
Airport Building Repairs.....	184
Grounds and Maintenance Equipment.....	185

Fiber Network Enterprise Fund

Fiber Network Title Page.....	187
-------------------------------	-----

Fiber Network Summary Page.....	189
CCPN Equipment Replacement	190

Septage Enterprise Fund

Septage Title Page	191
Septage Summary Page	193
Westminster Septage Facility Improvements	194

Solid Waste Enterprise Fund

Solid Waste Title Page	195
Solid Waste Summary Page.....	197
Bark Hill Landfill Remediation	198
Landfill Expansion and Improvements... ..	199
Waste Transfer Station Floor Replacement	200

Utilities Enterprise Fund

Utilities Title Page	201
Utilities Summary Page	203
County Sewer Line Rehabilitation and Replacement	204
County Water Line Rehabilitation and Replacement.....	205
Freedom WTP Equipment Replacement.....	206
Freedom WTP Membrane Replacement	207
Freedom Wells and Connections.....	208
Patapsco Valley Pump Station Upgrade	209
Pump Station Equipment	210
Runnymede Wastewater Treatment Plant Rehabilitation.....	211
Sewer Manhole Rehabilitation	212
Shiloh Pump Station Expansion.	213
South Carroll High Wastewater Treatment Plant Rehabilitation	214
Sykesville Pump Station Expansion	215
Tank Rehabilitation and Replacement.....	216
Town of Sykesville Water and Sewer Upgrades	217
Water Main Valve Replacements	218
Water Meters	219
Water Service Line Replacement	220

Glossary of Terms and Acronyms

Glossary of Terms and Acronyms Title Page	221
Glossary of Terms and Acronyms	223

Index

Index Title Page.....	227
Index.....	229

BOARD
OF
COUNTY COMMISSIONERS

Board of County Commissioners



*Stephen A. Wantz
District 1*



*C. Richard Weaver
Vice President
District 2*



*Dennis E. Frazier
District 3*



*C. Eric Bouchat
District 4*



*Edward C. Rothstein
President
District 5*

Appointed Officials

*Roberta Windham
County Administrator*

*Timothy C. Burke
County Attorney*

*Scott R. Campbell
Director of Public Safety*

*Jeff R. Degitz
Director of Recreation and Parks*

*Lynda D. Eisenberg
Director of Comprehensive Planning*

*Kimberly L. Frock
Director of Human Resources*

*Christopher Heyn
Director of Land and Resource Management*

*Jennifer D. Hobbs
Comptroller*

*John T. Lyburn, Jr.
Director of Economic Development*

*Mark E. Ripper
Director of Technology Services*

*Michael W. Robinson
Director of Fire/EMS*

*Celene E. Steckel
Director of Citizen Services*

*Vacant
Director of Public Works*

*Ted Zaleski, III
Director of Management and Budget*

QUICK GUIDE
TO THE
COMMUNITY INVESTMENT PLAN

A Quick Guide to the FY 23 – 28 Community Investment Plan Department of Management and Budget

Introduction

This Quick Guide is intended to serve as a summary of important information and changes, as well as a tool for understanding and locating information in the budget books.

Recommended, Proposed, and Adopted Budgets are available online at <https://www.carrollcountymd.gov/government/directory/management-budget/bureau-of-budget/>.

Revenues (31-40)

- Total Capital Fund revenues are budgeted at \$113.1M in FY 23, an increase of \$12.2M from the FY 22 Capital Fund budget of \$100.9M.
- A portion of Real Property Tax revenue is appropriated directly to the Agricultural Land Preservation Program.
- 9.09% of Local Income Tax has been dedicated for school construction and debt service.
- Impact Fee collections are used to fund school and park construction projects. The School Impact Fee is set at \$0 until FY 24 due to the County having met capacity needs.
- A portion of Real Property Tax revenue is appropriated directly to the Watershed Protection and Restoration Fund. This funding is transferred to the Capital Fund for Watershed Assessment and Improvement (NPDES) projects.
- The State allocation of Highway User Revenue is directly appropriated to the Capital Fund for road projects.

Public Schools (59-76)

- Career and Technology Center – This project provides \$20.2M in FY 23 – 24, for total funding of \$73.8M, to expand and renovate the Career and Technology Center.
- East Middle School Replacement – \$9.0M is included in FY 23 – 24, for total funding of \$65.6M, for the design and construction of a replacement middle school.

Conservation and Open Space (77-84)

- Agricultural Land Preservation – Total funding for Agricultural Land Preservation for FY 23 – 28 is \$37.9M and includes funding for easements and debt service to landowners participating in Installment Purchase Agreements (IPAs). A portion of Property Tax is dedicated to this project and to debt service on IPAs.
- Stormwater Facility Renovation – \$1.9M is included in FY 23 – 28 for a long-term plan to keep existing County-owned stormwater management facilities in

- compliance with the National Pollution Discharge Elimination Permit and to extend the useful life of the facilities. The plan is to evaluate and repair 5 to 10 facilities per year over a 30-year period. Funding will be used for erosion repairs, replacement of filter material, and replacement of metal pipes with concrete pipes.
- Watershed Assessment and Improvements (NPDES) – \$22.2M is included in the FY 23 – 28 CIP to implement watershed improvement projects to work toward mitigating impervious surface areas within the County to stay compliant with the NPDES permit. In FY 15, the municipalities and the County agreed to a combined NPDES permit with the County paying 80% of the cost to mitigate municipal impervious surfaces. The County has applied for a new 5-year permit and is waiting for approval.

Public Works (85-119)

- Approximately \$106.2M is included in the FY 23 – 28 CIP to maintain roads throughout the County through Pavement Management and Pavement Preservation.
- Georgetown Boulevard Extension – Funding of \$2.4M is included in FY 24 – 25 to extend Georgetown Boulevard to Progress Way.
- Monroe Avenue Connection – \$1.4M is planned to extend Monroe Avenue.
- Ridenour Way Extension – Funding of \$1.2M is included in FY 23 to extend Ridenour Way to Old Liberty Road, for total funding of \$1.5M.
- Public Works Unallocated – Funding of \$0.7M is included in FY 23.
- Funding of \$2.8M is included for video inspection and rehabilitation of storm drains in FY 23 – 28.
- Shepherds Mill over Little Pipe Creek – Funding of \$0.3M is included in FY 23 for contractual inspection services, for total funding of \$4.3M.
- Patapsco Road over East Branch Patapsco – Funding of \$2.1M is included in FY 23 – 24 for a replacement bridge structure.
- Upper Beckleysville Road over Murphy Run – Funding of \$1.7M is included in FY 23 – 24 for a replacement bridge structure.
- Funding of \$8.7M is included in the plan for the rehabilitation of eight additional bridge structures. Additional funding is included outside the plan for two of the eight structures.

Recreation and Culture (121-144)

- Funding of \$0.9M is planned for FY 23 – FY 24 to replace waterless restrooms and install field lighting at Cape Horn Park.
- Funding of \$0.1M is included in FY 23 for a replacement pavilion and paving of a parking lot at Freedom Park.
- Gillis Falls Trail Phase II – Funding of \$0.7M is included in FY 25 to design a trail from Salt Box Park to Gillis Road.
- Hashawha Waterless Restroom – Funding of \$0.1M is planned for FY 28 to install waterless restroom.

- Northwest Regional Park – In FY 23 and FY 28, funding of \$0.3M and \$0.8M is included for design and first phase of construction for a 145-acre site north of Taneytown.
- Northwest Trail – Funding of \$1.1M is planned in FY 24 and FY 25 to establish a trail from Taneytown to the Pennsylvania line.
- Three Pavilions are planned to be replaced in FY 26 for \$0.3M at Freedom Park, Piney Run Park and North Carroll Community Pond.
- Funding of \$0.5M is provided for improvements at Piney Run Park including paving of an existing stone road and parking lots, and replacement of the seawall and boat launch.
- Recreation and Parks Unallocated – Funding of \$0.1M is included in FY 23.
- Sandymount Park Waterless Restrooms – Funding of \$0.3M is planned for FY 27 to install waterless restrooms.
- Sports Complex Dugout Improvements – Funding of \$0.3M is planned for FY 27 to replace the dugout benches and install concrete pads and dugout shades.
- Union Mills Recreation Area – Funding of \$0.4M is planned for FY 28 to develop a Master Plan and begin design of over 1000 acres of land.
- Union Mills Water Wheel, Shaft, and Flume Replacements are included in FY 23 for \$0.6M, for total funding of \$0.9M.

General Government (145-170)

- Carroll Community College Systemic Renovations – This project provides funding of \$6.2M in FY 23, for total funding of \$12.0M, for replacement of fire alarms, boilers, chillers, and building envelope restoration.
- Carroll Community College Technology – Funding of \$0.7M is included in FY 23 – FY 24 for replacement of laboratory computers and classroom technology.
- Carroll Community College Turf Field – This project provides funding of \$2.4M in FY 23 to install a turf field.
- County Building Systemic Renovations – This project provides funding of \$6.9M in FY 23 – 28 for replacement of County facilities’ systemic components.
- County Technology – Funding of \$8.6M is included in FY 23 – 28 for replacement of County government information and communication systems.
- Courthouse Annex Renovation – Funding of \$1.3M, for total funding of \$1.5M, is included in FY 24 – 25 to renovate office space and bathrooms.
- Farm Museum Pavilion Replacement – Funding of \$0.6M is included in FY 23.
- General Government Unallocated – Funding of \$5.0M is included in FY 23.
- Infrastructure Reserve – Funding of \$3.0M is included in FY 23 to address the growing need to replace aging infrastructure.
- Payroll/Human Resources System Replacement – Funding of \$0.1M is included in FY 23, for a total of \$1.1M, to address organizational changes, grant compliance, and integration of data.
- Piney Run Dam Rehabilitation – This project provides funding of \$7.5M to comply with MDE safety and performance standards.

- Public Safety Emergency Communications Radios – This project provides funding of \$4.7M for replacement of mobile and portable radios used by Public Safety and other governmental agencies.
- Public Safety Circuit and Microwave Network Replacement – This project provides funding of \$4.0M in FY 23 – 24 for replacement of microwave network components of the County’s wireless communication system.
- Sheriff’s Office Headquarters – Funding of \$30.4M is included for construction of a headquarters in the Westminster area in FY 23 – FY 24.

Airport Enterprise Fund (181-185)

- Airport Building Repairs – Funding of \$1.5M is included in FY 23 – 28 for building repairs and roof replacements.

Fiber Network Enterprise Fund (187-190)

- CCPN Equipment Replacement – Funding of \$1.2M is included in FY 26 and FY 28 for the replacement of equipment for the Carroll County Public Network.

Septage Enterprise Fund (191-194)

- Westminster Septage Facility Improvements – This project provides funding for improvements at the Septage Facility. Bonds will be replaced with current year Septage Enterprise Fund revenues.

Solid Waste Enterprise Fund (195-200)

- Funding of \$4.0M is included for expansion and improvement projects of the Northern Landfill in FY 23.
- Waste Transfer Station Floor Replacement – The project provides funding of \$0.4M in FY 23 for replacement of the waste transfer station floor.

Utilities Enterprise Fund (201-220)

- County Sewer Line Rehabilitation/Replacement and County Water Line Rehabilitation/Replacement – Funding of \$14.0M is included in FY 23 – 28 to rehabilitate, repair, and replace water and sewer lines in the Freedom, Bark Hill, Hampstead, and Pleasant Valley Service Areas.
- Funding of \$8.0M is included in FY 23, for a total funding of \$18.6M, for rehabilitation and replacement of water and sewer lines in downtown Sykesville through the Town of Sykesville Water and Sewer Upgrades project.
- Funding is included for the rehabilitation of two wastewater treatment plants and three pump station projects.

COMPARISON CHARTS

PUBLIC SCHOOLS

	FY 23	FY 24	FY 25	FY 26	FY 27	FY 28	Prior Allocation	Balance To Complete	Total Project Cost
Career and Technology Center									
Prior Adopted	10,500,000	9,746,000	0	0	0	0	53,600,000	0	73,846,000
Proposed	10,500,000	9,746,000	0	0	0	0	53,600,000	0	73,846,000
Adopted	10,500,000	9,746,000	0	0	0	0	53,600,000	0	73,846,000
Change From Prior Adopted	0	0	0	0	0	0	0	0	0
Change from Proposed	0	0	0	0	0	0	0	0	0
East Middle School Replacement									
Prior Adopted	24,000,000	0	0	0	0	0	35,958,000	0	59,958,000
Proposed	5,992,797	2,990,203	0	0	0	0	56,620,000	0	65,603,000
Adopted	5,992,797	2,990,203	0	0	0	0	56,620,000	0	65,603,000
Change From Prior Adopted	(18,007,203)	2,990,203	0	0	0	0	20,662,000	0	5,645,000
Change from Proposed	0	0	0	0	0	0	0	0	0
HVAC System Replacement - Spring Garden Elementary									
Prior Adopted	0	0	0	0	0	0	0	0	0
Proposed	3,160,000	0	0	0	0	0	3,175,000	0	6,335,000
Adopted	3,160,000	0	0	0	0	0	3,175,000	0	6,335,000
Change From Prior Adopted	3,160,000	0	0	0	0	0	3,175,000	0	6,335,000
Change from Proposed	0	0	0	0	0	0	0	0	0
HVAC System Replacement - Oklahoma Road Middle									
Prior Adopted	0	0	0	0	0	0	0	0	0
Proposed	10,534,000	0	0	0	0	0	0	0	10,534,000
Adopted	5,034,000	5,500,000	0	0	0	0	0	0	10,534,000
Change From Prior Adopted	5,034,000	5,500,000	0	0	0	0	0	0	10,534,000
Change from Proposed	(5,500,000)	5,500,000	0	0	0	0	0	0	0
Paving									
Prior Adopted	825,000	875,000	1,000,000	1,050,000	1,102,500	0	0	0	4,852,500
Proposed	825,000	875,000	1,000,000	1,050,000	1,102,500	1,158,000	0	0	6,010,500
Adopted	825,000	875,000	1,000,000	1,050,000	1,102,500	1,158,000	0	0	6,010,500
Change From Prior Adopted	0	0	0	0	0	1,158,000	0	0	1,158,000
Change from Proposed	0	0	0	0	0	0	0	0	0
Relocatable Classrooms									
Prior Adopted	195,000	0	205,000	0	215,500	0	0	0	615,500
Proposed	195,000	0	205,000	0	215,500	0	0	0	615,500
Adopted	195,000	0	205,000	0	215,500	0	0	0	615,500
Change From Prior Adopted	0	0	0	0	0	0	0	0	0
Change from Proposed	0	0	0	0	0	0	0	0	0
Roof Repairs									
Prior Adopted	0	200,000	0	210,000	0	0	0	0	410,000
Proposed	0	200,000	0	210,000	0	220,000	0	0	630,000
Adopted	0	200,000	0	210,000	0	220,000	0	0	630,000
Change From Prior Adopted	0	0	0	0	0	220,000	0	0	220,000
Change from Proposed	0	0	0	0	0	0	0	0	0
Roof Replacement - North Carroll Middle									
Prior Adopted	0	0	0	0	0	0	0	0	0
Proposed	3,290,000	0	0	0	0	0	0	0	3,290,000
Adopted	1,509,000	1,781,000	0	0	0	0	0	0	3,290,000
Change From Prior Adopted	1,509,000	1,781,000	0	0	0	0	0	0	3,290,000
Change from Proposed	(1,781,000)	1,781,000	0	0	0	0	0	0	0
Technology Improvements									
Prior Adopted	1,000,000	1,000,000	1,000,000	1,000,000	1,000,000	0	0	0	5,000,000
Proposed	1,000,000	1,000,000	1,000,000	1,000,000	1,000,000	1,000,000	0	0	6,000,000
Adopted	1,000,000	1,000,000	1,000,000	1,000,000	1,000,000	1,000,000	0	0	6,000,000
Change From Prior Adopted	0	0	0	0	0	1,000,000	0	0	1,000,000
Change from Proposed	0	0	0	0	0	0	0	0	0
Transfer to Operating Budget for BOE Debt Service									
Prior Adopted	12,007,642	13,837,171	14,716,655	15,293,467	15,076,628	0	0	0	70,931,563
Proposed	10,582,160	13,149,620	14,879,050	16,144,430	15,903,470	15,648,760	0	0	86,307,490
Adopted	10,582,160	13,149,620	14,879,050	16,144,430	15,903,470	15,648,760	0	0	86,307,490
Change From Prior Adopted	(1,425,482)	(687,551)	162,395	850,963	826,842	15,648,760	0	0	15,375,927
Change from Proposed	0	0	0	0	0	0	0	0	0

PUBLIC SCHOOLS

	FY 23	FY 24	FY 25	FY 26	FY 27	FY 28	Prior Allocation	Balance To Complete	Total Project Cost
--	-------	-------	-------	-------	-------	-------	------------------	---------------------	--------------------

Window Replacement - South Carroll High

Prior Adopted	0	0	0	0	0	0	0	0	0
Proposed	2,300,000	0	0	0	0	0	155,000	0	2,455,000
Adopted	2,300,000	0	0	0	0	0	155,000	0	2,455,000
Change From Prior Adopted	2,300,000	0	0	0	0	0	155,000	0	2,455,000
Change from Proposed	0	0	0	0	0	0	0	0	0

Window Replacement - Westminster High

Prior Adopted	0	0	0	0	0	0	0	0	0
Proposed	1,000,000	0	0	0	0	0	155,000	0	1,155,000
Adopted	1,000,000	0	0	0	0	0	155,000	0	1,155,000
Change From Prior Adopted	1,000,000	0	0	0	0	0	155,000	0	1,155,000
Change from Proposed	0	0	0	0	0	0	0	0	0

PUBLIC SCHOOLS TOTAL

Prior Adopted	48,527,642	25,658,171	16,921,655	17,553,467	17,394,628	0	89,558,000	0	215,613,563
Proposed	49,378,957	27,960,823	17,084,050	18,404,430	18,221,470	18,026,760	113,705,000	0	262,781,490
Adopted	42,097,957	35,241,823	17,084,050	18,404,430	18,221,470	18,026,760	113,705,000	0	262,781,490
Change From Prior Adopted	(6,429,685)	9,583,652	162,395	850,963	826,842	18,026,760	24,147,000	0	47,167,927
Change from Proposed	(7,281,000)	7,281,000	0	0	0	0	0	0	0

CONSERVATION AND OPEN SPACE

	FY 23	FY 24	FY 25	FY 26	FY 27	FY 28	Prior Allocation	Balance To Complete	Total Project Cost
Agricultural Land Preservation									
Prior Adopted	4,483,000	4,483,000	4,483,000	4,483,000	4,483,000	0	0	0	22,415,000
Proposed	5,789,972	4,483,000	4,483,000	4,483,000	4,483,000	4,483,000	0	0	28,204,972
Adopted	5,789,972	4,483,000	4,483,000	4,483,000	4,483,000	4,483,000	0	0	28,204,972
Change From Prior Adopted	1,306,972	0	0	0	0	4,483,000	0	0	5,789,972
Change from Proposed	0	0	0	0	0	0	0	0	0
Stormwater Facility Renovation									
Prior Adopted	300,000	300,000	300,000	300,000	300,000	0	0	0	1,500,000
Proposed	449,138	300,000	300,000	300,000	300,000	300,000	0	0	1,949,138
Adopted	449,138	300,000	300,000	300,000	300,000	300,000	0	0	1,949,138
Change From Prior Adopted	149,138	0	0	0	0	300,000	0	0	449,138
Change from Proposed	0	0	0	0	0	0	0	0	0
Watershed Assessment and Improvement (NPDES)									
Prior Adopted	3,468,407	3,598,407	3,557,010	3,690,010	3,824,500	0	0	0	18,138,334
Proposed	3,573,080	3,598,407	3,557,010	3,690,010	3,824,500	3,960,720	0	0	22,203,727
Adopted	3,573,080	3,598,407	3,557,010	3,690,010	3,824,500	3,960,720	0	0	22,203,727
Change From Prior Adopted	104,673	0	0	0	0	3,960,720	0	0	4,065,393
Change from Proposed	0	0	0	0	0	0	0	0	0
Water Development									
Prior Adopted	0	0	0	0	0	0	11,190,566	0	11,190,566
Proposed	3,200,000	0	0	0	0	0	11,190,566	0	14,390,566
Adopted	3,200,000	0	0	0	0	0	11,190,566	0	14,390,566
Change From Prior Adopted	3,200,000	0	0	0	0	0	0	0	3,200,000
Change from Proposed	0	0	0	0	0	0	0	0	0
CONSERVATION AND OPEN SPACE TOTAL									
Prior Adopted	8,251,407	8,381,407	8,340,010	8,473,010	8,607,500	0	11,190,566	0	53,243,900
Proposed	13,012,189	8,381,407	8,340,010	8,473,010	8,607,500	8,743,720	11,190,566	0	66,748,402
Adopted	13,012,189	8,381,407	8,340,010	8,473,010	8,607,500	8,743,720	11,190,566	0	66,748,402
Change From Prior Adopted	4,760,782	0	0	0	0	8,743,720	0	0	13,504,502
Change from Proposed	0	0	0	0	0	0	0	0	0

ROADS

	FY 23	FY 24	FY 25	FY 26	FY 27	FY 28	Prior Allocation	Balance To Complete	Total Project Cost
Georgetown Boulevard Extension									
Prior Adopted	0	529,000	1,823,500	0	0	0	0	0	2,352,500
Proposed	0	529,000	1,823,500	0	0	0	0	0	2,352,500
Adopted	0	529,000	1,823,500	0	0	0	0	0	2,352,500
Change From Prior Adopted	0	0	0	0	0	0	0	0	0
Change from Proposed	0	0	0	0	0	0	0	0	0
Highway Safety Improvements									
Prior Adopted	35,000	37,000	38,000	40,000	42,000	0	0	0	192,000
Proposed	45,500	37,000	38,000	40,000	42,000	44,000	0	0	246,500
Adopted	45,500	37,000	38,000	40,000	42,000	44,000	0	0	246,500
Change From Prior Adopted	10,500	0	0	0	0	44,000	0	0	54,500
Change from Proposed	0	0	0	0	0	0	0	0	0
Monroe Avenue Connection									
Prior Adopted	0	0	0	0	0	0	32,240	0	32,240
Proposed	0	365,000	0	984,000	0	0	32,240	0	1,381,240
Adopted	0	365,000	0	984,000	0	0	32,240	0	1,381,240
Change From Prior Adopted	0	365,000	0	984,000	0	0	0	0	1,349,000
Change from Proposed	0	0	0	0	0	0	0	0	0
Pavement Management Program									
Prior Adopted	14,815,000	15,525,000	15,878,000	16,673,000	17,510,000	0	0	0	80,401,000
Proposed	14,815,000	15,525,000	15,878,000	16,673,000	17,510,000	18,386,000	0	0	98,787,000
Adopted	14,815,000	15,525,000	15,878,000	16,673,000	17,510,000	18,386,000	0	0	98,787,000
Change From Prior Adopted	0	0	0	0	0	18,386,000	0	0	18,386,000
Change from Proposed	0	0	0	0	0	0	0	0	0
Pavement Preservation									
Prior Adopted	1,215,000	1,255,000	1,260,000	1,310,000	1,335,000	0	0	0	6,375,000
Proposed	1,180,000	1,215,000	1,178,000	1,222,000	1,271,000	1,322,000	0	0	7,388,000
Adopted	1,180,000	1,215,000	1,178,000	1,222,000	1,271,000	1,322,000	0	0	7,388,000
Change From Prior Adopted	(35,000)	(40,000)	(82,000)	(88,000)	(64,000)	1,322,000	0	0	1,013,000
Change from Proposed	0	0	0	0	0	0	0	0	0
Public Works Unallocated									
Prior Adopted	0	0	0	0	0	0	0	0	0
Proposed	685,000	0	0	0	0	0	0	0	685,000
Adopted	685,000	0	0	0	0	0	0	0	685,000
Change From Prior Adopted	685,000	0	0	0	0	0	0	0	685,000
Change from Proposed	0	0	0	0	0	0	0	0	0
Ramp and Sidewalk Upgrades									
Prior Adopted	88,000	92,000	96,000	103,000	109,000	0	0	0	488,000
Proposed	88,000	92,000	96,000	103,000	109,000	114,000	0	0	602,000
Adopted	88,000	92,000	96,000	103,000	109,000	114,000	0	0	602,000
Change From Prior Adopted	0	0	0	0	0	114,000	0	0	114,000
Change from Proposed	0	0	0	0	0	0	0	0	0
Ridenour Way Extension									
Prior Adopted	1,160,000	0	0	0	0	0	310,000	0	1,470,000
Proposed	1,160,000	0	0	0	0	0	310,000	0	1,470,000
Adopted	1,160,000	0	0	0	0	0	310,000	0	1,470,000
Change From Prior Adopted	0	0	0	0	0	0	0	0	0
Change from Proposed	0	0	0	0	0	0	0	0	0
Small Drainage Structures									
Prior Adopted	283,000	313,000	343,500	360,000	378,000	0	0	0	1,677,500
Proposed	253,000	266,000	279,000	293,000	308,000	323,000	0	0	1,722,000
Adopted	253,000	266,000	279,000	293,000	308,000	323,000	0	0	1,722,000
Change From Prior Adopted	(30,000)	(47,000)	(64,500)	(67,000)	(70,000)	323,000	0	0	44,500
Change from Proposed	0	0	0	0	0	0	0	0	0
Storm Drain Rehabilitation									
Prior Adopted	283,000	313,000	343,500	360,000	378,000	0	0	0	1,677,500
Proposed	253,000	266,000	279,000	293,000	308,000	323,000	0	0	1,722,000
Adopted	253,000	266,000	279,000	293,000	308,000	323,000	0	0	1,722,000
Change From Prior Adopted	(30,000)	(47,000)	(64,500)	(67,000)	(70,000)	323,000	0	0	44,500
Change from Proposed	0	0	0	0	0	0	0	0	0

ROADS

	FY 23	FY 24	FY 25	FY 26	FY 27	FY 28	Prior Allocation	Balance To Complete	Total Project Cost
--	-------	-------	-------	-------	-------	-------	------------------	---------------------	--------------------

Storm Drain Video Inspection

Prior Adopted	153,000	161,000	169,000	177,000	186,000	0	0	0	846,000
Proposed	153,000	161,000	169,000	177,000	186,000	195,000	0	0	1,041,000
Adopted	153,000	161,000	169,000	177,000	186,000	195,000	0	0	1,041,000
Change From Prior Adopted	0	0	0	0	0	195,000	0	0	195,000
Change from Proposed	0	0	0	0	0	0	0	0	0

ROADS TOTAL

Prior Adopted	18,032,000	18,225,000	19,951,500	19,023,000	19,938,000	0	342,240	0	95,511,740
Proposed	18,632,500	18,456,000	19,740,500	19,785,000	19,734,000	20,707,000	342,240	0	117,397,240
Adopted	18,632,500	18,456,000	19,740,500	19,785,000	19,734,000	20,707,000	342,240	0	117,397,240
Change From Prior Adopted	600,500	231,000	(211,000)	762,000	(204,000)	20,707,000	0	0	21,885,500
Change from Proposed	0	0	0	0	0	0	0	0	0

BRIDGES

	FY 23	FY 24	FY 25	FY 26	FY 27	FY 28	Prior Allocation	Balance To Complete	Total Project Cost
Bridge Inspection and Inventory									
Prior Adopted	32,000	33,000	34,000	35,000	36,000	0	0	0	170,000
Proposed	32,000	33,000	34,000	35,000	36,000	37,000	0	0	207,000
Adopted	32,000	33,000	34,000	35,000	36,000	37,000	0	0	207,000
Change From Prior Adopted	0	0	0	0	0	37,000	0	0	37,000
Change from Proposed	0	0	0	0	0	0	0	0	0
Bridge Maintenance and Structural Repair									
Prior Adopted	82,000	85,000	89,000	94,000	99,000	0	0	0	449,000
Proposed	82,000	85,000	89,000	94,000	99,000	104,000	0	0	553,000
Adopted	82,000	85,000	89,000	94,000	99,000	104,000	0	0	553,000
Change From Prior Adopted	0	0	0	0	0	104,000	0	0	104,000
Change from Proposed	0	0	0	0	0	0	0	0	0
Brown Road over Roaring Run									
Prior Adopted	0	270,000	0	1,439,000	0	0	0	0	1,709,000
Proposed	0	530,000	0	2,057,000	0	0	0	0	2,587,000
Adopted	0	530,000	0	2,057,000	0	0	0	0	2,587,000
Change From Prior Adopted	0	260,000	0	618,000	0	0	0	0	878,000
Change from Proposed	0	0	0	0	0	0	0	0	0
Cleaning and Painting of Bridge Structural Steel									
Prior Adopted	246,000	258,000	271,000	284,000	298,000	0	0	0	1,357,000
Proposed	246,000	258,000	271,000	284,000	298,000	313,000	0	0	1,670,000
Adopted	246,000	258,000	271,000	284,000	298,000	313,000	0	0	1,670,000
Change From Prior Adopted	0	0	0	0	0	313,000	0	0	313,000
Change from Proposed	0	0	0	0	0	0	0	0	0
Gaither Road over South Branch Patapsco									
Prior Adopted	0	0	0	0	0	0	2,371,850	0	2,371,850
Proposed	0	0	189,000	0	0	0	0	2,695,000	2,884,000
Adopted	0	0	189,000	0	0	0	0	2,695,000	2,884,000
Change From Prior Adopted	0	0	189,000	0	0	0	(2,371,850)	2,695,000	512,150
Change from Proposed	0	0	0	0	0	0	0	0	0
Hawks Hill Road over Little Pipe Creek Tributary									
Prior Adopted	0	510,000	0	0	0	0	255,000	0	765,000
Proposed	28,000	0	0	847,000	0	0	255,000	0	1,130,000
Adopted	28,000	0	0	847,000	0	0	255,000	0	1,130,000
Change From Prior Adopted	28,000	(510,000)	0	847,000	0	0	0	0	365,000
Change from Proposed	0	0	0	0	0	0	0	0	0
Hughes Shop Road Bridge over Bear Branch									
Prior Adopted	0	0	0	0	0	0	1,698,000	0	1,698,000
Proposed	0	0	703,000	0	0	0	1,698,000	0	2,401,000
Adopted	0	0	703,000	0	0	0	1,698,000	0	2,401,000
Change From Prior Adopted	0	0	703,000	0	0	0	0	0	703,000
Change from Proposed	0	0	0	0	0	0	0	0	0
McKinstry's Mill Road over Little Pipe Creek									
Prior Adopted	0	250,000	0	0	1,746,000	0	0	0	1,996,000
Proposed	0	0	0	480,000	0	2,090,800	0	0	2,570,800
Adopted	0	0	0	480,000	0	2,090,800	0	0	2,570,800
Change From Prior Adopted	0	(250,000)	0	480,000	(1,746,000)	2,090,800	0	0	574,800
Change from Proposed	0	0	0	0	0	0	0	0	0
McKinstry's Mill Road over Sams Creek									
Prior Adopted	0	0	0	0	0	0	1,154,000	0	1,154,000
Proposed	0	0	511,000	0	0	0	1,154,000	0	1,665,000
Adopted	0	0	511,000	0	0	0	1,154,000	0	1,665,000
Change From Prior Adopted	0	0	511,000	0	0	0	0	0	511,000
Change from Proposed	0	0	0	0	0	0	0	0	0
Old Kays Mill Road over Beaver Run									
Prior Adopted	0	270,000	0	2,296,000	0	0	0	0	2,566,000
Proposed	0	0	0	0	570,000	0	0	2,233,000	2,803,000
Adopted	0	0	0	0	570,000	0	0	2,233,000	2,803,000
Change From Prior Adopted	0	(270,000)	0	(2,296,000)	570,000	0	0	2,233,000	237,000
Change from Proposed	0	0	0	0	0	0	0	0	0

BRIDGES

	FY 23	FY 24	FY 25	FY 26	FY 27	FY 28	Prior Allocation	Balance To Complete	Total Project Cost
Patapsco Road over E. Branch Patapsco									
Prior Adopted	0	0	0	170,000	424,000	0	0	0	594,000
Proposed	603,000	1,532,000	0	0	0	0	0	0	2,135,000
Adopted	603,000	1,532,000	0	0	0	0	0	0	2,135,000
Change From Prior Adopted	603,000	1,532,000	0	(170,000)	(424,000)	0	0	0	1,541,000
Change from Proposed	0	0	0	0	0	0	0	0	0
Shepherds Mill over Little Pipe Creek									
Prior Adopted	0	0	0	0	0	0	0	0	0
Proposed	324,000	0	0	0	0	0	3,990,400	0	4,314,400
Adopted	324,000	0	0	0	0	0	3,990,400	0	4,314,400
Change From Prior Adopted	324,000	0	0	0	0	0	3,990,400	0	4,314,400
Change from Proposed	0	0	0	0	0	0	0	0	0
Stone Chapel Road over Little Pipe Creek									
Prior Adopted	0	0	0	0	0	0	922,000	0	922,000
Proposed	0	0	712,000	0	0	0	922,000	0	1,634,000
Adopted	0	0	712,000	0	0	0	922,000	0	1,634,000
Change From Prior Adopted	0	0	712,000	0	0	0	0	0	712,000
Change from Proposed	0	0	0	0	0	0	0	0	0
Upper Beckleysville Road over Murphy Run									
Prior Adopted	0	0	0	0	0	0	0	0	0
Proposed	580,000	1,096,000	0	0	0	0	0	0	1,676,000
Adopted	580,000	1,096,000	0	0	0	0	0	0	1,676,000
Change From Prior Adopted	580,000	1,096,000	0	0	0	0	0	0	1,676,000
Change from Proposed	0	0	0	0	0	0	0	0	0
BRIDGES TOTAL									
Prior Adopted	360,000	1,676,000	394,000	4,318,000	2,603,000	0	6,400,850	0	15,751,850
Proposed	1,895,000	3,534,000	2,509,000	3,797,000	1,003,000	2,544,800	8,019,400	4,928,000	28,230,200
Adopted	1,895,000	3,534,000	2,509,000	3,797,000	1,003,000	2,544,800	8,019,400	4,928,000	28,230,200
Change From Prior Adopted	1,535,000	1,858,000	2,115,000	(521,000)	(1,600,000)	2,544,800	1,618,550	4,928,000	12,478,350
Change from Proposed	0	0	0	0	0	0	0	0	0

RECREATION AND CULTURE

	FY 23	FY 24	FY 25	FY 26	FY 27	FY 28	Prior Allocation	Balance To Complete	Total Project Cost
Cape Horn Park Field Lighting									
Prior Adopted	0	0	0	507,000	0	0	0	0	507,000
Proposed	600,000	0	0	0	0	0	0	0	600,000
Adopted	600,000	0	0	0	0	0	0	0	600,000
Change From Prior Adopted	600,000	0	0	(507,000)	0	0	0	0	93,000
Change from Proposed	0	0	0	0	0	0	0	0	0
Cape Horn Park Waterless Restrooms Replacement									
Prior Adopted	0	0	0	294,000	0	0	0	0	294,000
Proposed	0	294,000	0	0	0	0	0	0	294,000
Adopted	0	294,000	0	0	0	0	0	0	294,000
Change From Prior Adopted	0	294,000	0	(294,000)	0	0	0	0	0
Change from Proposed	0	0	0	0	0	0	0	0	0
Community Self-Help Projects									
Prior Adopted	86,000	88,000	90,000	92,000	94,000	0	0	0	450,000
Proposed	86,000	88,000	90,000	92,000	94,000	96,000	0	0	546,000
Adopted	86,000	88,000	90,000	92,000	94,000	96,000	0	0	546,000
Change From Prior Adopted	0	0	0	0	0	96,000	0	0	96,000
Change from Proposed	0	0	0	0	0	0	0	0	0
Freedom Park Paving and Pavilion Replacement									
Prior Adopted	0	0	0	0	0	0	0	0	0
Proposed	140,000	0	0	0	0	0	0	0	140,000
Adopted	140,000	0	0	0	0	0	0	0	140,000
Change From Prior Adopted	140,000	0	0	0	0	0	0	0	140,000
Change from Proposed	0	0	0	0	0	0	0	0	0
Gillis Falls Trail Phase II									
Prior Adopted	0	0	655,000	0	0	0	0	0	655,000
Proposed	0	0	655,000	0	0	0	0	0	655,000
Adopted	0	0	655,000	0	0	0	0	0	655,000
Change From Prior Adopted	0	0	0	0	0	0	0	0	0
Change from Proposed	0	0	0	0	0	0	0	0	0
Hashawha Waterless Restroom									
Prior Adopted	0	0	0	0	0	0	0	0	0
Proposed	0	0	0	0	0	140,000	0	0	140,000
Adopted	0	0	0	0	0	140,000	0	0	140,000
Change From Prior Adopted	0	0	0	0	0	140,000	0	0	140,000
Change from Proposed	0	0	0	0	0	0	0	0	0
Land Acquisition									
Prior Adopted	310,000	315,000	325,000	325,000	330,000	0	0	0	1,605,000
Proposed	335,000	342,000	348,000	355,000	362,000	370,000	0	0	2,112,000
Adopted	335,000	342,000	348,000	355,000	362,000	370,000	0	0	2,112,000
Change From Prior Adopted	25,000	27,000	23,000	30,000	32,000	370,000	0	0	507,000
Change from Proposed	0	0	0	0	0	0	0	0	0
Northwest Regional Park									
Prior Adopted	0	0	305,000	0	0	0	0	0	305,000
Proposed	305,000	0	0	0	0	830,000	0	0	1,135,000
Adopted	305,000	0	0	0	0	830,000	0	0	1,135,000
Change From Prior Adopted	305,000	0	(305,000)	0	0	830,000	0	0	830,000
Change from Proposed	0	0	0	0	0	0	0	0	0
Northwest Trail									
Prior Adopted	1,100,000	0	0	0	0	0	0	0	1,100,000
Proposed	0	400,000	700,000	0	0	0	0	0	1,100,000
Adopted	0	400,000	700,000	0	0	0	0	0	1,100,000
Change From Prior Adopted	(1,100,000)	400,000	700,000	0	0	0	0	0	0
Change from Proposed	0	0	0	0	0	0	0	0	0
Pavilion Replacements									
Prior Adopted	0	0	0	0	0	0	0	0	0
Proposed	0	0	0	290,000	0	0	0	0	290,000
Adopted	0	0	0	290,000	0	0	0	0	290,000
Change From Prior Adopted	0	0	0	290,000	0	0	0	0	290,000
Change from Proposed	0	0	0	0	0	0	0	0	0

RECREATION AND CULTURE

	FY 23	FY 24	FY 25	FY 26	FY 27	FY 28	Prior Allocation	Balance To Complete	Total Project Cost
Park Restoration									
Prior Adopted	185,000	190,000	195,000	200,000	205,000	0	0	0	975,000
Proposed	185,000	190,000	195,000	200,000	205,000	210,000	0	0	1,185,000
Adopted	185,000	190,000	195,000	200,000	205,000	210,000	0	0	1,185,000
Change From Prior Adopted	0	0	0	0	0	210,000	0	0	210,000
Change from Proposed	0	0	0	0	0	0	0	0	0
Piney Run Paving									
Prior Adopted	0	264,000	0	0	0	0	0	0	264,000
Proposed	0	264,000	0	0	0	0	0	0	264,000
Adopted	0	264,000	0	0	0	0	0	0	264,000
Change From Prior Adopted	0	0	0	0	0	0	0	0	0
Change from Proposed	0	0	0	0	0	0	0	0	0
Piney Run Seawall and Launch Replacement									
Prior Adopted	0	277,000	0	0	0	0	0	0	277,000
Proposed	277,000	0	0	0	0	0	0	0	277,000
Adopted	277,000	0	0	0	0	0	0	0	277,000
Change From Prior Adopted	277,000	(277,000)	0	0	0	0	0	0	0
Change from Proposed	0	0	0	0	0	0	0	0	0
Recreation and Parks Unallocated									
Prior Adopted	0	0	0	0	0	0	0	0	0
Proposed	75,000	0	0	0	0	0	0	0	75,000
Adopted	111,000	0	0	0	0	0	0	0	111,000
Change From Prior Adopted	111,000	0	0	0	0	0	0	0	111,000
Change from Proposed	36,000	0	0	0	0	0	0	0	36,000
Sandymount Park Waterless Restrooms									
Prior Adopted	0	0	0	0	282,000	0	0	0	282,000
Proposed	0	0	0	287,000	0	0	0	0	287,000
Adopted	0	0	0	287,000	0	0	0	0	287,000
Change From Prior Adopted	0	0	0	287,000	(282,000)	0	0	0	5,000
Change from Proposed	0	0	0	0	0	0	0	0	0
Sports Complex Dugout Improvements									
Prior Adopted	0	0	0	0	255,000	0	0	0	255,000
Proposed	0	0	0	0	268,000	0	0	0	268,000
Adopted	0	0	0	0	268,000	0	0	0	268,000
Change From Prior Adopted	0	0	0	0	13,000	0	0	0	13,000
Change from Proposed	0	0	0	0	0	0	0	0	0
Tot Lot Replacement									
Prior Adopted	89,000	92,000	97,000	265,000	110,000	0	0	0	653,000
Proposed	89,000	92,000	97,000	102,000	107,000	500,000	0	0	987,000
Adopted	89,000	92,000	97,000	102,000	107,000	500,000	0	0	987,000
Change From Prior Adopted	0	0	0	(163,000)	(3,000)	500,000	0	0	334,000
Change from Proposed	0	0	0	0	0	0	0	0	0
Town Fund									
Prior Adopted	15,500	15,500	15,500	15,500	15,500	0	0	0	77,500
Proposed	17,000	17,000	17,000	17,000	17,000	17,000	0	0	102,000
Adopted	17,000	17,000	17,000	17,000	17,000	17,000	0	0	102,000
Change From Prior Adopted	1,500	1,500	1,500	1,500	1,500	17,000	0	0	24,500
Change from Proposed	0	0	0	0	0	0	0	0	0
Union Mills Flume, Shaft, and Waterwheel Replacement									
Prior Adopted	164,000	435,000	0	0	0	0	291,000	0	890,000
Proposed	164,000	435,000	0	0	0	0	291,000	0	890,000
Adopted	599,000	0	0	0	0	0	291,000	0	890,000
Change From Prior Adopted	435,000	(435,000)	0	0	0	0	0	0	0
Change from Proposed	435,000	(435,000)	0	0	0	0	0	0	0
Union Mills Recreation Area									
Prior Adopted	0	0	0	0	0	0	0	0	0
Proposed	0	0	0	0	0	350,000	0	0	350,000
Adopted	0	0	0	0	0	350,000	0	0	350,000
Change From Prior Adopted	0	0	0	0	0	350,000	0	0	350,000
Change from Proposed	0	0	0	0	0	0	0	0	0

RECREATION AND CULTURE

	FY 23	FY 24	FY 25	FY 26	FY 27	FY 28	Prior Allocation	Balance To Complete	Total Project Cost
RECREATION AND CULTURE TOTAL									
Prior Adopted	1,949,500	1,676,500	1,682,500	1,698,500	1,291,500	0	291,000	0	8,589,500
Proposed	2,273,000	2,122,000	2,102,000	1,343,000	1,053,000	2,513,000	291,000	0	11,697,000
Adopted	2,744,000	1,687,000	2,102,000	1,343,000	1,053,000	2,513,000	291,000	0	11,733,000
Change From Prior Adopted	794,500	10,500	419,500	(355,500)	(238,500)	2,513,000	0	0	3,143,500
Change from Proposed	471,000	(435,000)	0	0	0	0	0	0	36,000

GENERAL GOVERNMENT

	FY 23	FY 24	FY 25	FY 26	FY 27	FY 28	Prior Allocation	Balance To Complete	Total Project Cost
Carroll Community College Systemic Renovations									
Prior Adopted	2,732,940	0	0	0	0	0	5,744,000	0	8,476,940
Proposed	6,238,000	0	0	0	0	0	5,744,000	0	11,982,000
Adopted	6,238,000	0	0	0	0	0	5,744,000	0	11,982,000
Change From Prior Adopted	3,505,060	0	0	0	0	0	0	0	3,505,060
Change from Proposed	0	0	0	0	0	0	0	0	0
Carroll Community College Technology									
Prior Adopted	350,000	350,000	0	0	0	0	2,100,000	0	2,800,000
Proposed	350,000	350,000	0	0	0	0	2,100,000	0	2,800,000
Adopted	350,000	350,000	0	0	0	0	2,100,000	0	2,800,000
Change From Prior Adopted	0	0	0	0	0	0	0	0	0
Change from Proposed	0	0	0	0	0	0	0	0	0
Carroll Community College Turf Field									
Prior Adopted	0	0	0	0	0	0	0	0	0
Proposed	2,400,000	0	0	0	0	0	0	0	2,400,000
Adopted	2,400,000	0	0	0	0	0	0	0	2,400,000
Change From Prior Adopted	2,400,000	0	0	0	0	0	0	0	2,400,000
Change from Proposed	0	0	0	0	0	0	0	0	0
Charles Carroll Gymnasium and Community Center									
Prior Adopted	0	0	0	0	0	0	0	0	0
Proposed	0	0	0	0	0	0	7,350,000	0	7,350,000
Adopted	0	0	0	0	0	0	7,350,000	0	7,350,000
Change From Prior Adopted	0	0	0	0	0	0	7,350,000	0	7,350,000
Change from Proposed	0	0	0	0	0	0	0	0	0
County Building Systemic Renovations									
Prior Adopted	826,500	864,500	912,000	960,000	1,010,000	0	0	0	4,573,000
Proposed	1,495,000	973,000	1,022,000	1,073,000	1,127,000	1,183,000	0	0	6,873,000
Adopted	1,495,000	973,000	1,022,000	1,073,000	1,127,000	1,183,000	0	0	6,873,000
Change From Prior Adopted	668,500	108,500	110,000	113,000	117,000	1,183,000	0	0	2,300,000
Change from Proposed	0	0	0	0	0	0	0	0	0
County Technology									
Prior Adopted	1,368,000	1,368,000	1,558,000	1,600,000	1,648,000	0	0	0	7,542,000
Proposed	1,368,000	1,368,000	1,409,000	1,451,000	1,495,000	1,540,000	0	0	8,631,000
Adopted	1,368,000	1,368,000	1,409,000	1,451,000	1,495,000	1,540,000	0	0	8,631,000
Change From Prior Adopted	0	0	(149,000)	(149,000)	(153,000)	1,540,000	0	0	1,089,000
Change from Proposed	0	0	0	0	0	0	0	0	0
Countywide Master Plan									
Prior Adopted	0	0	0	0	0	0	0	0	0
Proposed	645,000	0	0	0	0	0	0	0	645,000
Adopted	0	0	0	0	0	0	0	0	0
Change From Prior Adopted	0	0	0	0	0	0	0	0	0
Change from Proposed	(645,000)	0	0	0	0	0	0	0	(645,000)
Courthouse Annex Renovation									
Prior Adopted	0	1,354,000	0	0	0	0	154,574	0	1,508,574
Proposed	0	139,000	1,167,000	0	0	0	154,574	0	1,460,574
Adopted	0	139,000	1,167,000	0	0	0	154,574	0	1,460,574
Change From Prior Adopted	0	(1,215,000)	1,167,000	0	0	0	0	0	(48,000)
Change from Proposed	0	0	0	0	0	0	0	0	0
Farm Museum Pavilion Replacement									
Prior Adopted	500,000	0	0	0	0	0	0	0	500,000
Proposed	575,000	0	0	0	0	0	0	0	575,000
Adopted	575,000	0	0	0	0	0	0	0	575,000
Change From Prior Adopted	75,000	0	0	0	0	0	0	0	75,000
Change from Proposed	0	0	0	0	0	0	0	0	0
Fleet Lift Replacements									
Prior Adopted	0	212,000	0	0	217,000	0	0	0	429,000
Proposed	0	230,000	0	0	265,000	0	0	0	495,000
Adopted	0	230,000	0	0	265,000	0	0	0	495,000
Change From Prior Adopted	0	18,000	0	0	48,000	0	0	0	66,000
Change from Proposed	0	0	0	0	0	0	0	0	0

GENERAL GOVERNMENT

	FY 23	FY 24	FY 25	FY 26	FY 27	FY 28	Prior Allocation	Balance To Complete	Total Project Cost
General Government Unallocated									
Prior Adopted	0	0	0	0	0	0	0	0	0
Proposed	5,000,000	0	0	0	0	0	0	0	5,000,000
Adopted	5,000,000	0	0	0	0	0	0	0	5,000,000
Change From Prior Adopted	5,000,000	0	0	0	0	0	0	0	5,000,000
Change from Proposed	0	0	0	0	0	0	0	0	0
Generator Replacement									
Prior Adopted	146,000	153,000	161,000	170,000	179,000	0	0	0	809,000
Proposed	146,000	153,000	161,000	170,000	179,000	188,000	0	0	997,000
Adopted	146,000	153,000	161,000	170,000	179,000	188,000	0	0	997,000
Change From Prior Adopted	0	0	0	0	0	188,000	0	0	188,000
Change from Proposed	0	0	0	0	0	0	0	0	0
Health Department Storage Building									
Prior Adopted	0	0	0	0	0	0	0	0	0
Proposed	365,000	0	0	0	0	0	0	0	365,000
Adopted	365,000	0	0	0	0	0	0	0	365,000
Change From Prior Adopted	365,000	0	0	0	0	0	0	0	365,000
Change from Proposed	0	0	0	0	0	0	0	0	0
Infrastructure Reserve									
Prior Adopted	0	0	0	0	0	0	0	0	0
Proposed	3,000,000	0	0	0	0	0	0	0	3,000,000
Adopted	3,000,000	0	0	0	0	0	0	0	3,000,000
Change From Prior Adopted	3,000,000	0	0	0	0	0	0	0	3,000,000
Change from Proposed	0	0	0	0	0	0	0	0	0
Library Technology									
Prior Adopted	100,000	100,000	100,000	100,000	100,000	0	0	0	500,000
Proposed	1,182,480	100,000	100,000	100,000	100,000	100,000	0	0	1,682,480
Adopted	1,182,480	100,000	100,000	100,000	100,000	100,000	0	0	1,682,480
Change From Prior Adopted	1,082,480	0	0	0	0	100,000	0	0	1,182,480
Change from Proposed	0	0	0	0	0	0	0	0	0
Organizational Structure and Policy Implementation									
Prior Adopted	0	0	0	0	0	0	0	0	0
Proposed	500,000	0	0	0	0	0	0	0	500,000
Adopted	0	0	0	0	0	0	0	0	0
Change From Prior Adopted	0	0	0	0	0	0	0	0	0
Change from Proposed	(500,000)	0	0	0	0	0	0	0	(500,000)
Parking Lot Overlays									
Prior Adopted	367,000	436,000	222,000	233,000	245,000	0	0	0	1,503,000
Proposed	367,000	436,000	222,000	233,000	245,000	257,000	0	0	1,760,000
Adopted	367,000	436,000	222,000	233,000	245,000	257,000	0	0	1,760,000
Change From Prior Adopted	0	0	0	0	0	257,000	0	0	257,000
Change from Proposed	0	0	0	0	0	0	0	0	0
Payroll/Human Resources System Replacement									
Prior Adopted	0	0	0	0	0	0	0	0	0
Proposed	100,000	0	0	0	0	0	1,000,000	0	1,100,000
Adopted	100,000	0	0	0	0	0	1,000,000	0	1,100,000
Change From Prior Adopted	100,000	0	0	0	0	0	1,000,000	0	1,100,000
Change from Proposed	0	0	0	0	0	0	0	0	0
Piney Run Dam Rehabilitation									
Prior Adopted	800,000	0	0	6,700,000	0	0	0	0	7,500,000
Proposed	1,475,000	0	0	6,025,000	0	0	0	0	7,500,000
Adopted	1,475,000	0	0	6,025,000	0	0	0	0	7,500,000
Change From Prior Adopted	675,000	0	0	(675,000)	0	0	0	0	0
Change from Proposed	0	0	0	0	0	0	0	0	0
Public Safety Emergency Communication Radios									
Prior Adopted	874,000	900,000	927,000	956,000	985,000	0	0	0	4,642,000
Proposed	974,000	900,000	680,800	701,000	722,000	758,100	0	0	4,735,900
Adopted	974,000	900,000	680,800	701,000	722,000	758,100	0	0	4,735,900
Change From Prior Adopted	100,000	0	(246,200)	(255,000)	(263,000)	758,100	0	0	93,900
Change from Proposed	0	0	0	0	0	0	0	0	0

GENERAL GOVERNMENT

	FY 23	FY 24	FY 25	FY 26	FY 27	FY 28	Prior Allocation	Balance To Complete	Total Project Cost
Public Safety Radio Circuit and Microwave Network Replacement									
Prior Adopted	0	3,000,000	0	0	0	0	0	0	3,000,000
Proposed	1,200,000	2,800,000	0	0	0	0	0	0	4,000,000
Adopted	1,200,000	2,800,000	0	0	0	0	0	0	4,000,000
Change From Prior Adopted	1,200,000	(200,000)	0	0	0	0	0	0	1,000,000
Change from Proposed	0	0	0	0	0	0	0	0	0
Public Safety Regional Water Supply									
Prior Adopted	0	157,500	0	165,500	0	0	0	0	323,000
Proposed	0	157,500	0	165,500	0	173,900	0	0	496,900
Adopted	0	157,500	0	165,500	0	173,900	0	0	496,900
Change From Prior Adopted	0	0	0	0	0	173,900	0	0	173,900
Change from Proposed	0	0	0	0	0	0	0	0	0
Sheriff's Office - Headquarters									
Prior Adopted	0	0	8,200,000	21,900,000	0	0	0	0	30,100,000
Proposed	8,450,000	21,900,000	0	0	0	0	0	0	30,350,000
Adopted	8,450,000	21,900,000	0	0	0	0	0	0	30,350,000
Change From Prior Adopted	8,450,000	21,900,000	(8,200,000)	(21,900,000)	0	0	0	0	250,000
Change from Proposed	0	0	0	0	0	0	0	0	0
Sheriff's Office - Patrol Area Renovation									
Prior Adopted	0	0	0	0	0	0	0	0	0
Proposed	0	0	120,000	1,300,000	0	0	0	0	1,420,000
Adopted	0	0	120,000	1,300,000	0	0	0	0	1,420,000
Change From Prior Adopted	0	0	120,000	1,300,000	0	0	0	0	1,420,000
Change from Proposed	0	0	0	0	0	0	0	0	0
GENERAL GOVERNMENT TOTAL									
Prior Adopted	8,064,440	8,895,000	12,080,000	32,784,500	4,384,000	0	7,998,574	0	74,206,514
Proposed	35,830,480	29,506,500	4,881,800	11,218,500	4,133,000	4,200,000	16,348,574	0	106,118,854
Adopted	34,685,480	29,506,500	4,881,800	11,218,500	4,133,000	4,200,000	16,348,574	0	104,973,854
Change From Prior Adopted	26,621,040	20,611,500	(7,198,200)	(21,566,000)	(251,000)	4,200,000	8,350,000	0	30,767,340
Change from Proposed	(1,145,000)	0	0	0	0	0	0	0	(1,145,000)

AIRPORT ENTERPRISE FUND

	FY 23	FY 24	FY 25	FY 26	FY 27	FY 28	Prior Allocation	Balance To Complete	Total Project Cost
Airport Building Repairs									
Prior Adopted	0	0	0	0	0	0	0	0	0
Proposed	236,000	242,000	265,000	287,000	310,000	188,000	0	0	1,528,000
Adopted	236,000	242,000	265,000	287,000	310,000	188,000	0	0	1,528,000
Change From Prior Adopted	236,000	242,000	265,000	287,000	310,000	188,000	0	0	1,528,000
Change from Proposed	0	0	0	0	0	0	0	0	0

Grounds and Maintenance Equipment

Prior Adopted	36,000	36,000	36,000	36,000	36,000	0	0	0	180,000
Proposed	36,000	36,000	36,000	36,000	36,000	36,000	0	0	216,000
Adopted	36,000	36,000	36,000	36,000	36,000	36,000	0	0	216,000
Change From Prior Adopted	0	0	0	0	0	36,000	0	0	36,000
Change from Proposed	0	0	0	0	0	0	0	0	0

AIRPORT ENTERPRISE FUND TOTAL

Prior Adopted	36,000	36,000	36,000	36,000	36,000	0	0	0	180,000
Proposed	272,000	278,000	301,000	323,000	346,000	224,000	0	0	1,744,000
Adopted	272,000	278,000	301,000	323,000	346,000	224,000	0	0	1,744,000
Change From Prior Adopted	236,000	242,000	265,000	287,000	310,000	224,000	0	0	1,564,000
Change from Proposed	0	0	0	0	0	0	0	0	0

FIBER NETWORK ENTERPRISE FUND

	FY 23	FY 24	FY 25	FY 26	FY 27	FY 28	Prior Allocation	Balance To Complete	Total Project Cost
CCPN Equipment Replacement									
Prior Adopted	0	0	0	55,000	0	0	0	0	55,000
Proposed	0	0	0	55,000	0	1,177,000	0	0	1,232,000
Adopted	0	0	0	55,000	0	1,177,000	0	0	1,232,000
Change From Prior Adopted	0	0	0	0	0	1,177,000	0	0	1,177,000
Change from Proposed	0	0	0	0	0	0	0	0	0

FIBER NETWORK ENTERPRISE FUND TOTAL

Prior Adopted	0	0	0	55,000	0	0	0	0	55,000
Proposed	0	0	0	55,000	0	1,177,000	0	0	1,232,000
Adopted	0	0	0	55,000	0	1,177,000	0	0	1,232,000
Change From Prior Adopted	0	0	0	0	0	1,177,000	0	0	1,177,000
Change from Proposed	0	0	0	0	0	0	0	0	0

SEPTAGE ENTERPRISE FUND

	FY 23	FY 24	FY 25	FY 26	FY 27	FY 28	Prior Allocation	Balance To Complete	Total Project Cost
Westminster Septage Facility Improvements									
Prior Adopted	0	0	0	0	0	0	5,500,000	0	5,500,000
Proposed	0	0	0	0	0	0	5,500,000	0	5,500,000
Adopted	0	0	0	0	0	0	5,500,000	0	5,500,000
Change From Prior Adopted	0	0	0	0	0	0	0	0	0
Change from Proposed	0	0	0	0	0	0	0	0	0

SEPTAGE ENTERPRISE FUND TOTAL

Prior Adopted	0	0	0	0	0	0	5,500,000	0	5,500,000
Proposed	0	0	0	0	0	0	5,500,000	0	5,500,000
Adopted	0	0	0	0	0	0	5,500,000	0	5,500,000
Change From Prior Adopted	0	0	0	0	0	0	0	0	0
Change from Proposed	0	0	0	0	0	0	0	0	0

SOLID WASTE ENTERPRISE FUND

	FY 23	FY 24	FY 25	FY 26	FY 27	FY 28	Prior Allocation	Balance To Complete	Total Project Cost
--	-------	-------	-------	-------	-------	-------	------------------	---------------------	--------------------

Bark Hill Landfill Remediation

Prior Adopted	0	0	0	0	0	0	0	0	0
Proposed	100,000	0	0	0	0	0	0	0	100,000
Adopted	100,000	0	0	0	0	0	0	0	100,000
Change From Prior Adopted	100,000	0	0	0	0	0	0	0	100,000
Change from Proposed	0	0	0	0	0	0	0	0	0

Landfill Expansion and Improvements

Prior Adopted	0	0	0	0	0	0	0	0	0
Proposed	4,000,000	0	0	0	0	0	0	0	4,000,000
Adopted	4,000,000	0	0	0	0	0	0	0	4,000,000
Change From Prior Adopted	4,000,000	0	0	0	0	0	0	0	4,000,000
Change from Proposed	0	0	0	0	0	0	0	0	0

Waste Transfer Station Floor Replacement

Prior Adopted	0	0	0	0	0	0	0	0	0
Proposed	410,000	0	0	0	0	0	0	0	410,000
Adopted	410,000	0	0	0	0	0	0	0	410,000
Change From Prior Adopted	410,000	0	0	0	0	0	0	0	410,000
Change from Proposed	0	0	0	0	0	0	0	0	0

SOLID WASTE ENTERPRISE FUND TOTAL

Prior Adopted	0	0	0	0	0	0	0	0	0
Proposed	4,510,000	0	0	0	0	0	0	0	4,510,000
Adopted	4,510,000	0	0	0	0	0	0	0	4,510,000
Change From Prior Adopted	4,510,000	0	0	0	0	0	0	0	4,510,000
Change from Proposed	0	0	0	0	0	0	0	0	0

UTILITIES ENTERPRISE FUND

	FY 23	FY 24	FY 25	FY 26	FY 27	FY 28	Prior Allocation	Balance To Complete	Total Project Cost
County Sewer Line Rehabilitation and Replacement									
Prior Adopted	481,000	481,000	481,000	481,000	481,000	0	962,000	0	3,367,000
Proposed	481,000	481,000	481,000	481,000	481,000	481,000	962,000	0	3,848,000
Adopted	481,000	481,000	481,000	481,000	481,000	481,000	962,000	0	3,848,000
Change From Prior Adopted	0	0	0	0	0	481,000	0	0	481,000
Change from Proposed	0	0	0	0	0	0	0	0	0
County Water Line Rehabilitation and Replacement									
Prior Adopted	837,000	879,000	923,000	0	0	0	2,283,000	0	4,922,000
Proposed	1,150,000	1,208,000	1,269,000	1,332,000	1,399,000	1,469,000	2,283,000	0	10,110,000
Adopted	1,150,000	1,208,000	1,269,000	1,332,000	1,399,000	1,469,000	2,283,000	0	10,110,000
Change From Prior Adopted	313,000	329,000	346,000	1,332,000	1,399,000	1,469,000	0	0	5,188,000
Change from Proposed	0	0	0	0	0	0	0	0	0
Freedom Water Treatment Plant Equipment Replacement									
Prior Adopted	0	0	0	0	0	0	603,490	0	603,490
Proposed	105,000	105,000	110,000	110,000	120,000	120,000	603,490	0	1,273,490
Adopted	105,000	105,000	110,000	110,000	120,000	120,000	603,490	0	1,273,490
Change From Prior Adopted	105,000	105,000	110,000	110,000	120,000	120,000	0	0	670,000
Change from Proposed	0	0	0	0	0	0	0	0	0
Freedom Water Treatment Plant Membrane Replacement									
Prior Adopted	206,000	206,000	206,000	206,000	206,000	0	1,699,250	0	2,729,250
Proposed	206,000	206,000	206,000	206,000	206,000	206,000	1,699,250	0	2,935,250
Adopted	206,000	206,000	206,000	206,000	206,000	206,000	1,699,250	0	2,935,250
Change From Prior Adopted	0	0	0	0	0	206,000	0	0	206,000
Change from Proposed	0	0	0	0	0	0	0	0	0
Freedom Wells and Connections									
Prior Adopted	0	0	0	0	0	0	2,398,000	0	2,398,000
Proposed	275,000	550,000	275,000	275,000	275,000	275,000	2,398,000	0	4,323,000
Adopted	275,000	550,000	275,000	275,000	275,000	275,000	2,398,000	0	4,323,000
Change From Prior Adopted	275,000	550,000	275,000	275,000	275,000	275,000	0	0	1,925,000
Change from Proposed	0	0	0	0	0	0	0	0	0
Patapsco Valley Pump Station Upgrade									
Prior Adopted	0	300,000	770,000	0	0	0	0	0	1,070,000
Proposed	0	300,000	770,000	0	0	0	0	0	1,070,000
Adopted	0	300,000	770,000	0	0	0	0	0	1,070,000
Change From Prior Adopted	0	0	0	0	0	0	0	0	0
Change from Proposed	0	0	0	0	0	0	0	0	0
Pleasant Valley Wastewater Treatment Plant Rehab									
Prior Adopted	0	0	0	0	0	0	1,000,000	0	1,000,000
Proposed	0	0	0	0	0	0	0	0	0
Adopted	0	0	0	0	0	0	0	0	0
Change From Prior Adopted	0	0	0	0	0	0	(1,000,000)	0	(1,000,000)
Change from Proposed	0	0	0	0	0	0	0	0	0
Pump Station Equipment									
Prior Adopted	200,000	200,000	200,000	200,000	200,000	0	214,681	0	1,214,681
Proposed	567,014	200,000	200,000	200,000	200,000	220,000	214,681	0	1,801,695
Adopted	567,014	200,000	200,000	200,000	200,000	220,000	214,681	0	1,801,695
Change From Prior Adopted	367,014	0	0	0	0	220,000	0	0	587,014
Change from Proposed	0	0	0	0	0	0	0	0	0
Runnymede Wastewater Treatment Plant Rehab									
Prior Adopted	297,000	0	0	0	0	0	72,000	0	369,000
Proposed	1,085,000	0	0	0	0	0	72,000	0	1,157,000
Adopted	1,085,000	0	0	0	0	0	72,000	0	1,157,000
Change From Prior Adopted	788,000	0	0	0	0	0	0	0	788,000
Change from Proposed	0	0	0	0	0	0	0	0	0
Sewer Manhole Rehabilitation									
Prior Adopted	91,000	96,000	99,000	102,000	106,000	0	2,404,200	0	2,898,200
Proposed	91,000	96,000	99,000	102,000	106,000	109,000	2,404,200	0	3,007,200
Adopted	91,000	96,000	99,000	102,000	106,000	109,000	2,404,200	0	3,007,200
Change From Prior Adopted	0	0	0	0	0	109,000	0	0	109,000
Change from Proposed	0	0	0	0	0	0	0	0	0

UTILITIES ENTERPRISE FUND

	FY 23	FY 24	FY 25	FY 26	FY 27	FY 28	Prior Allocation	Balance To Complete	Total Project Cost
Shiloh Pump Station Expansion									
Prior Adopted	220,000	1,455,000	0	0	0	0	0	0	1,675,000
Proposed	220,000	1,455,000	0	0	0	0	0	0	1,675,000
Adopted	220,000	1,455,000	0	0	0	0	0	0	1,675,000
Change From Prior Adopted	0	0	0	0	0	0	0	0	0
Change from Proposed	0	0	0	0	0	0	0	0	0
South Carroll High Wastewater Treatment Plant Rehab									
Prior Adopted	0	0	0	0	0	0	658,000	0	658,000
Proposed	0	546,000	0	0	0	0	658,000	0	1,204,000
Adopted	0	546,000	0	0	0	0	658,000	0	1,204,000
Change From Prior Adopted	0	546,000	0	0	0	0	0	0	546,000
Change from Proposed	0	0	0	0	0	0	0	0	0
Sykesville Pump Station Expansion									
Prior Adopted	290,000	2,086,200	0	0	0	0	0	0	2,376,200
Proposed	1,790,000	2,086,200	0	0	0	0	0	0	3,876,200
Adopted	1,790,000	2,086,200	0	0	0	0	0	0	3,876,200
Change From Prior Adopted	1,500,000	0	0	0	0	0	0	0	1,500,000
Change from Proposed	0	0	0	0	0	0	0	0	0
Tank Rehabilitation and Replacement									
Prior Adopted	565,000	565,000	565,000	565,000	565,000	0	4,063,032	0	6,888,032
Proposed	565,000	565,000	565,000	565,000	565,000	565,000	4,063,032	0	7,453,032
Adopted	565,000	565,000	565,000	565,000	565,000	565,000	4,063,032	0	7,453,032
Change From Prior Adopted	0	0	0	0	0	565,000	0	0	565,000
Change from Proposed	0	0	0	0	0	0	0	0	0
Town of Sykesville Water and Sewer Upgrades									
Prior Adopted	8,045,000	0	0	0	0	0	10,540,000	0	18,585,000
Proposed	8,045,000	0	0	0	0	0	10,540,000	0	18,585,000
Adopted	8,045,000	0	0	0	0	0	10,540,000	0	18,585,000
Change From Prior Adopted	0	0	0	0	0	0	0	0	0
Change from Proposed	0	0	0	0	0	0	0	0	0
Water Main Loops									
Prior Adopted	440,000	440,000	440,000	440,000	440,000	0	2,217,872	0	4,417,872
Proposed	0	0	0	0	0	0	0	0	0
Adopted	0	0	0	0	0	0	0	0	0
Change From Prior Adopted	(440,000)	(440,000)	(440,000)	(440,000)	(440,000)	0	(2,217,872)	0	(4,417,872)
Change from Proposed	0	0	0	0	0	0	0	0	0
Water Main Valve Replacements									
Prior Adopted	360,000	360,000	360,000	360,000	0	0	2,399,700	0	3,839,700
Proposed	360,000	360,000	360,000	360,000	385,000	385,000	2,399,700	0	4,609,700
Adopted	360,000	360,000	360,000	360,000	385,000	385,000	2,399,700	0	4,609,700
Change From Prior Adopted	0	0	0	0	385,000	385,000	0	0	770,000
Change from Proposed	0	0	0	0	0	0	0	0	0
Water Meters									
Prior Adopted	687,500	709,500	731,000	753,000	759,000	0	7,042,629	0	10,682,629
Proposed	687,500	709,500	731,000	753,000	759,000	765,000	7,042,629	0	11,447,629
Adopted	687,500	709,500	731,000	753,000	759,000	765,000	7,042,629	0	11,447,629
Change From Prior Adopted	0	0	0	0	0	765,000	0	0	765,000
Change from Proposed	0	0	0	0	0	0	0	0	0
Water Service Line Replacement									
Prior Adopted	326,700	342,600	352,000	90,000	0	0	2,374,200	0	3,485,500
Proposed	225,000	237,000	249,000	262,000	275,000	289,000	2,374,200	0	3,911,200
Adopted	225,000	237,000	249,000	262,000	275,000	289,000	2,374,200	0	3,911,200
Change From Prior Adopted	(101,700)	(105,600)	(103,000)	172,000	275,000	289,000	0	0	425,700
Change from Proposed	0	0	0	0	0	0	0	0	0
UTILITIES ENTERPRISE FUND TOTAL									
Prior Adopted	13,046,200	8,120,300	5,127,000	3,197,000	2,757,000	0	40,932,054	0	73,179,554
Proposed	15,852,514	9,104,700	5,315,000	4,646,000	4,771,000	4,884,000	37,714,182	0	82,287,396
Adopted	15,852,514	9,104,700	5,315,000	4,646,000	4,771,000	4,884,000	37,714,182	0	82,287,396
Change From Prior Adopted	2,806,314	984,400	188,000	1,449,000	2,014,000	4,884,000	(3,217,872)	0	9,107,842
Change from Proposed	0	0	0	0	0	0	0	0	0

ALL FUNDS
AND
CAPITAL BUDGET SUMMARY

FY 21 - FY 23 All Funds Revenue Summary

Revenue Source	Fiscal Year			\$ Change FY 22 to FY 23
	2021 Budget	2022 Budget	2023 Budget	
Capital Fund				
Local	\$65,213,440	\$81,132,410	\$78,094,452	(\$3,037,958)
State	15,169,594	17,401,106	31,713,877	14,312,771
Federal	178,000	1,872,150	2,744,600	872,450
Other	541,000	487,917	514,197	26,280
Total Capital Fund Sources	\$81,102,034	\$100,893,583	\$113,067,126	\$12,173,543
Airport Enterprise Fund				
Local-Enterprise Fund	\$252,000	\$36,000	\$272,000	\$236,000
Total Airport Enterprise Fund Sources	\$252,000	\$36,000	\$272,000	\$236,000
Fiber Enterprise Fund				
Local-Enterprise Fund	\$0	\$1,022,680	\$0	(\$1,022,680)
Total Fiber Enterprise Fund Sources	\$0	\$1,022,680	\$0	(\$1,022,680)
Septage Enterprise Fund				
Local-Enterprise Fund	\$0	\$0	\$0	\$0
Total Septage Enterprise Fund Sources	\$0	\$0	\$0	\$0
Solid Waste Enterprise Fund				
Local-Enterprise Fund	\$0	\$25,180,000	\$4,510,000	(\$20,670,000)
Total Solid Waste Enterprise Fund Sources	\$0	\$25,180,000	\$4,510,000	(\$20,670,000)
Utilities Enterprise Fund				
Local-Enterprise Fund	\$11,923,900	\$10,987,971	\$15,852,514	\$4,864,543
Total Utilities Enterprise Fund Sources	\$11,923,900	\$10,987,971	\$15,852,514	\$4,864,543
Total Revenues	\$93,277,934	\$138,120,234	\$133,701,640	(\$4,418,594)

FY 21 - FY 23 All Funds Appropriations Summary

Appropriation	Fiscal Year			\$ Change FY 22 to FY 23
	2021 Budget	2022 Budget	2023 Budget	
Capital Fund	\$81,102,034	\$100,893,583	\$113,067,126	\$12,173,543
Airport Enterprise Fund	252,000	36,000	272,000	236,000
Fiber Enterprise Fund	0	1,022,680	0	(1,022,680)
Septage Enterprise Fund	0	0	0	0
Solid Waste Enterprise Fund	0	25,180,000	4,510,000	(20,670,000)
Utilities Enterprise Fund	11,923,900	10,987,971	15,852,514	4,864,543
Total Appropriations	\$93,277,934	\$138,120,234	\$133,701,640	(\$4,418,594)

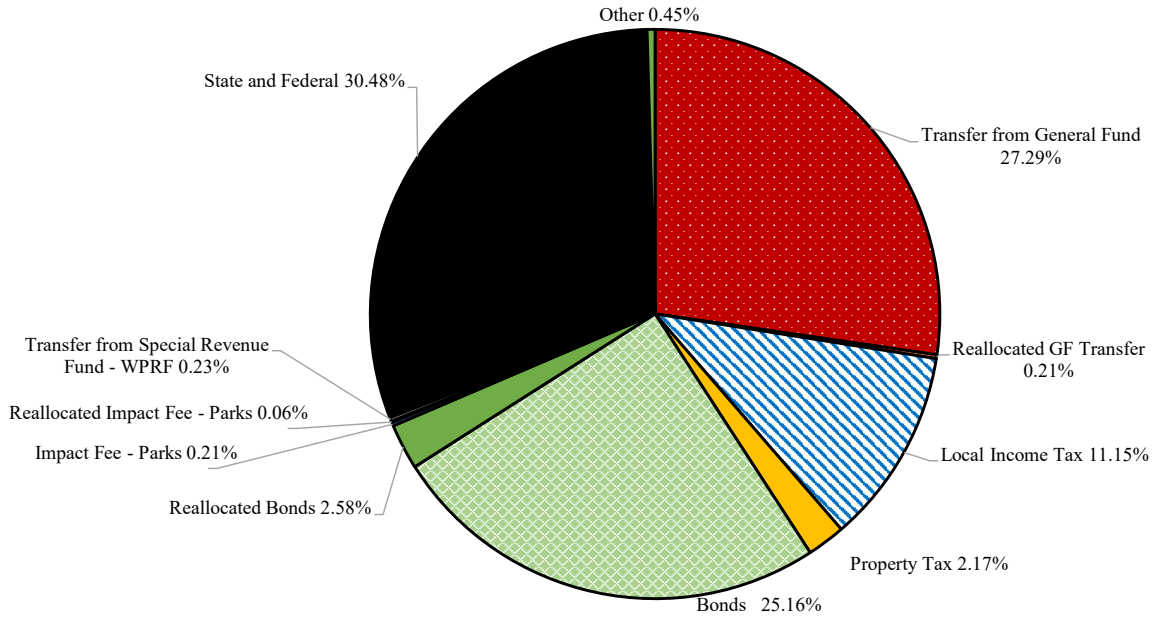
FY 21 - FY 23 Capital Fund Revenues

Revenue Source	Fiscal Year			\$ Change FY 22 to FY 23
	2021 Budget	2022 Budget	2023 Budget	
Local				
Transfer from General Fund	\$3,924,925	\$13,458,687	\$30,861,080	\$17,402,393
Reallocated GF Transfer	470,475	104,533	240,673	136,139
Local Income Tax	12,371,160	12,118,700	12,602,160	483,460
Property Tax	2,500,000	2,539,900	2,456,972	(82,928)
Bonds	43,525,891	48,448,990	28,449,945	(19,999,045)
Reallocated Bonds	1,650,989	3,870,210	2,918,913	(951,297)
Impact Fee - Parks	470,000	175,000	236,047	61,047
Reallocated Impact Fee - Parks	300,000	163,900	63,953	(99,947)
Transfer from Special Revenue Fund - WPRF	0	252,490	264,710	12,220
LOCAL TOTAL	\$65,213,440	\$81,132,410	\$78,094,452	(\$3,037,958)
State				
State Highway Administration	\$176,000	\$176,000	\$176,000	\$0
Highway User Revenue	2,492,000	1,359,000	2,200,000	841,000
Reallocated Highway User Revenue	0	0	710,680	710,680
Program Open Space	1,118,700	1,119,000	909,400	(209,600)
Ag. Preservation (MALPF)	500,000	500,000	500,000	0
Ag Transfer Tax	150,000	300,000	500,000	200,000
State School Construction	9,482,894	11,397,106	19,848,797	8,451,691
MD Higher Education Commission	0	0	3,119,000	3,119,000
State	0	1,550,000	500,000	(1,050,000)
State Miscellaneous Grants	1,250,000	1,000,000	3,250,000	2,250,000
STATE TOTAL	\$15,169,594	\$17,401,106	\$31,713,877	\$14,312,771
Federal				
Federal Highway/Bridge	\$178,000	\$1,872,150	\$1,402,600	(\$469,550)
Department of Agriculture	0	0	1,342,000	1,342,000
FEDERAL TOTAL	\$178,000	\$1,872,150	\$2,744,600	\$872,450
Other				
Developer Contribution	\$0	\$172,407	\$172,407	\$0
Reallocated Developer Contribution	0	0	10,500	10,500
Municipal	541,000	315,510	331,290	15,780
OTHER TOTAL	\$541,000	\$487,917	\$514,197	\$26,280
TOTAL REVENUES	\$81,102,034	\$100,893,583	\$113,067,126	\$12,173,543

Capital Fund Revenues

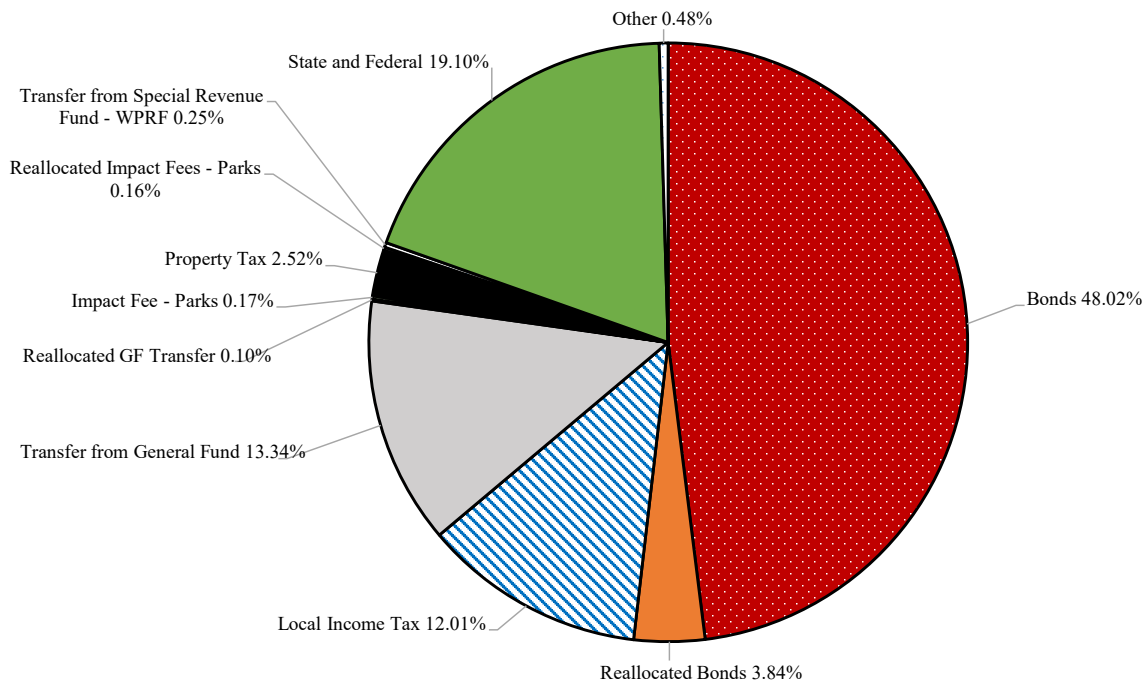
Fiscal Year 2023 Budget

\$113,067,126



Fiscal Year 2022 Budget

\$100,893,583



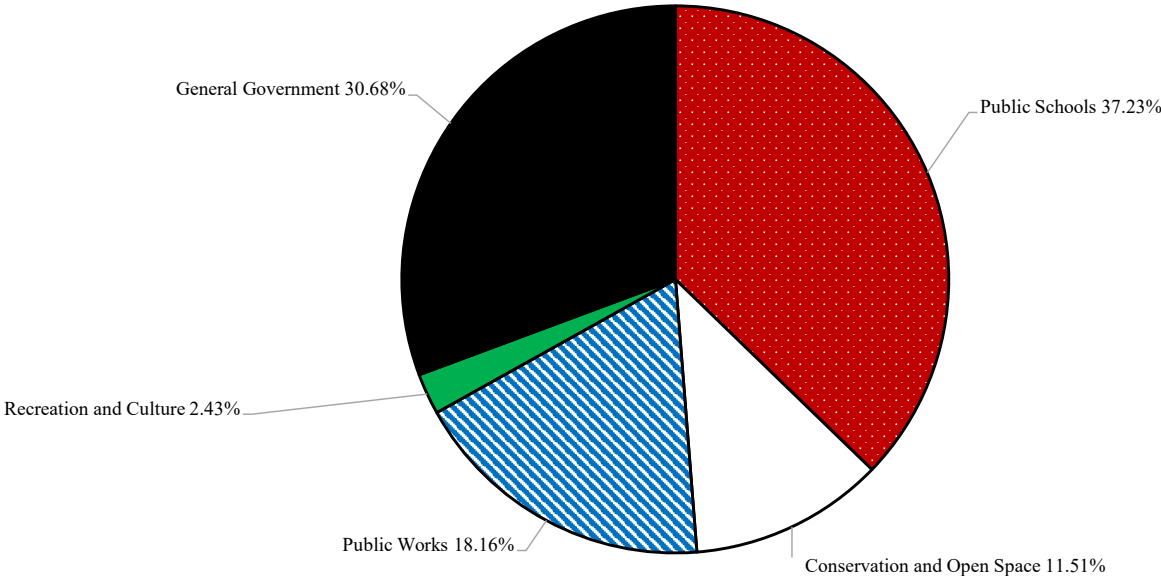
FY 21 - FY 23 Capital Fund Appropriations

Appropriation Area	Fiscal Year			\$ Change FY 22 to FY 23
	2021 Budget	2022 Budget	2023 Budget	
<u>Public Schools</u>	\$48,606,860	\$55,294,806	\$42,097,957	(\$13,196,849)
<u>Conservation and Open Space</u>	8,158,000	10,379,427	13,012,189	2,632,762
<u>Public Works</u>				
Roads	15,320,000	21,835,000	18,632,500	(3,202,500)
Bridges	328,000	2,694,850	1,895,000	(799,850)
Public Works Total	15,648,000	24,529,850	20,527,500	(4,002,350)
<u>Recreation and Culture</u>	2,210,700	3,374,350	2,744,000	(630,350)
<u>General Government</u>				
County Facilities/Infrastructure	3,065,000	1,716,400	7,490,000	5,773,600
Criminal Justice/Public Safety	2,358,474	3,732,750	8,450,000	4,717,250
Farm Museum	0	0	575,000	575,000
Board of Elections	605,000	0	0	0
Carroll Community College	350,000	700,000	8,988,000	8,288,000
Libraries/Senior Centers	100,000	1,166,000	1,182,480	16,480
Unallocated/Other	0	0	8,000,000	8,000,000
General Government Total	6,478,474	7,315,150	34,685,480	27,370,330
Total Appropriations	\$81,102,034	\$100,893,583	\$113,067,126	\$12,173,543

Capital Fund Appropriations

Fiscal Year 2023 Budget

\$113,067,126



This chart shows appropriations to the five principal groupings in the Capital Fund.

Public Schools includes Board of Education construction, renovation, and modernization projects.

Conservation includes agricultural land preservation and easement programs, NPDES compliance projects, water development, and acquisition of property for other County uses, which may include future roadway easements and public facilities.

Public Works includes projects for the maintenance and construction of roads and bridges.

Recreation and Culture includes the purchase of park land, development and restoration of parks, and preservation of Union Mills Homestead.

General Government includes projects for Public Safety, Carroll Community College, Carroll County Public Library, State's Attorney's Office, Technology Services, Senior Centers, Farm Museum, Board of Elections, Sheriff's Office, and other County needs and improvements.

Community Investment Plan - Schedule of Reappropriations
Fiscal Year 2023

Reappropriations are a transfer of funds. They may occur when there are unspent budgeted funds from a completed or cancelled project, or when there is an unallocated project that holds funds for future use.

Capital Fund

Project		Source/Amount		
From	To	Local	Bonds	Other
8722 Gaither Road over South Branch Patapsco	8933 Patapsco Road over E. Branch Patapsco		120,600.00	
8722 Gaither Road over South Branch Patapsco	8934 Upper Beckleysville Road over Murphy Run		116,000.00	
8722 Gaither Road over South Branch Patapsco	8891 Hawks Hill Road over Little Pipe Creek Tributary		28,000.00	
8722 Gaither Road over South Branch Patapsco	8931 Pavement Management 23		206,000.00	
8627 Storm Drain Rehabilitation	8931 Pavement Management 23			710,680.00
8494 Pooledale Farms	9674 Highway Safety Improvements			10,500.00
8440 Pavement Management 13	9920 Watershed Assessment and Improvement (NPDES)	104,672.62		
8820 Stormwater Facility Renovation FY 20	8716 Stormwater Facility Renovation		149,137.50	
8727 Charles Carroll Gymnasium and Community Center	8294 Water Development		3,200,000.00	
8294 Water Development	8727 Charles Carroll Gymnasium and Community Center		(3,200,000.00)	
9920 Watershed Assessment and Improvement (NPDES)	8517 Carroll Community College Systemic Renovations		2,000,000.00	
8518 Humane Society Stormwater and Parking	9954 County Building Systemic Renovations		299,175.00	
8730 Emergency Services Pagers	8819 Public Safety Emergency Communication Radios	100,000.00		
8816 Sports Complex Lighting	8937 Cape Horn Field Lighting	63,952.60		
8816 Sports Complex Lighting	9139 Rec and Parks Unallocated	36,000.00		
Total		\$304,625.22	\$2,918,912.50	\$721,180.00

Community Investment Plan For Fiscal Year 2023

	Total FY 23
PUBLIC SCHOOLS	
Career and Technology Center	\$10,500,000
East Middle School Replacement	5,992,797
HVAC System Replacement - Spring Garden Elementary	3,160,000
HVAC System Replacement - Oklahoma Road Middle	5,034,000
Paving	825,000
Relocatable Classrooms	195,000
Roof Replacement - North Carroll Middle	1,509,000
Technology Improvements	1,000,000
Transfer to Operating Budget for BOE Debt Service	10,582,160
Window Replacement - South Carroll High	2,300,000
Window Replacement - Westminster High	1,000,000
PUBLIC SCHOOLS TOTAL	\$42,097,957
CONSERVATION AND OPEN SPACE	
Agricultural Land Preservation	\$5,789,972
Stormwater Facility Renovation	449,138
Watershed Assessment and Improvement (NPDES)	3,573,080
Water Development	3,200,000
CONSERVATION AND OPEN SPACE TOTAL	\$13,012,189
PUBLIC WORKS	
- ROADS -	
Highway Safety Improvements	\$45,500
Pavement Management Program	14,815,000
Pavement Preservation	1,180,000
Public Works Unallocated	685,000
Ramp and Sidewalk Upgrades	88,000
Ridenour Way Extension	1,160,000
Small Drainage Structures	253,000
Storm Drain Rehabilitation	253,000
Storm Drain Video Inspection	153,000
	<u>\$18,632,500</u>
- BRIDGES -	
Bridge Inspection and Inventory	\$32,000
Bridge Maintenance and Structural Repair	82,000
Cleaning and Painting of Bridge Structural Steel	246,000
Hawks Hill Road over Little Pipe Creek Tributary	28,000
Patapsco Road over E. Branch Patapsco	603,000
Shepherds Mill over Little Pipe Creek	324,000
Upper Beckleysville Road over Murphy Run	580,000
	<u>\$1,895,000</u>
PUBLIC WORKS TOTAL	\$20,527,500
RECREATION AND CULTURE	
Cape Horn Park Field Lighting	\$600,000
Community Self-Help Projects	86,000
Freedom Park Paving and Pavilion Replacement	140,000
Land Acquisition	335,000
Northwest Regional Park	305,000
Park Restoration	185,000
Piney Run Seawall and Launch Replacement	277,000
Recreation and Parks Unallocated	111,000
Tot Lot Replacement	89,000
Town Fund	17,000
Union Mills Flume, Shaft, and Waterwheel Replacement	599,000
RECREATION AND CULTURE TOTAL	\$2,744,000
GENERAL GOVERNMENT	
Carroll Community College Systemic Renovations	\$6,238,000
Carroll Community College Technology	350,000
Carroll Community College Turf Field	2,400,000
County Building Systemic Renovations	1,495,000
County Technology	1,368,000
Farm Museum Pavilion Replacement	575,000
General Government Unallocated	5,000,000
Generator Replacement	146,000
Health Department Storage Building	365,000
Infrastructure Reserve	3,000,000
Library Technology	1,182,480
Parking Lot Overlays	367,000
Payroll/Human Resources System Replacement	100,000
Piney Run Dam Rehabilitation	1,475,000
Public Safety Emergency Communication Radios	974,000
Public Safety Radio Circuit and Microwave Network Replacement	1,200,000
Sheriff's Office - Headquarters	8,450,000
GENERAL GOVERNMENT TOTAL	\$34,685,480
GRAND TOTAL	\$113,067,126

Active Capital Projects With Prior Appropriations

Explanation of Active Capital Projects

The FY 23 – 28 Community Investment Plan (CIP) includes capital projects with FY 23 appropriations and projects that have planned appropriations in FY 24 - 28. If a project included in this CIP had an appropriation in a previous fiscal year, that dollar amount is included in the column labeled Prior Allocation. The following summary is intended to provide additional information on active capital projects that are not included in the current CIP and have existing appropriations prior to FY 23. Several projects listed on the summary are ongoing projects and receive an additional appropriation annually.

Explanation of the Summary

Project

The project number is a number assigned to the capital project to identify it in the County financial system.

Project Name

The project name is a short text identification of the project.

Initial Year of Appropriation

The initial year of appropriation is the first fiscal year that a capital project received funding. Some projects may have received funding in more than one year. However, only the first fiscal year of funding is shown.

Current Budget

This is the total existing funding appropriation to a capital project. If the project received appropriations in more than one year, it is the total of those appropriations.

Expended to Date

Expenditures to date are the total amount spent on a capital project so far. The amounts included in this summary are through May 25, 2022.

Current Encumbrance

When the County enters a contract or makes other commitments to purchase goods or services, the committed amount is encumbered, indicating it is not available for other expenditures. Current encumbrance is the total amount the County has committed to spend on a capital project beyond expenditures spent to date.

Current Balance

Current balance is the amount of the budget that has not been spent or committed. It is calculated by subtracting expenditures to date and current encumbrances from the current budget.

Active Capital Projects with Prior Appropriations

As of 5/25/2021

Project #	Project Name	Initial Year of Approp	Current Budget	Expend To Date	Current Encumb	Current Balance
PUBLIC SCHOOLS						
8292	Open Space	2008	8,000,000.00	7,941,794.21	0.00	58,205.79
8348	MtAiryMS	2010	19,498,660.00	19,378,461.90	0.00	120,198.10
8581	SCHSRoof	2016	1,421,031.16	1,421,030.86	0.00	0.30
8619	CarTecCtrR	2017	34,100,000.50	18,743,240.14	0.00	15,356,760.36
8620	FSKRooFRep	2017	1,036,967.79	1,033,041.54	0.00	3,926.25
8623	WHSElecEqu	2017	980,000.00	887,221.71	0.00	92,778.29
8710	HSScincRen	2018	2,864,500.00	2,276,882.11	0.00	587,617.89
8711	SMHVACRplc	2018	2,045,383.17	2,034,026.17	0.00	11,357.00
8712	CElMrfRplc	2018	1,394,000.00	551,249.09	0.00	842,750.91
8713	EWElmRfRpl	2018	1,064,280.77	1,063,896.40	0.00	384.37
8721	SecImprBOE	2018	1,000,000.00	803,422.89	0.00	196,577.11
8761	InfstrcturRnw19	2019	2,564,337.95	1,545,007.26	0.00	1,019,330.69
8762	WnflElmHVAC	2019	4,702,650.00	4,592,291.20	0.00	110,358.80
8763	LntnSprngRoof	2019	913,000.00	868,788.39	0.00	44,211.61
8764	Sndymt Roof	2019	1,113,737.00	1,015,991.95	0.00	97,745.05
8809	SprngGrdnHVAC	2020	3,175,000.00	166,242.00	0.00	3,008,758.00
8810	CnbryStnRoof	2020	895,900.00	629,186.60	0.00	266,713.40
8811	SCHSWindow	2020	155,000.00	45,488.00	0.00	109,512.00
8812	WestHSWindow	2020	155,000.00	57,587.00	0.00	97,413.00
8852	EastReplmnt	2021	35,958,000.00	11,713,537.55	0.00	24,244,462.45
8853	WinfieldRoof	2021	802,000.00	688,703.35	0.00	113,296.65
9554	BOE-ADAFac	1999	1,504,683.50	1,504,590.71	0.00	92.79
9745	Relocateab	1999	6,132,375.67	6,069,632.68	0.00	62,742.99
9746	BOERooFRep	1999	2,212,936.36	1,367,870.19	0.00	845,066.17
9748	BOE-Paving	1999	9,387,241.36	7,933,897.44	0.00	1,453,343.92
9792	BOETechImp	1999	13,042,105.30	11,098,765.73	0.00	1,943,339.57
9974	HVACImpRep	2002	169,187.08	168.83	0.00	169,018.25
CONSERVATION AND OPEN SPACE						
8294	WaterDevel	2008	11,190,566.11	9,299,507.13	0.00	1,891,058.98
8328	EnvimComp	2009	1,419,500.00	394,835.74	73,120.14	951,544.12
8716	STWReno	2001	945,000.00	359,857.78	51,926.02	533,216.20
8928	RuralLegacy	2022	872,854.00	2,500.00	0.00	870,354.00
9002	Land Bank	1999	22,089,803.24	16,236,535.18	0.00	5,853,268.06
9007	LandPresrv	1999	180,019,871.27	172,192,642.21	0.00	7,827,229.06
9701	I&PStudies	1999	467,167.24	399,021.61	162.50	67,983.13
9702	TrafImpStd	1999	137,692.25	130,628.80	0.00	7,063.45
9851	RuralLegacy	1999	26,631,272.57	26,631,272.57	0.00	0.00
9920	WaterAsses	2001	59,706,212.28	46,649,945.27	2,760,493.08	10,295,773.93
PUBLIC WORKS						
8718	DsgnManUpd	2018	250,000.00	143,935.50	101,343.67	4,720.83
9902	PubWrkUnal	2000	266,940.45	0.00	0.00	266,940.45
ROADS						
8308	RidenourWy	2008	310,000.00	0.00	0.00	310,000.00
8318	MarktStExt	2009	2,491,005.26	1,208,005.26	0.00	1,283,000.00
8321	RidgeRdImp	2008	160,599.72	138,365.55	0.00	22,234.17
8353	LndtwnBlvd	2010	3,015,000.00	80.04	0.00	3,014,919.96
8438	Windy Hills	2013	81,000.00	2,100.00	0.00	78,900.00
8440	PavementMgmt13	2013	9,333,357.73	9,228,685.11	0.00	104,672.62
8494	Pooledale	2014	10,500.00	0.00	0.00	10,500.00
8506	GorsuchRdRelo	2015	1,000,000.00	992,097.07	0.00	7,902.93
8511	MD32Sidewalk	2015	143,000.00	45,180.00	0.00	97,820.00
8587	SafeRtJohn	2016	436,555.00	178,386.74	203,168.26	55,000.00
8609	MonroeAve	2016	32,240.00	0.00	0.00	32,240.00
8626	RampSdwupg	2017	499,000.00	304,826.53	0.00	194,173.47
8627	StrmDrReha	2017	2,736,930.00	392,535.50	0.00	2,344,394.50
8629	StateRoadProjects	2017	934,990.20	0.00	0.00	934,990.20
8767	PvmtMgmt19	2019	11,584,002.72	9,077,271.84	24,900.00	2,481,830.88

Active Capital Projects with Prior Appropriations

As of 5/25/2021

Project #	Project Name	Initial Year of Approp	Current Budget	Expend To Date	Current Encumb	Current Balance
8769	StrmDrnVideo	2019	859,300.00	197,772.50	26,959.80	634,567.70
8813	PvmtMgmt20	2020	12,660,000.00	9,316,114.74	2,031,379.30	1,312,505.96
8886	PvmtMgmt22	2022	14,509,000.00	46,517.20	6,453,175.40	8,009,307.40
8887	PavementMgmt22	2022	1,180,000.00	95,149.63	1,058,044.88	26,805.49
8888	BrynwoodHillsDrn	2022	650,000.00	0.00	0.00	650,000.00
8889	GravelRdImprove	2022	4,336,000.00	1,008,666.08	862,660.00	2,464,673.92
9604	RidgRdRelo	1999	50,000.00	3,102.04	0.00	46,897.96
9674	HighwaySaf	1999	1,155,338.15	1,084,199.91	12,400.48	58,737.76
9847	SmallDrain	1999	3,666,707.49	2,491,869.23	48,997.96	1,125,840.30
BRIDGES						
8322	BabRdSilRn	2009	1,229,999.95	81,102.15	0.00	1,148,897.80
8323	McKRd/Sams	2009	1,154,000.00	0.00	0.00	1,154,000.00
8332	HShpBearBr	2009	1,698,000.00	0.00	0.00	1,698,000.00
8383	BixRd/BPC	2011	833,000.00	524,095.67	34,893.91	274,010.42
8384	ShepMLPC	2011	3,990,400.00	73,385.46	0.00	3,917,014.54
8512	CapeHornRd	2015	879,600.00	745,012.02	58,548.75	76,039.23
8588	StChap/LPC	2016	922,000.00	0.00	0.00	922,000.00
8628	Hllngswrth/Unnmd	2017	1,065,000.00	491,638.68	197,325.80	376,035.52
8722	Gthr/SBrn	2018	2,371,850.00	0.00	0.00	2,371,850.00
8891	HawksHill	2022	255,000.00	0.00	0.00	255,000.00
9684	BrInspInvn	1999	669,105.23	531,755.34	27,419.35	109,930.54
9686	CleanPaint	1999	2,267,949.43	1,021,715.09	0.00	1,246,234.34
9882	BrdgMaint	1999	1,058,100.00	694,025.78	0.00	364,074.22
CULTURE AND RECREATION						
8175	WVMemPark	2013	3,021,495.75	2,808,277.60	23,365.84	189,852.31
8232	ParkRestFd	2007	2,024,835.15	1,840,452.74	53,294.75	131,087.66
8233	ParkAcq	2018	716,769.50	0.00	0.00	716,769.50
8477	UnMIRetor	2014	248,900.00	243,868.58	0.00	5,031.42
8632	UMHouseRen	2017	710,000.00	350,159.16	72,350.95	287,489.89
8701	DeerPrkEx	2017	1,385,100.00	1,220,439.33	0.00	164,660.67
8725	TrlDevpmt	2018	17,410.00	4,484.77	0.00	12,925.23
8773	DbIPpCrkBoatRmp	2019	127,020.00	119,399.34	0.00	7,620.66
8776	UnionMllsWhlShft	2019	291,000.00	157,525.60	0.00	133,474.40
8816	SrtsCmplsLtng	2020	710,345.64	610,393.04	0.00	99,952.60
8847	GllsFllsTrl	2020	767,000.00	137,242.44	34,374.25	595,383.31
8848	KrmgdPhsII	2021	400,000.00	210,987.65	0.00	189,012.35
8881	WnfldPrkBnch21	2021	4,172.00	2,340.34	0.00	1,831.66
8892	BarkHillTrail	2022	260,000.00	9,570.00	32,342.50	218,087.50
8894	DeerParkLighting	2022	288,000.00	237,975.00	48,439.25	1,585.75
8895	Hashawha/BBPaving	2022	552,000.00	0.00	0.00	552,000.00
8896	LesiterPrkPhsII	2022	191,000.00	0.00	0.00	191,000.00
8897	PRPavilion	2022	180,000.00	0.00	0.00	180,000.00
8898	PRPavilionRd	2022	213,000.00	0.00	0.00	213,000.00
8899	SportsComplxRoof	2022	301,000.00	252,355.52	24,440.54	24,203.94
8904	Freedom/PRGYM	2022	20,270.00	0.00	18,200.00	2,070.00
8908	SCDogPark	2022	21,116.00	2,291.00	18,114.58	710.42
8909	MnchstrBBField	2022	21,240.00	20,726.77	0.00	513.23
8913	MayeskiDgots	2022	14,298.00	0.00	0.00	14,298.00
9139	RecPrkUnal	1999	85,813.76	0.00	0.00	85,813.76
9735	ComSelfHlp	1999	5,310.13	0.00	0.00	5,310.13
9736	Town Fund	1999	391,306.72	343,460.66	0.00	47,846.06
9925	TotLotRepl	2001	1,238,073.44	740,665.29	458,791.31	38,616.84

Active Capital Projects with Prior Appropriations

As of 5/25/2021

Project #	Project Name	Initial Year of Approp	Current Budget	Expend To Date	Current Encumb	Current Balance
GENERAL GOVERNMENT						
8006	IT Replace	2003	2,920,666.25	1,885,800.35	7,508.48	1,027,357.42
8163	CCPSTrCntr	2006	7,025,000.00	7,013,685.09	0.00	11,314.91
8166	PSTC-Renov	2017	7,300,000.00	570,697.82	143,993.58	6,585,308.60
8199	GovtComplx	2006	7,000,000.00	4,299,069.16	0.00	2,700,930.84
8274	RecordsMan	2008	461,800.00	397,849.85	0.00	63,950.15
8517	CCCSysRenv	2015	5,744,000.00	1,794,200.92	91,535.44	3,858,263.64
8518	HSPrkStrmw	2015	300,000.00	825.00	0.00	299,175.00
8589	CrtAnxRenv	2016	154,574.12	0.00	0.00	154,574.12
8590	Pay/HRRplc	2016	1,000,000.00	859,092.64	40,996.50	99,910.86
8727	ChCarlGym	2018	7,350,000.00	978,539.75	5,300,475.65	1,070,984.60
8728	CBldAccSys	2018	904,982.57	851,533.85	48,680.52	4,768.20
8729	CrtMDECImp	2018	143,000.00	97,445.24	0.00	45,554.76
8730	EMS Pagers	2018	294,575.00	94,473.00	0.00	200,102.00
8731	FMBldgRenv	2018	1,450,000.00	178,162.79	0.00	1,271,837.21
8778	GeneratorReplc	2019	576,000.00	324,351.70	87,768.00	163,880.30
8779	StAttrmyBldng	2018	17,000,000.00	1,017,946.00	356,048.68	15,626,005.32
8783	COBFiberBUENSB	2019	180,414.30	179,497.15	0.00	917.15
8784	911NWPhoneRfrsh	2018	629,492.50	422,479.85	0.00	207,012.65
8817	Elections Pollbooks	2020	452,000.00	74,193.17	0.00	377,806.83
8819	PSEmergRadio	2020	2,473,000.00	2,450,188.92	0.00	22,811.08
8845	PvmntMgmtFY21	2021	13,370,999.45	7,699,363.97	2,715,358.29	2,956,277.19
8849	ElectionVtngEquip	2021	605,000.00	0.00	0.00	605,000.00
8850	DetCntAccessSyst	2021	400,000.00	0.00	396,754.50	3,245.50
8923	FRFSWMAgCntr	2022	640,000.00	0.00	0.00	640,000.00
8924	FRFacilitiesHVAC	2022	3,515,000.00	0.00	0.00	3,515,000.00
8927	PennMarBldg	2022	2,000,000.00	1,316,738.23	0.00	683,261.77
9022	DryHydProj	1999	1,583,100.00	1,053,084.30	0.00	530,015.70
9648	CompSysImp	1999	16,564,482.18	13,257,093.57	27,979.20	3,279,409.41
9782	ComColTech	1999	8,950,600.00	8,600,600.00	0.00	350,000.00
9822	LibTechImp	1999	4,480,900.00	4,025,790.86	0.00	455,109.14
9921	ParkLotOvr	2000	3,154,435.18	2,499,445.53	0.00	654,989.65
9954	COBSysReno	2002	10,803,600.72	9,815,547.58	75,220.00	912,833.14
9957	GenGovUnal	2002	150,091.04	0.00	0.00	150,091.04

Active Capital Projects with Prior Appropriations

As of 5/25/2021

Project #	Project Name	Initial Year of Approp	Current Budget	Expend To Date	Current Encumb	Current Balance
AIRPORT ENTERPRISE FUND						
6818	GroundsMaintenanceEquipment	2010	510,680.44	411,402.05	0.00	99,278.39
6821	ArprtExten	2013	81,672,152.80	0.00	0.00	81,672,152.80
6823	EnvrnmntlAssmt	2016	228,785.00	228,929.69	0.00	(144.69)
6826	MdwBrnchRlctn	2019	462,000.00	389,047.98	0.00	72,952.02
6827	LandAcqMiller	2020	5,055,248.00	5,063,583.00	0.00	(8,335.00)
6828	Airport AWOS	2021	200,000.00	0.00	0.00	200,000.00
6829	AIP 34 Meadow Br Rd Design	2022	260,000.00	143,249.80	0.00	116,750.20
6830	Land Acquisition-Wetzel	2022	110,000.00	0.00	0.00	110,000.00
6831	Land Acquisition-DLH	2022	25,000.00	0.00	0.00	25,000.00
FIBER NETWORK ENTERPRISE FUND						
6603	CCFNExpns	2018	350,532.00	154,902.09	0.00	195,629.91
6604	BrdwndGrntPrgrm	2018	400,000.00	169,663.97	0.00	230,336.03
6605	Broadband Feasibility Study	2022	60,000.00	59,974.00	0.00	26.00
6606	CCFN Equipment Rplc FY22	2022	1,022,680.00	0.00	0.00	1,022,680.00
6607	ARP-Network Exp Garrett Rd	2022	271,108.00	0.00	0.00	271,108.00
6608	ARP-Network Exp Halter Rd	2022	290,430.20	0.00	0.00	290,430.20
6609	ARP-Network Exp Quantum	2022	233,418.00	0.00	0.00	233,418.00
6610	FRF-Information Tech Fiber	2022	2,175,303.00	0.00	0.00	2,175,303.00
SEPTAGE ENTERPRISE FUND						
6704	SeptgImprv	2013	5,500,000.00	4,783,622.96	0.00	716,377.04
SOLID WASTE ENTERPRISE FUND						
6520	HoodsMillr	1999	1,173,034.70	944,429.24	0.00	228,605.46
6521	NorLFremed	1999	1,014,000.00	916,447.87	0.00	97,552.13
6528	JO LFRemed	2004	800,000.00	617,675.09	0.00	182,324.91
6537	BrkhillR/M	2016	13,506.38	0.00	0.00	13,506.38
UTILITIES ENTERPRISE FUND						
6311	WatSewMetr	1999	7,042,628.88	6,753,613.91	281,516.35	7,498.62
6332	Tank-Paint	1999	4,063,031.50	2,090,337.53	139,725.20	1,832,968.77
6344	EffluentCh	1999	2,436,966.78	621,843.55	0.00	1,815,123.23
6358	HydLoopMan	2002	634,221.37	0.00	0.00	634,221.37
6359	HydrantRep	2002	2,052,350.00	1,924,893.47	0.00	127,456.53
6378	ReliefSw#6	2002	3,100,556.09	324,814.71	0.00	2,775,741.38
6382	ReliefSw#10	2012	2,585,800.00	2,503,882.00	0.00	81,918.00
6385	SewerStudy	2002	1,573,000.00	1,131,216.49	142,980.93	298,802.58
6403	ManholeReh	2007	2,404,200.00	1,590,241.82	0.00	813,958.18
6409	LoopMonroe	2008	74,800.00	0.00	0.00	74,800.00
6418	NPumpStwrr	2013	3,040,000.00	2,464,154.25	217,558.77	358,286.98
6419	FWWTPENR	2010	10,570,000.00	10,562,210.70	0.00	7,789.30
6422	GrvtySwrMn	2015	2,230,400.00	1,741,050.19	0.00	489,349.81
6425	WtrMainLps	2012	2,217,872.19	266,729.56	268,392.15	1,682,750.48
6428	WMBlwoffRp	2014	2,399,700.00	2,240,564.78	133,890.00	25,245.22
6429	WtrSrvLnRp	2014	2,374,200.00	1,727,843.13	157,893.50	488,463.37
6430	HampWWTPENR	2015	22,580,110.00	22,125,163.25	290,088.16	164,858.59
6431	SykesSwrUgr	2017	10,540,000.00	584,739.81	318,234.11	9,637,026.08
6432	AsstMngSys	2014	200,000.00	190,733.24	1,148.88	8,117.88
6433	BHWTPImpro	2015	194,000.00	93,566.50	0.00	100,433.50
6434	FWTPMmbFlt	2015	1,699,250.00	729,843.05	0.00	969,406.95
6435	FWTPSIDgPr	2015	285,000.00	0.00	0.00	285,000.00
6436	PRPS Improve	2015	365,000.00	362,726.00	0.00	2,274.00
6437	SMPSRehab	2017	302,500.00	192,578.37	48,483.68	61,437.95
6441	WtrEdgPStn	2018	260,000.00	180,430.72	7,872.08	71,697.20
6442	RbertFldsPs	2017	198,000.00	122,693.81	0.00	75,306.19

6443	StanGenRep	2017	584,550.00	388,141.61	0.00	196,408.39
6444	FrdmSwrRhb	2018	747,885.00	672,541.53	0.00	75,343.47
6445	FrdmWlsCnt	2018	2,398,000.00	80,186.68	4,000.00	2,313,813.32
6446	HmpstdSwr	2018	627,885.00	488,069.67	28,479.58	111,335.75
6447	HWWTPEffln	2018	2,668,000.00	1,812,450.05	110,953.82	744,596.13
6449	SpecDesnUp	2018	82,500.00	66,129.85	4,000.00	12,370.15
6453	SwrGrndr	2019	181,500.00	10,894.04	0.00	170,605.96
6454	StrmBnkStb	2019	99,000.00	42,534.00	9,785.00	46,681.00
6455	Warfield	2019	700,000.00	96,167.24	0.00	603,832.76
6456	CoWtrLn	2020	2,283,000.00	309,726.09	512,815.09	1,460,458.82
6457	Runnymede	2020	72,000.00	23,299.98	0.00	48,700.02
6458	SCWWTP	2020	658,000.00	80,305.32	4,041.00	573,653.68
6461	CoSwrLn	2021	962,000.00	99,099.47	195,227.64	667,672.89
6462	FWTPEqp	2021	603,490.00	0.00	0.00	603,490.00
6463	PVWWTP	2021	1,000,000.00	24,281.67	0.00	975,718.33

BUDGET SUMMARY

COMMUNITY INVESTMENT PLAN FOR FISCAL YEARS 2023 TO 2028

	FY 23	FY 24	FY 25	FY 26	FY 27	FY 28	Prior Allocation	Balance To Complete	Total Project Cost
PUBLIC SCHOOLS									
Career and Technology Center	\$10,500,000	\$9,746,000	\$0	\$0	\$0	\$0	\$53,600,000	\$0	\$73,846,000
East Middle School Replacement	5,992,797	2,990,203	0	0	0	0	56,620,000	0	65,603,000
HVAC System Replacement - Spring Garden Elementary	3,160,000	0	0	0	0	0	3,175,000	0	6,335,000
HVAC System Replacement - Oklahoma Road Middle	5,034,000	5,500,000	0	0	0	0	0	0	10,534,000
Paving	825,000	875,000	1,000,000	1,050,000	1,102,500	1,158,000	0	0	6,010,500
Relocatable Classrooms	195,000	0	205,000	0	215,500	0	0	0	615,500
Roof Repairs	0	200,000	0	210,000	0	220,000	0	0	630,000
Roof Replacement - North Carroll Middle	1,509,000	1,781,000	0	0	0	0	0	0	3,290,000
Technology Improvements	1,000,000	1,000,000	1,000,000	1,000,000	1,000,000	1,000,000	0	0	6,000,000
Transfer to Operating Budget for BOE Debt Service	10,582,160	13,149,620	14,879,050	16,144,430	15,903,470	15,648,760	0	0	86,307,490
Window Replacement - South Carroll High	2,300,000	0	0	0	0	0	155,000	0	2,455,000
Window Replacement - Westminster High	1,000,000	0	0	0	0	0	155,000	0	1,155,000
PUBLIC SCHOOLS TOTAL	\$42,097,957	\$35,241,823	\$17,084,050	\$18,404,430	\$18,221,470	\$18,026,760	\$113,705,000	\$0	\$262,781,490
SOURCES OF FUNDING:									
Local Income Tax	\$12,602,160	\$15,224,620	\$17,084,050	\$18,404,430	\$18,221,470	\$18,026,760	\$100,000	\$0	\$99,663,490
Bonds	9,647,000	0	0	0	0	0	61,713,288	0	71,360,288
Reallocated Bonds	0	0	0	0	0	0	11,729,712	0	11,729,712
State School Construction	19,848,797	20,017,203	0	0	0	0	40,162,000	0	80,028,000
PUBLIC SCHOOLS TOTAL	\$42,097,957	\$35,241,823	\$17,084,050	\$18,404,430	\$18,221,470	\$18,026,760	\$113,705,000	\$0	\$262,781,490

COMMUNITY INVESTMENT PLAN FOR FISCAL YEARS 2023 TO 2028

	FY 23	FY 24	FY 25	FY 26	FY 27	FY 28	Prior Allocation	Balance To Complete	Total Project Cost
CONSERVATION AND OPEN SPACE									
Agricultural Land Preservation	\$5,789,972	\$4,483,000	\$4,483,000	\$4,483,000	\$4,483,000	\$4,483,000	\$0	\$0	\$28,204,972
Stormwater Facility Renovation	449,138	300,000	300,000	300,000	300,000	300,000	0	0	1,949,138
Watershed Assessment and Improvement (NPDES)	3,573,080	3,598,407	3,557,010	3,690,010	3,824,500	3,960,720	0	0	22,203,727
Water Development	3,200,000	0	0	0	0	0	11,190,566	0	14,390,566
CONSERVATION AND OPEN SPACE TOTAL	\$13,012,189	\$8,381,407	\$8,340,010	\$8,473,010	\$8,607,500	\$8,743,720	\$11,190,566	\$0	\$66,748,402
SOURCES OF FUNDING:									
Transfer from General Fund	\$1,000,000	\$0	\$0	\$0	\$0	\$0	\$325,000	\$0	\$1,325,000
Reallocated GF Transfer	104,673	0	0	0	0	0	5,730	0	110,403
Property Tax	2,456,972	2,500,000	2,500,000	2,500,000	2,500,000	2,500,000	1,260,000	0	16,216,972
Bonds	4,333,000	4,433,000	4,533,000	4,633,000	4,733,000	4,833,000	9,395,444	0	36,893,444
Reallocated Bonds	3,349,138	0	0	0	0	0	0	0	3,349,138
Special Revenue Fund Transfer	264,710	278,150	291,760	306,500	321,820	337,910	0	0	1,800,850
Ag. Preservation (MALPF)	500,000	500,000	500,000	500,000	500,000	500,000	0	0	3,000,000
Ag Transfer Tax	500,000	150,000	150,000	150,000	150,000	150,000	0	0	1,250,000
Developer Contribution	172,407	172,407	0	0	0	0	0	0	344,814
Municipal	331,290	347,850	365,250	383,510	402,680	422,810	0	0	2,253,390
Other Miscellaneous Revenue	0	0	0	0	0	0	204,392	0	204,392
CONSERVATION AND OPEN SPACE TOTAL	\$13,012,189	\$8,381,407	\$8,340,010	\$8,473,010	\$8,607,500	\$8,743,720	\$11,190,566	\$0	\$66,748,402

COMMUNITY INVESTMENT PLAN FOR FISCAL YEARS 2023 TO 2028

	FY 23	FY 24	FY 25	FY 26	FY 27	FY 28	Prior Allocation	Balance To Complete	Total Project Cost
ROADS									
Georgetown Boulevard Extension	\$0	\$529,000	\$1,823,500	\$0	\$0	\$0	\$0	\$0	\$2,352,500
Highway Safety Improvements	45,500	37,000	38,000	40,000	42,000	44,000	0	0	246,500
Monroe Avenue Connection	0	365,000	0	984,000	0	0	32,240	0	1,381,240
Pavement Management Program	14,815,000	15,525,000	15,878,000	16,673,000	17,510,000	18,386,000	0	0	98,787,000
Pavement Preservation	1,180,000	1,215,000	1,178,000	1,222,000	1,271,000	1,322,000	0	0	7,388,000
Public Works Unallocated	685,000	0	0	0	0	0	0	0	685,000
Ramp and Sidewalk Upgrades	88,000	92,000	96,000	103,000	109,000	114,000	0	0	602,000
Ridenour Way Extension	1,160,000	0	0	0	0	0	310,000	0	1,470,000
Small Drainage Structures	253,000	266,000	279,000	293,000	308,000	323,000	0	0	1,722,000
Storm Drain Rehabilitation	253,000	266,000	279,000	293,000	308,000	323,000	0	0	1,722,000
Storm Drain Video Inspection	153,000	161,000	169,000	177,000	186,000	195,000	0	0	1,041,000
ROADS TOTAL	\$18,632,500	\$18,456,000	\$19,740,500	\$19,785,000	\$19,734,000	\$20,707,000	\$342,240	\$0	\$117,397,240
SOURCES OF FUNDING:									
Transfer from General Fund	\$5,367,000	\$690,000	\$2,960,500	\$1,189,000	\$1,247,000	\$1,307,000	\$290,000	\$0	\$13,050,500
Bonds	9,962,320	15,590,000	15,556,000	17,370,000	17,259,000	18,170,000	0	0	93,907,320
Reallocated Bonds	206,000	0	0	0	0	0	0	0	206,000
State Highway Administration	176,000	176,000	176,000	176,000	176,000	176,000	0	0	1,056,000
Highway User Revenue	2,200,000	2,000,000	1,048,000	1,050,000	1,052,000	1,054,000	0	0	8,404,000
Reallocated Highway User Revenue	710,680	0	0	0	0	0	0	0	710,680
Developer Contribution	0	0	0	0	0	0	52,240	0	52,240
Reallocated Developer Contribution	10,500	0	0	0	0	0	0	0	10,500
ROADS TOTAL	\$18,632,500	\$18,456,000	\$19,740,500	\$19,785,000	\$19,734,000	\$20,707,000	\$342,240	\$0	\$117,397,240

COMMUNITY INVESTMENT PLAN FOR FISCAL YEARS 2023 TO 2028

	FY 23	FY 24	FY 25	FY 26	FY 27	FY 28	Prior Allocation	Balance To Complete	Total Project Cost
BRIDGES									
Bridge Inspection and Inventory	\$32,000	\$33,000	\$34,000	\$35,000	\$36,000	\$37,000	\$0	\$0	\$207,000
Bridge Maintenance and Structural Repair	82,000	85,000	89,000	94,000	99,000	104,000	0	0	553,000
Brown Road over Roaring Run	0	530,000	0	2,057,000	0	0	0	0	2,587,000
Cleaning and Painting of Bridge Structural Steel	246,000	258,000	271,000	284,000	298,000	313,000	0	0	1,670,000
Gaither Road over South Branch Patapsco	0	0	189,000	0	0	0	0	2,695,000	2,884,000
Hawks Hill Road over Little Pipe Creek Tributary	28,000	0	0	847,000	0	0	255,000	0	1,130,000
Hughes Shop Road Bridge over Bear Branch	0	0	703,000	0	0	0	1,698,000	0	2,401,000
McKinstry's Mill Road over Little Pipe Creek	0	0	0	480,000	0	2,090,800	0	0	2,570,800
McKinstry's Mill Road over Sams Creek	0	0	511,000	0	0	0	1,154,000	0	1,665,000
Old Kays Mill Road over Beaver Run	0	0	0	0	570,000	0	0	2,233,000	2,803,000
Patapsco Road over E. Branch Patapsco	603,000	1,532,000	0	0	0	0	0	0	2,135,000
Shepherds Mill over Little Pipe Creek	324,000	0	0	0	0	0	3,990,400	0	4,314,400
Stone Chapel Road over Little Pipe Creek	0	0	712,000	0	0	0	922,000	0	1,634,000
Upper Beckleysville Road over Murphy Run	580,000	1,096,000	0	0	0	0	0	0	1,676,000
BRIDGES TOTAL	\$1,895,000	\$3,534,000	\$2,509,000	\$3,797,000	\$1,003,000	\$2,544,800	\$8,019,400	\$4,928,000	\$28,230,200
SOURCES OF FUNDING:									
Transfer from General Fund	\$163,000	\$170,000	\$177,000	\$186,000	\$198,000	\$204,000	\$0	\$0	\$1,098,000
Property Tax	0	0	0	0	0	0	36,400	0	36,400
Bonds	64,800	950,600	547,800	1,509,100	114,000	575,400	1,782,480	1,331,900	6,876,080
Reallocated Bonds	264,600	0	0	0	0	0	0	0	264,600
Federal Highway/Bridge	1,402,600	2,413,400	1,784,200	2,101,900	691,000	1,765,400	6,200,520	3,596,100	19,955,120
BRIDGES TOTAL	\$1,895,000	\$3,534,000	\$2,509,000	\$3,797,000	\$1,003,000	\$2,544,800	\$8,019,400	\$4,928,000	\$28,230,200

COMMUNITY INVESTMENT PLAN FOR FISCAL YEARS 2023 TO 2028

	FY 23	FY 24	FY 25	FY 26	FY 27	FY 28	Prior Allocation	Balance To Complete	Total Project Cost
RECREATION AND CULTURE									
Cape Horn Park Field Lighting	\$600,000	\$0	\$0	\$0	\$0	\$0	\$0	\$0	\$600,000
Cape Horn Park Waterless Restrooms Replacement	0	294,000	0	0	0	0	0	0	294,000
Community Self-Help Projects	86,000	88,000	90,000	92,000	94,000	96,000	0	0	546,000
Freedom Park Paving and Pavilion Replacement	140,000	0	0	0	0	0	0	0	140,000
Gillis Falls Trail Phase II	0	0	655,000	0	0	0	0	0	655,000
Hashawha Waterless Restroom	0	0	0	0	0	140,000	0	0	140,000
Land Acquisition	335,000	342,000	348,000	355,000	362,000	370,000	0	0	2,112,000
Northwest Regional Park	305,000	0	0	0	0	830,000	0	0	1,135,000
Northwest Trail	0	400,000	700,000	0	0	0	0	0	1,100,000
Park Restoration	185,000	190,000	195,000	200,000	205,000	210,000	0	0	1,185,000
Pavilion Replacements	0	0	0	290,000	0	0	0	0	290,000
Piney Run Paving	0	264,000	0	0	0	0	0	0	264,000
Piney Run Seawall and Launch Replacement	277,000	0	0	0	0	0	0	0	277,000
Recreation and Parks Unallocated	111,000	0	0	0	0	0	0	0	111,000
Sandymount Park Waterless Restrooms	0	0	0	287,000	0	0	0	0	287,000
Sports Complex Dugout Improvements	0	0	0	0	268,000	0	0	0	268,000
Tot Lot Replacement	89,000	92,000	97,000	102,000	107,000	500,000	0	0	987,000
Town Fund	17,000	17,000	17,000	17,000	17,000	17,000	0	0	102,000
Union Mills Flume, Shaft, and Waterwheel Replacement	599,000	0	0	0	0	0	291,000	0	890,000
Union Mills Recreation Area	0	0	0	0	0	350,000	0	0	350,000
RECREATION AND CULTURE TOTAL	\$2,744,000	\$1,687,000	\$2,102,000	\$1,343,000	\$1,053,000	\$2,513,000	\$291,000	\$0	\$11,733,000
SOURCES OF FUNDING:									
Transfer from General Fund	\$399,600	\$360,000	\$341,700	\$376,900	\$353,500	\$422,000	\$0	\$0	\$2,253,700
Bonds	599,000	0	0	0	0	0	195,000	0	794,000
Impact Fee - Parks	236,047	110,000	430,000	0	0	275,000	0	0	1,051,047
Reallocated Impact Fee - Parks	63,953	0	0	0	0	0	0	0	63,953
Program Open Space	909,400	1,217,000	1,330,300	966,100	699,500	1,816,000	0	0	6,938,300
State	500,000	0	0	0	0	0	0	0	500,000
State Miscellaneous Grants	0	0	0	0	0	0	96,000	0	96,000
RECREATION AND CULTURE TOTAL	\$2,744,000	\$1,687,000	\$2,102,000	\$1,343,000	\$1,053,000	\$2,513,000	\$291,000	\$0	\$11,733,000

COMMUNITY INVESTMENT PLAN FOR FISCAL YEARS 2023 TO 2028

	FY 23	FY 24	FY 25	FY 26	FY 27	FY 28	Prior Allocation	Balance To Complete	Total Project Cost
GENERAL GOVERNMENT									
Carroll Community College Systemic Renovations	\$6,238,000	\$0	\$0	\$0	\$0	\$0	\$5,744,000	\$0	\$11,982,000
Carroll Community College Technology	350,000	350,000	0	0	0	0	2,100,000	0	2,800,000
Carroll Community College Turf Field	2,400,000	0	0	0	0	0	0	0	2,400,000
Charles Carroll Gymnasium and Community Center	0	0	0	0	0	0	7,350,000	0	7,350,000
County Building Systemic Renovations	1,495,000	973,000	1,022,000	1,073,000	1,127,000	1,183,000	0	0	6,873,000
County Technology	1,368,000	1,368,000	1,409,000	1,451,000	1,495,000	1,540,000	0	0	8,631,000
Courthouse Annex Renovation	0	139,000	1,167,000	0	0	0	154,574	0	1,460,574
Farm Museum Pavilion Replacement	575,000	0	0	0	0	0	0	0	575,000
Fleet Lift Replacements	0	230,000	0	0	265,000	0	0	0	495,000
General Government Unallocated	5,000,000	0	0	0	0	0	0	0	5,000,000
Generator Replacement	146,000	153,000	161,000	170,000	179,000	188,000	0	0	997,000
Health Department Storage Building	365,000	0	0	0	0	0	0	0	365,000
Infrastructure Reserve	3,000,000	0	0	0	0	0	0	0	3,000,000
Library Technology	1,182,480	100,000	100,000	100,000	100,000	100,000	0	0	1,682,480
Parking Lot Overlays	367,000	436,000	222,000	233,000	245,000	257,000	0	0	1,760,000
Payroll/Human Resources System Replacement	100,000	0	0	0	0	0	1,000,000	0	1,100,000
Piney Run Dam Rehabilitation	1,475,000	0	0	6,025,000	0	0	0	0	7,500,000
Public Safety Emergency Communication Radios	974,000	900,000	680,800	701,000	722,000	758,100	0	0	4,735,900
Public Safety Radio Circuit and Microwave Network Replacement	1,200,000	2,800,000	0	0	0	0	0	0	4,000,000
Public Safety Regional Water Supply	0	157,500	0	165,500	0	173,900	0	0	496,900
Sheriff's Office - Headquarters	8,450,000	21,900,000	0	0	0	0	0	0	30,350,000
Sheriff's Office - Patrol Area Renovation	0	0	120,000	1,300,000	0	0	0	0	1,420,000
GENERAL GOVERNMENT TOTAL	\$34,685,480	\$29,506,500	\$4,881,800	\$11,218,500	\$4,133,000	\$4,200,000	\$16,348,574	\$0	\$104,973,854
SOURCES OF FUNDING:									
Transfer from General Fund	\$23,931,480	\$5,954,000	\$2,411,800	\$2,485,000	\$2,562,000	\$2,655,100	\$2,100,000	\$0	\$42,099,380
Reallocated GF Transfer	100,000	0	0	0	0	0	1,000,000	0	1,100,000
Bonds	3,843,825	23,552,500	2,470,000	4,817,500	1,571,000	1,544,900	6,818,574	0	44,618,299
Reallocated Bonds	(900,825)	0	0	0	0	0	3,200,000	0	2,299,175
MD Higher Education Commission	3,119,000	0	0	0	0	0	2,980,000	0	6,099,000
State Miscellaneous Grants	3,250,000	0	0	0	0	0	250,000	0	3,500,000
US Department of Agriculture	1,342,000	0	0	3,916,000	0	0	0	0	5,258,000
GENERAL GOVERNMENT TOTAL	\$34,685,480	\$29,506,500	\$4,881,800	\$11,218,500	\$4,133,000	\$4,200,000	\$16,348,574	\$0	\$104,973,854

COMMUNITY INVESTMENT PLAN FOR FISCAL YEARS 2023 TO 2028

Capital Fund

	Fiscal Year						Prior Allocation	Balance To Complete	Total Project Cost
	2023	2024	2025	2026	2027	2028			
GRAND TOTAL USES	\$113,067,126	\$96,806,730	\$54,657,360	\$63,020,940	\$52,751,970	\$56,735,280	\$149,896,780	\$4,928,000	\$591,864,186
SOURCES OF FUNDING									
- LOCAL -									
Transfer from General Fund	\$30,861,080	\$7,174,000	\$5,891,000	\$4,236,900	\$4,360,500	\$4,588,100	\$2,715,000	\$0	\$59,826,580
Reallocated GF Transfer	240,673	0	0	0	0	0	1,005,730	0	1,246,403
Local Income Tax	12,602,160	15,224,620	17,084,050	18,404,430	18,221,470	18,026,760	100,000	0	99,663,490
Property Tax	2,456,972	2,500,000	2,500,000	2,500,000	2,500,000	2,500,000	1,296,400	0	16,253,372
Bonds	28,449,945	44,526,100	23,106,800	28,329,600	23,677,000	25,123,300	79,904,786	1,331,900	254,449,431
Reallocated Bonds	2,918,913	0	0	0	0	0	14,929,712	0	17,848,625
Impact Fee - Parks	236,047	110,000	430,000	0	0	275,000	0	0	1,051,047
Reallocated Impact Fee - Parks	63,953	0	0	0	0	0	0	0	63,953
Transfer from Special Revenue - WPRF	264,710	278,150	291,760	306,500	321,820	337,910	0	0	1,800,850
LOCAL TOTAL	\$78,094,452	\$69,812,870	\$49,303,610	\$53,777,430	\$49,080,790	\$50,851,070	\$99,951,628	\$1,331,900	\$452,203,751
- STATE -									
State Highway Administration	\$176,000	\$176,000	\$176,000	\$176,000	\$176,000	\$176,000	\$0	\$0	\$1,056,000
Highway User Revenue	2,200,000	2,000,000	1,048,000	1,050,000	1,052,000	1,054,000	0	0	8,404,000
Reallocated Highway User Revenue	710,680	0	0	0	0	0	0	0	710,680
Program Open Space	909,400	1,217,000	1,330,300	966,100	699,500	1,816,000	0	0	6,938,300
Ag. Preservation (MALPF)	500,000	500,000	500,000	500,000	500,000	500,000	0	0	3,000,000
Ag Transfer Tax	500,000	150,000	150,000	150,000	150,000	150,000	0	0	1,250,000
State School Construction	19,848,797	20,017,203	0	0	0	0	40,162,000	0	80,028,000
MD Higher Education Commission	3,119,000	0	0	0	0	0	2,980,000	0	6,099,000
State	500,000	0	0	0	0	0	0	0	500,000
State Miscellaneous Grants	3,250,000	0	0	0	0	0	346,000	0	3,596,000
STATE TOTAL	\$31,713,877	\$24,060,203	\$3,204,300	\$2,842,100	\$2,577,500	\$3,696,000	\$43,488,000	\$0	\$111,581,980
- FEDERAL -									
Federal Highway/Bridge	\$1,402,600	\$2,413,400	\$1,784,200	\$2,101,900	\$691,000	\$1,765,400	\$6,200,520	\$3,596,100	\$19,955,120
Department of Agriculture	1,342,000	-	-	3,916,000	0	0	0	0	5,258,000
FEDERAL TOTAL	\$2,744,600	\$2,413,400	\$1,784,200	\$6,017,900	\$691,000	\$1,765,400	\$6,200,520	\$3,596,100	\$25,213,120
- OTHER -									
Developer Contribution	\$172,407	\$172,407	\$0	\$0	\$0	\$0	\$52,240	\$0	\$397,054
Reallocated Developer Contribution	10,500	0	0	0	0	0	0	0	10,500
Municipal	331,290	347,850	365,250	383,510	402,680	422,810	0	0	2,253,390
Other Miscellaneous Revenue	0	0	0	0	0	0	204,392	0	204,392
OTHER TOTAL	\$514,197	\$520,257	\$365,250	\$383,510	\$402,680	\$422,810	\$256,632	\$0	\$2,865,336
GRAND TOTAL SOURCES	\$113,067,126	\$96,806,730	\$54,657,360	\$63,020,940	\$52,751,970	\$56,735,280	\$149,896,780	\$4,928,000	\$591,864,186

PUBLIC SCHOOLS

Overview of Public Schools CIP

The Public Schools Community Investment Plan (CIP) includes school construction, such as additions and modernizations, as well as other school-related projects. School construction is funded primarily by dedicated Local Income Tax revenue, State funding, and Impact Fees.

Developing the school construction plan is a complex process involving the Board of Education's plans, priorities and requests, enrollment projections, redistricting plans, and projected development.

Funding is included to address the Carroll County Career and Technology Center through a two-phased project. The first phase includes planning and construction of a 21,000 square foot addition to the existing Career and Technology Center. The second phase renovates the existing building to better accommodate programs.

The final phase of funding for a replacement East Middle School is included.

Even with the \$149.1M included in the plan, all project requests could not be funded. In recent years, the Board of Education has identified several needs that have no existing or planned funding. Unfunded projects include:

- William Winchester Elementary Modernization
- Robert Moton Elementary BEST Program Addition
- Cranberry Station Elementary Kindergarten Addition
- Friendship Valley Elementary Kindergarten and PRIDE Addition
- Sandymount Elementary Kindergarten Addition
- Taneytown Elementary Kindergarten Addition

Following this overview are copies of the Board of Education's Ten-Year Facilities Master Plan Calendar and the FY 23 State Capital Improvement Plan Budget Request/FY 2024 – 2028 Capital Improvement Program Plan. For additional information on Public School projects, please refer to the individual project pages.

FY 2023 CAPITAL IMPROVEMENT PROGRAM BUDGET REQUEST

Priority	Prior Authorization/Allocation		Fiscal Year 2023 Funding Request		Total Request
	State	County	State	County	
1	\$ 19,500	\$ 34,100	\$ 10,500		\$ 10,500
2	\$ 20,662	\$ 35,958	\$ 7,232	\$ 1,751	\$ 8,983
3		\$ 3,175	\$ 3,160		\$ 3,160
4		\$ 155	\$ 1,357	\$ 943	\$ 2,300
5		\$ 155	\$ 590	\$ 410	\$ 1,000
6				\$ 1,509	\$ 1,509
7				\$ 5,034	\$ 5,034
8				\$ 94	\$ 94
9				\$ 221	\$ 221
10				\$ 111	\$ 111
11				\$ 630	\$ 630
12				\$ 1,000	\$ 1,000
13				\$ 1,200	\$ 1,200
			TBD	\$ 195	\$ 195
				\$ 50	\$ 50
	\$ 40,162	\$ 73,543	\$ 22,839	\$ 13,148	\$ 35,987

NOTE: All dollar figures are shown in thousands

- (S) = HVAC Scope Study
- (FS) = PSCP Required Feasibility Study
- (P) = Planning Approval [State] or Planning Funds [County]
- (SR) = Systemic Renovation
- (C) = Construction Funding
- (E) = Furniture & Equipment Funds

COMMUNITY INVESTMENT PLAN FOR FISCAL YEARS 2023 TO 2028

	FY 23	FY 24	FY 25	FY 26	FY 27	FY 28	Prior Allocation	Balance To Complete	Total Project Cost
PUBLIC SCHOOLS									
Career and Technology Center	\$10,500,000	\$9,746,000	\$0	\$0	\$0	\$0	\$53,600,000	\$0	\$73,846,000
East Middle School Replacement	5,992,797	2,990,203	0	0	0	0	56,620,000	0	65,603,000
HVAC System Replacement - Spring Garden Elementary	3,160,000	0	0	0	0	0	3,175,000	0	6,335,000
HVAC System Replacement - Oklahoma Road Middle	5,034,000	5,500,000	0	0	0	0	0	0	10,534,000
Paving	825,000	875,000	1,000,000	1,050,000	1,102,500	1,158,000	0	0	6,010,500
Relocatable Classrooms	195,000	0	205,000	0	215,500	0	0	0	615,500
Roof Repairs	0	200,000	0	210,000	0	220,000	0	0	630,000
Roof Replacement - North Carroll Middle	1,509,000	1,781,000	0	0	0	0	0	0	3,290,000
Technology Improvements	1,000,000	1,000,000	1,000,000	1,000,000	1,000,000	1,000,000	0	0	6,000,000
Transfer to Operating Budget for BOE Debt Service	10,582,160	13,149,620	14,879,050	16,144,430	15,903,470	15,648,760	0	0	86,307,490
Window Replacement - South Carroll High	2,300,000	0	0	0	0	0	155,000	0	2,455,000
Window Replacement - Westminster High	1,000,000	0	0	0	0	0	155,000	0	1,155,000
PUBLIC SCHOOLS TOTAL	\$42,097,957	\$35,241,823	\$17,084,050	\$18,404,430	\$18,221,470	\$18,026,760	\$113,705,000	\$0	\$262,781,490
SOURCES OF FUNDING:									
Local Income Tax	\$12,602,160	\$15,224,620	\$17,084,050	\$18,404,430	\$18,221,470	\$18,026,760	\$100,000	\$0	\$99,663,490
Bonds	9,647,000	0	0	0	0	0	61,713,288	0	71,360,288
Reallocated Bonds	0	0	0	0	0	0	11,729,712	0	11,729,712
State School Construction	19,848,797	20,017,203	0	0	0	0	40,162,000	0	80,028,000
PUBLIC SCHOOLS TOTAL	\$42,097,957	\$35,241,823	\$17,084,050	\$18,404,430	\$18,221,470	\$18,026,760	\$113,705,000	\$0	\$262,781,490

Career and Technology Center

Commissioner District: 3

Taylor Hockensmith, Management and Budget Project Coordinator (410) 386-2082

8619

This project provides funding to address space needs and an aging facility at the Career and Technology Center, located in Westminster. Included in the project is construction of approximately 108,000 square feet of additional space, demolition of 23,500 square feet, and renovation of 83,000 square feet. The renovated and additional square footage will better accommodate existing programs and create space for the new Interactive Media program.

Project is contingent on State funding.

	FY 23	FY 24	FY 25	FY 26	FY 27	FY 28	Prior Allocation	Balance to Complete	Total Project Cost
Engineering/Design							4,100,194		4,100,194
Land Acquisition									0
Site Work							1,241,000		1,241,000
Construction	10,500,000	9,746,000					41,558,806		61,804,806
Equipment/Furnishings							4,300,000		4,300,000
Other							2,400,000		2,400,000
EXPENDITURES									

TOTAL	10,500,000	9,746,000	0	0	0	0	53,600,000	0	73,846,000
--------------	-------------------	------------------	----------	----------	----------	----------	-------------------	----------	-------------------

SOURCES OF FUNDING									
Local Income Tax							100,000		100,000
Bonds							22,292,498		22,292,498
Reallocated Bonds							11,707,502		11,707,502
State School Construction	10,500,000	9,746,000					19,500,000		39,746,000

PROJECTED OPERATING IMPACTS									
	0	0	0	0	0	0			

East Middle School Replacement

Commissioner District: 3

Taylor Hockensmith, Management and Budget Project Coordinator (410) 386-2082

8852

This project provides funding for the design and construction of a 126,000 square foot replacement school for East Middle, located on Longwell Avenue in Westminster. In addition to a new building, this project will also include parking and athletic fields.

Project is contingent on State funding.

	FY 23	FY 24	FY 25	FY 26	FY 27	FY 28	Prior Allocation	Balance to Complete	Total Project Cost
Engineering/Design							4,547,000		4,547,000
Land Acquisition									0
Site Work							7,798,000		7,798,000
Construction	5,992,797	2,990,203					39,388,000		48,371,000
Equipment/Furnishings							2,361,000		2,361,000
Other							2,526,000		2,526,000
EXPENDITURES									

TOTAL	5,992,797	2,990,203	0	0	0	0	56,620,000	0	65,603,000
--------------	------------------	------------------	----------	----------	----------	----------	-------------------	----------	-------------------

SOURCES OF FUNDING									
Local Income Tax									0
Bonds	1,751,000						35,935,790		37,686,790
Reallocated Bonds							22,210		22,210
State School Construction	4,241,797	2,990,203					20,662,000		27,894,000

PROJECTED OPERATING IMPACTS									
	0	0	0	0	0	0			0

HVAC System Replacement - Oklahoma Road Middle

Commissioner District: 5

Taylor Hockensmith, Management and Budget Project Coordinator (410) 386-2082

8930

This project provides funding for replacement of existing rooftop air handler units and terminal control units, heating and cooling plants, associated piping and pumps, replacement/upgrade of the pneumatic control system, and an upgrade to the electrical equipment with new panelboards and replacement emergency generator.

Project is contingent on State funding.

	FY 23	FY 24	FY 25	FY 26	FY 27	FY 28	Prior Allocation	Balance to Complete	Total Project Cost
Engineering/Design	746,000								746,000
Land Acquisition									0
Site Work									0
Construction	3,822,000	5,500,000							9,322,000
Equipment/Furnishings									0
Other	466,000								466,000
EXPENDITURES									
TOTAL	5,034,000	5,500,000	0	0	0	0	0	0	10,534,000
SOURCES OF FUNDING									
Local Income Tax									0
Reallocated Local Income Tax									0
Bonds	5,034,000								5,034,000
State School Construction		5,500,000							5,500,000
PROJECTED OPERATING IMPACTS	0	0	0	0	0	0			

HVAC System Replacement - Spring Garden Elementary

Commissioner District: 2

Taylor Hockensmith, Management and Budget Project Coordinator (410) 386-2082

8809

This project provides funding for replacement of the existing rooftop air handler units and terminal control units, heating and cooling plants, associated piping and pumps, replacement/upgrade of pneumatic control system, and an upgrade to the electrical equipment with new panel boards.

Project is contingent on State funding.

	FY 23	FY 24	FY 25	FY 26	FY 27	FY 28	Prior Allocation	Balance to Complete	Total Project Cost
Engineering/Design									0
Land Acquisition									0
Site Work									0
Construction	3,160,000						3,175,000		6,335,000
Equipment/Furnishings									0
Other									0
EXPENDITURES									
TOTAL	3,160,000	0	0	0	0	0	3,175,000	0	6,335,000
SOURCES OF FUNDING									
Local Income Tax									0
Reallocated Local Income Tax									0
Bonds							3,175,000		3,175,000
State School Construction	3,160,000								3,160,000
PROJECTED OPERATING IMPACTS	0	0	0	0	0	0			

Paving

Taylor Hockensmith, Management and Budget Project Coordinator (410) 386-2082

9748

This project provides ongoing funding for maintenance and replacement of the school system's parking lots and driveways. Listed below are planned projects in priority order:

- Linton Springs Elementary
- Winfield Elementary
- Liberty High
- Mechanicsville Elementary
- Runnymede Elementary
- Mount Airy Elementary
- Sykesville Middle
- Northwest Middle
- Shiloh Middle

	FY 23	FY 24	FY 25	FY 26	FY 27	FY 28	Prior Allocation	Balance to Complete	Total Project Cost
Engineering/Design									0
Land Acquisition									0
Site Work									0
Construction	825,000	875,000	1,000,000	1,050,000	1,102,500	1,158,000			6,010,500
Equipment/Furnishings									0
Other									0
EXPENDITURES									

TOTAL	825,000	875,000	1,000,000	1,050,000	1,102,500	1,158,000	0	0	6,010,500
--------------	----------------	----------------	------------------	------------------	------------------	------------------	----------	----------	------------------

SOURCES OF FUNDING									
Transfer from General Fund									0
Reallocated GF Transfer									0
Local Income Tax	825,000	875,000	1,000,000	1,050,000	1,102,500	1,158,000			6,010,500
Reallocated Local Income Tax									0

PROJECTED OPERATING IMPACTS									
	0	0	0	0	0	0			0

Relocatable Classrooms

Taylor Hockensmith, Management and Budget Project Coordinator (410) 386-2082

9745

This project provides ongoing funding for the removal and relocation of relocatable classrooms from various school sites where they are no longer needed. An evaluation of the condition and utilization of the existing classroom inventory was performed to identify units for potential removal or relocation.

	FY 23	FY 24	FY 25	FY 26	FY 27	FY 28	Prior Allocation	Balance to Complete	Total Project Cost
Engineering/Design									0
Land Acquisition									0
Site Work									0
Construction	195,000		205,000		215,500				615,500
Equipment/Furnishings									0
Other									0
EXPENDITURES									
TOTAL	195,000	0	205,000	0	215,500	0	0	0	615,500
SOURCES OF FUNDING									
Transfer from General Fund									0
Reallocated GF Transfer									0
Local Income Tax	195,000		205,000		215,500				615,500
Reallocated Local Income Tax									0
PROJECTED OPERATING IMPACTS	0	0	0	0	0	0			

Roof Repairs

Taylor Hockensmith, Management and Budget Project Coordinator (410) 386-2082

9746

This project provides ongoing funding to address emergencies, provide necessary maintenance for the integrity of the roof systems, and extend the useful life of roofs.

	FY 23	FY 24	FY 25	FY 26	FY 27	FY 28	Prior Allocation	Balance to Complete	Total Project Cost
Engineering/Design									0
Land Acquisition									0
Site Work									0
Construction		200,000		210,000		220,000			630,000
Equipment/Furnishings									0
Other									0
EXPENDITURES									
TOTAL	0	200,000	0	210,000	0	220,000	0	0	630,000
SOURCES OF FUNDING									
Transfer from General Fund									0
Reallocated GF Transfer									0
Local Income Tax		200,000		210,000		220,000			630,000
Reallocated Local Income Tax									0
PROJECTED OPERATING IMPACTS	0	0	0	0	0	0			

Roof Replacement - North Carroll Middle

Commissioner District: 2

Taylor Hockensmith, Management and Budget Project Coordinator (410) 386-2082

8929

This project provides funding for the replacement of 94,319 square feet of roofing, associated tapered insulation system, roof drains, and flashing.

Project is contingent on State funding.

	FY 23	FY 24	FY 25	FY 26	FY 27	FY 28	Prior Allocation	Balance to Complete	Total Project Cost
Engineering/Design	121,000								121,000
Land Acquisition									0
Site Work									0
Construction	1,237,000	1,781,000							3,018,000
Equipment/Furnishings									0
Other	151,000								151,000
EXPENDITURES									
TOTAL	1,509,000	1,781,000	0	0	0	0	0	0	3,290,000
SOURCES OF FUNDING									
Local Income Tax									0
Reallocated Local Income Tax									0
Bonds	1,509,000								1,509,000
State School Construction		1,781,000							1,781,000
PROJECTED OPERATING IMPACTS	0	0	0	0	0	0			

Technology Improvements

Taylor Hockensmith, Management and Budget Project Coordinator (410) 386-2082

9792

This project provides ongoing funding for technology improvements. Funding will allow for technology replacements, upgrades to infrastructure hardware and software, and installation and replacement of hardware, such as servers, and network infrastructure equipment. Cabling upgrades, wireless technologies, and other core telecommunications are included in the technology infrastructure of the school system.

	FY 23	FY 24	FY 25	FY 26	FY 27	FY 28	Prior Allocation	Balance to Complete	Total Project Cost
Engineering/Design									0
Land Acquisition									0
Site Work									0
Construction									0
Equipment/Furnishings	1,000,000	1,000,000	1,000,000	1,000,000	1,000,000	1,000,000			6,000,000
Other									0
EXPENDITURES									
TOTAL	1,000,000	1,000,000	1,000,000	1,000,000	1,000,000	1,000,000	0	0	6,000,000
SOURCES OF FUNDING									
Transfer from General Fund									0
Reallocated GF Transfer									0
Local Income Tax	1,000,000	1,000,000	1,000,000	1,000,000	1,000,000	1,000,000			6,000,000
Reallocated Local Income Tax									0
PROJECTED OPERATING IMPACTS	0	0	0	0	0	0			

Transfer to Operating Budget for BOE Debt Service

Taylor Hockensmith, Management and Budget Project Coordinator (410) 386-2082

9001

A percentage of the Local Income Tax revenue is dedicated to school construction and appropriated directly into the Capital Fund. This project is for the portion of these dedicated funds transferred to the General Fund to pay debt service related to school construction projects. Because dedicated Local Income Tax is budgeted in the Capital Fund and then transferred to the General Fund, the funding is counted twice in the All Funds Budget.

	FY 23	FY 24	FY 25	FY 26	FY 27	FY 28	Prior Allocation	Balance to Complete	Total Project Cost
Engineering/Design									0
Land Acquisition									0
Site Work									0
Construction									0
Equipment/Furnishings									0
Other	10,582,160	13,149,620	14,879,050	16,144,430	15,903,470	15,648,760			86,307,490
EXPENDITURES									

TOTAL	10,582,160	13,149,620	14,879,050	16,144,430	15,903,470	15,648,760	0	0	86,307,490
--------------	-------------------	-------------------	-------------------	-------------------	-------------------	-------------------	----------	----------	-------------------

SOURCES OF FUNDING									
Transfer from General Fund									0
Reallocated GF Transfer									0
Local Income Tax	10,582,160	13,149,620	14,879,050	16,144,430	15,903,470	15,648,760			86,307,490
Reallocated Local Income Tax									0

PROJECTED OPERATING IMPACTS									
	0	0	0	0	0	0			0

Window Replacement - South Carroll High

Commissioner District: 5

Taylor Hockensmith, Management and Budget Project Coordinator (410) 386-2082

8811

This project provides funding for replacement of the window wall system installed during the original construction of South Carroll High.

Project is contingent on State funding.

	FY 23	FY 24	FY 25	FY 26	FY 27	FY 28	Prior Allocation	Balance to Complete	Total Project Cost
Engineering/Design							155,000		155,000
Land Acquisition									0
Site Work									0
Construction	2,300,000								2,300,000
Equipment/Furnishings									0
Other									0
EXPENDITURES									

TOTAL	2,300,000	0	0	0	0	0	155,000	0	2,455,000
--------------	------------------	----------	----------	----------	----------	----------	----------------	----------	------------------

SOURCES OF FUNDING									
Local Income Tax									0
Bonds	943,000						155,000		1,098,000
Reallocated Bonds									0
State School Construction	1,357,000								1,357,000

PROJECTED OPERATING IMPACTS									
	0	0	0	0	0	0			0

Window Replacement - Westminster High

Commissioner District: 3

Taylor Hockensmith, Management and Budget Project Coordinator (410) 386-2082

8812

This project provides funding for replacement of the window wall system installed during the original construction of Westminster High.

Project is contingent on State funding.

	FY 23	FY 24	FY 25	FY 26	FY 27	FY 28	Prior Allocation	Balance to Complete	Total Project Cost
Engineering/Design									0
Land Acquisition									0
Site Work									0
Construction	1,000,000						155,000		1,155,000
Equipment/Furnishings									0
Other									0
EXPENDITURES									

TOTAL	1,000,000	0	0	0	0	0	155,000	0	1,155,000
--------------	------------------	----------	----------	----------	----------	----------	----------------	----------	------------------

SOURCES OF FUNDING									
Transfer from General Fund									0
Local Income Tax									0
Bonds	410,000						155,000		565,000
State School Construction	590,000								590,000

PROJECTED OPERATING IMPACTS									
	0	0	0	0	0	0			0

CONSERVATION
AND OPEN SPACE

Overview of Conservation and Open Space CIP

The FY 23 – 28 Conservation and Open Space CIP consists of funding for land preservation and water resources. Approximately \$37.9M is included for the Agricultural Land Preservation Program in both the Capital and Operating budgets and is funded with a combination of dedicated Property Tax revenue, bonds, Agricultural Transfer Tax revenue, and State participation. Property Tax funding is included to allow for the acquisition of easements through Installment Purchase Agreements and for the payment of interest to landowners.

The FY 23 – 28 CIP continues funding to maintain the County’s permit associated with the Federal National Pollutant Discharge Elimination System (NPDES) program. The 2005 – 2010 permit required a total of 10 percent of the County’s impervious surface be remediated. The County and the eight municipalities entered into a memorandum of agreement combining the municipalities and County into one permit. The joint permit, issued for 2015 – 2020, required an additional 20 percent remediation of impervious surface, and was linked to the Watershed Implementation Plan of the Chesapeake Bay Total Maximum Daily Load (TMDL). The Chesapeake Bay TMDL sets limits on allowable pollutants in bodies of water. The requirements for the Chesapeake Bay TMDLs are currently unknown and may require additional funding above and beyond planned levels. The County has applied for a new 5-year permit and is waiting for approval. In the interim, the current permit has been administratively extended.

To remain compliant with the NPDES permit, the Stormwater Facility Restoration project was established to keep stormwater management facilities working properly.

For additional information on these or other Conservation and Open Space projects, please refer to the individual project pages.

COMMUNITY INVESTMENT PLAN FOR FISCAL YEARS 2023 TO 2028

	FY 23	FY 24	FY 25	FY 26	FY 27	FY 28	Prior Allocation	Balance To Complete	Total Project Cost
CONSERVATION AND OPEN SPACE									
Agricultural Land Preservation	\$5,789,972	\$4,483,000	\$4,483,000	\$4,483,000	\$4,483,000	\$4,483,000	\$0	\$0	\$28,204,972
Stormwater Facility Renovation	449,138	300,000	300,000	300,000	300,000	300,000	0	0	1,949,138
Watershed Assessment and Improvement (NPDES)	3,573,080	3,598,407	3,557,010	3,690,010	3,824,500	3,960,720	0	0	22,203,727
Water Development	3,200,000	0	0	0	0	0	11,190,566	0	14,390,566
CONSERVATION AND OPEN SPACE TOTAL	\$13,012,189	\$8,381,407	\$8,340,010	\$8,473,010	\$8,607,500	\$8,743,720	\$11,190,566	\$0	\$66,748,402
SOURCES OF FUNDING:									
Transfer from General Fund	\$1,000,000	\$0	\$0	\$0	\$0	\$0	\$325,000	\$0	\$1,325,000
Reallocated GF Transfer	104,673	0	0	0	0	0	5,730	0	110,403
Property Tax	2,456,972	2,500,000	2,500,000	2,500,000	2,500,000	2,500,000	1,260,000	0	16,216,972
Bonds	4,333,000	4,433,000	4,533,000	4,633,000	4,733,000	4,833,000	9,395,444	0	36,893,444
Reallocated Bonds	3,349,138	0	0	0	0	0	0	0	3,349,138
Special Revenue Fund Transfer	264,710	278,150	291,760	306,500	321,820	337,910	0	0	1,800,850
Ag. Preservation (MALPF)	500,000	500,000	500,000	500,000	500,000	500,000	0	0	3,000,000
Ag Transfer Tax	500,000	150,000	150,000	150,000	150,000	150,000	0	0	1,250,000
Developer Contribution	172,407	172,407	0	0	0	0	0	0	344,814
Municipal	331,290	347,850	365,250	383,510	402,680	422,810	0	0	2,253,390
Other Miscellaneous Revenue	0	0	0	0	0	0	204,392	0	204,392
CONSERVATION AND OPEN SPACE TOTAL	\$13,012,189	\$8,381,407	\$8,340,010	\$8,473,010	\$8,607,500	\$8,743,720	\$11,190,566	\$0	\$66,748,402

Agricultural Land Preservation

Lydia K. Rogers, Management and Budget Analyst (410) 386-2082

9007

This project provides ongoing funding for the Carroll County Agricultural Land Preservation program. The program provides an opportunity for landowners to make long-term commitment to agriculture as a viable industry and preserve the rural character of Carroll County.

The County offers two payment options to the landowners: Installment Purchase Agreement (IPA) or Lump Sum. The IPA option pays the landowner for easement over a 20-year period. The Lump Sum option pays for the easement at the time of settlement. The Maryland Agricultural Land Preservation Foundation (MALPF), a lump-sum payment program, is jointly funded by the State of Maryland and Carroll County.

A portion of Property Tax revenue is dedicated to the Agricultural Land Preservation program, to be appropriated in the Capital Fund for easement purchases, and in the General Fund for interest payments to landowners in the Debt Service-Agricultural Preservation budget. The Capital Fund portion is capped at \$2.5M ongoing. FY 23 funding includes one-time additional funding of \$1,000,000.

The appropriations are listed in the charts below. The Total Appropriation - IPA and Lump Sum are for easement purchases; operating impacts are interest payments appropriated to the General Fund; and the Total Appropriation - Ag Pres at the bottom of this page includes costs for both the Lump Sum and IPA options.

	FY 23	FY 24	FY 25	FY 26	FY 27	FY 28	Prior Allocation	Balance to Complete	Total Project Cost
Engineering/Design									0
Land Acquisition	5,789,972	4,483,000	4,483,000	4,483,000	4,483,000	4,483,000			28,204,972
Site Work									0
Construction									0
Equipment/Furnishings									0
Other									0
EXPENDITURES									

TOTAL	5,789,972	4,483,000	4,483,000	4,483,000	4,483,000	4,483,000	0	0	28,204,972
--------------	------------------	------------------	------------------	------------------	------------------	------------------	----------	----------	-------------------

SOURCES OF FUNDING									
Transfer from General Fund	1,000,000								1,000,000
Property Tax	2,456,972	2,500,000	2,500,000	2,500,000	2,500,000	2,500,000			14,956,972
Bonds	1,333,000	1,333,000	1,333,000	1,333,000	1,333,000	1,333,000			7,998,000
Ag. Preservation (MALPF)	500,000	500,000	500,000	500,000	500,000	500,000			3,000,000
Ag Transfer Tax	500,000	150,000	150,000	150,000	150,000	150,000			1,250,000

PROJECTED OPERATING IMPACTS									
	1,532,291	1,578,571	1,569,854	1,615,923	1,662,878	1,710,394			

Total Appropriation - IPA	2,251,346	1,835,317	1,832,441	1,847,644	1,863,139	1,878,819			11,508,705
Total Appropriation - Lump Sum	4,570,916	3,726,253	3,720,412	3,751,278	3,782,738	3,814,574			23,366,172
Total Appropriation - MALPF	500,000	500,000	500,000	500,000	500,000	500,000			3,000,000

Total Appropriation - Ag Pres	7,322,260	6,061,570	6,052,850	6,098,920	6,145,880	6,193,390			37,874,877
--------------------------------------	-----------	-----------	-----------	-----------	-----------	-----------	--	--	------------

Stormwater Facility Renovation

Lydia K. Rogers, Management and Budget Analyst (410) 386-2082

8716

This project provides ongoing funding to keep existing County-owned stormwater management facilities in working condition and in compliance with the National Pollution Discharge Elimination System (NPDES) Permit. Five to seven facilities per year, over a 30-year period, will be evaluated. Funding will be used for repairs, and to replace pipes and filter media.

	FY 23	FY 24	FY 25	FY 26	FY 27	FY 28	Prior Allocation	Balance to Complete	Total Project Cost
Engineering/Design				10,000					10,000
Land Acquisition									0
Site Work									0
Construction	449,138	300,000	300,000	290,000	300,000	300,000			1,939,138
Equipment/Furnishings									0
Other									0
EXPENDITURES									
TOTAL	449,138	300,000	300,000	300,000	300,000	300,000	0	0	1,949,138

SOURCES OF FUNDING									
Transfer from General Fund									0
Property Tax									0
Bonds	300,000	300,000	300,000	300,000	300,000	300,000			1,800,000
Reallocated Bonds	149,138								149,138

PROJECTED OPERATING IMPACTS									
	0	0	0	0	0	0			

Watershed Assessment and Improvement (NPDES)

Lydia K. Rogers, Management and Budget Analyst (410) 386-2082

9920

This project provides ongoing funding to comply with the Federal Clean Water Act. The Act requires the County to secure a permit under the National Pollutant Discharge Elimination System (NPDES) for storm sewer systems. The permit requires the county to map and assess the condition of the storm sewer systems and of the watersheds that discharge into them. The County and the eight municipalities have entered into a memorandum of agreement (MOA) to obtain a joint five-year NPDES permit to address stormwater issues. Under the joint permit issued in FY 16, the County and municipalities are required to mitigate impervious surface runoff. As part of the MOA, the County manages the construction of the mitigation projects on behalf of the municipalities. The municipalities provide funding of the County equivalent to 20% of the construction cost of municipal impervious acres.

The current permit expired in FY 20, but has been administratively extended. Estimates of Town contributions have been included in anticipation that the Towns and County will again participate in a joint permit. The estimate is based on assumption of the MOA signed by the Towns and County for the current permit.

Because dedicated Property Tax is budgeted in the Special Revenue Fund and then transferred to the Capital Fund, the funding is counted twice in the All Funds Budget.

	FY 23	FY 24	FY 25	FY 26	FY 27	FY 28	Prior Allocation	Balance to Complete	Total Project Cost
Engineering/Design	550,000	600,000	400,000	550,000	500,000	200,000			2,800,000
Land Acquisition									0
Site Work									0
Construction	3,023,080	2,998,407	3,157,010	3,140,010	3,324,500	3,760,720			19,403,727
Equipment/Furnishings									0
Other									0
EXPENDITURES									

TOTAL	3,573,080	3,598,407	3,557,010	3,690,010	3,824,500	3,960,720	0	0	22,203,727
--------------	------------------	------------------	------------------	------------------	------------------	------------------	----------	----------	-------------------

SOURCES OF FUNDING									
Reallocated GF Transfer	104,673								104,673
Bonds	2,700,000	2,800,000	2,900,000	3,000,000	3,100,000	3,200,000			17,700,000
Special Revenue Fund Transfer	264,710	278,150	291,760	306,500	321,820	337,910			1,800,850
Developer Contribution	172,407	172,407							344,814
Municipal	331,290	347,850	365,250	383,510	402,680	422,810			2,253,390

PROJECTED OPERATING IMPACTS									
	0	0	0	0	0	0			0

Water Development

Lydia K. Rogers, Management and Budget Analyst (410) 386-2082

8294

This project provides funding for infrastructure for water source development and transport in order to address current and future water supply issues throughout Carroll County. Water source development may include new groundwater wells, surface water intake, and storage facilities.

Funding in FY 23 restores funding transferred to the Charles Carroll Gymnasium and Community Center project in FY 22.

	FY 23	FY 24	FY 25	FY 26	FY 27	FY 28	Prior Allocation	Balance to Complete	Total Project Cost
Engineering/Design							334,752		334,752
Land Acquisition							7,911,076		7,911,076
Site Work									0
Construction	3,200,000						2,944,738		6,144,738
Equipment/Furnishings									0
Other									0
EXPENDITURES									
TOTAL	3,200,000	0	0	0	0	0	11,190,566	0	14,390,566

SOURCES OF FUNDING									
Transfer from General Fund							325,000		325,000
Reallocated GF Transfer							5,730		5,730
Property Tax							1,260,000		1,260,000
Bonds							9,395,444		9,395,444
Reallocated Bonds	3,200,000								3,200,000
Other Miscellaneous Revenue							204,392		204,392

PROJECTED OPERATING IMPACTS									
	0	0	0	0	0	0			

PUBLIC WORKS

Overview of Public Works CIP

The Public Works CIP includes two sections: Roads and Bridges.

Approximately \$106.2M is included in the CIP to maintain and rehabilitate 900 miles of roads throughout the County. Approximately thirty-five percent of the County's road network is considered mainline or arterial roads. These roads carry a higher traffic volume. Sixty-five percent are lower volume roadways, including neighborhood roads. Typical repair strategies include sealing, overlay, mill and overlay, full-depth reclamation, and reconstruction.

Ongoing funding is included for inspection of storm drains. Video inspections will assess the condition of the storm drain system and rehabilitation funding is included for pipe lining and replacement of storm drains and small drainage structures.

Three road extensions/connections are included: Georgetown Boulevard, Monroe Avenue, and Ridenour Way. Georgetown Boulevard will be extended to Progress Way, Ridenour Way will connect to Old Liberty Road, and Monroe Avenue will be extended.

Funding is included for the replacement of eleven bridge structures. Two structures have funding included for design, with construction funding outside the plan. Additional funding for Shepherd's Mill over Little Pipe Creek in FY 23 is for contractual inspection services.

For additional information on these or other Public Works projects, please refer to the individual project pages.

ROADS

COMMUNITY INVESTMENT PLAN FOR FISCAL YEARS 2023 TO 2028

	FY 23	FY 24	FY 25	FY 26	FY 27	FY 28	Prior Allocation	Balance To Complete	Total Project Cost
ROADS									
Georgetown Boulevard Extension	\$0	\$529,000	\$1,823,500	\$0	\$0	\$0	\$0	\$0	\$2,352,500
Highway Safety Improvements	45,500	37,000	38,000	40,000	42,000	44,000	0	0	246,500
Monroe Avenue Connection	0	365,000	0	984,000	0	0	32,240	0	1,381,240
Pavement Management Program	14,815,000	15,525,000	15,878,000	16,673,000	17,510,000	18,386,000	0	0	98,787,000
Pavement Preservation	1,180,000	1,215,000	1,178,000	1,222,000	1,271,000	1,322,000	0	0	7,388,000
Public Works Unallocated	685,000	0	0	0	0	0	0	0	685,000
Ramp and Sidewalk Upgrades	88,000	92,000	96,000	103,000	109,000	114,000	0	0	602,000
Ridenour Way Extension	1,160,000	0	0	0	0	0	310,000	0	1,470,000
Small Drainage Structures	253,000	266,000	279,000	293,000	308,000	323,000	0	0	1,722,000
Storm Drain Rehabilitation	253,000	266,000	279,000	293,000	308,000	323,000	0	0	1,722,000
Storm Drain Video Inspection	153,000	161,000	169,000	177,000	186,000	195,000	0	0	1,041,000
ROADS TOTAL	\$18,632,500	\$18,456,000	\$19,740,500	\$19,785,000	\$19,734,000	\$20,707,000	\$342,240	\$0	\$117,397,240
SOURCES OF FUNDING:									
Transfer from General Fund	\$5,367,000	\$690,000	\$2,960,500	\$1,189,000	\$1,247,000	\$1,307,000	\$290,000	\$0	\$13,050,500
Bonds	9,962,320	15,590,000	15,556,000	17,370,000	17,259,000	18,170,000	0	0	93,907,320
Reallocated Bonds	206,000	0	0	0	0	0	0	0	206,000
State Highway Administration	176,000	176,000	176,000	176,000	176,000	176,000	0	0	1,056,000
Highway User Revenue	2,200,000	2,000,000	1,048,000	1,050,000	1,052,000	1,054,000	0	0	8,404,000
Reallocated Highway User Revenue	710,680	0	0	0	0	0	0	0	710,680
Developer Contribution	0	0	0	0	0	0	52,240	0	52,240
Reallocated Developer Contribution	10,500	0	0	0	0	0	0	0	10,500
ROADS TOTAL	\$18,632,500	\$18,456,000	\$19,740,500	\$19,785,000	\$19,734,000	\$20,707,000	\$342,240	\$0	\$117,397,240

Georgetown Boulevard Extension

Commissioner District: 5

Heidi K. Pepin, Management and Budget Project Coordinator (410) 386-2082

8023

Functional Classification: Urban Major Collector (planned)

Average Daily Traffic: TBD

Total Planned Project Limits: Londontown Blvd. north to Progress Way (total length of approximately 2,200 feet, of which approximately 1,500 feet will be provided by developers)

This project provides planned funding to extend Georgetown Boulevard from the current terminus at Londontown Boulevard to Progress Way. The remaining portion of this extension will be provided by the developer of the property located along, and east of, the planned roadway alignment.

	FY 23	FY 24	FY 25	FY 26	FY 27	FY 28	Prior Allocation	Balance to Complete	Total Project Cost
Engineering/Design		529,000							529,000
Land Acquisition									0
Site Work									0
Construction			1,823,500						1,823,500
Equipment/Furnishings									0
Other									0
EXPENDITURES									
TOTAL	0	529,000	1,823,500	0	0	0	0	0	2,352,500

SOURCES OF FUNDING									
Transfer from General Fund		529,000	1,823,500						2,352,500
Reallocated GF Transfer									0
Local Income Tax									0
Reallocated Local Income Tax									0

PROJECTED OPERATING IMPACTS									
	0	0	0	0	0	0			0

Highway Safety Improvements

Heidi K. Pepin, Management and Budget Project Coordinator (410) 386-2082

9674

This project provides ongoing funding to address roadway segments and intersections with a history of frequent or severe crashes, and those with a significant potential for crashes. Possible improvements include minor changes in intersection geometry, turn lanes, signing additions or upgrades, traffic calming measures and pavement marking upgrades.

Recently completed improvements include Sunshine Way traffic calming concept design, Bartholow Road pedestrian crossing design, and Compton Lane intersection evaluation.

	FY 23	FY 24	FY 25	FY 26	FY 27	FY 28	Prior Allocation	Balance to Complete	Total Project Cost
Engineering/Design									0
Land Acquisition									0
Site Work									0
Construction	45,500	37,000	38,000	40,000	42,000	44,000			246,500
Equipment/Furnishings									0
Other									0
EXPENDITURES									
TOTAL	45,500	37,000	38,000	40,000	42,000	44,000	0	0	246,500
SOURCES OF FUNDING									
Transfer from General Fund									0
Reallocated GF Transfer									0
Highway User Revenue	35,000	37,000	38,000	40,000	42,000	44,000			236,000
Reallocated Developer Contribution	10,500								10,500
PROJECTED OPERATING IMPACTS	0	0	0	0	0	0			0

Monroe Avenue Connection

Commissioner District: 5

Heidi K. Pepin, Management and Budget Project Coordinator (410) 386-2082

8609

This project provides planned funding to extend Monroe Avenue, an urban major collector road. A portion of the extension will be completed by the property developer. The installation of a bridge is included in this project.

	FY 23	FY 24	FY 25	FY 26	FY 27	FY 28	Prior Allocation	Balance to Complete	Total Project Cost
Engineering/Design		365,000							365,000
Land Acquisition									0
Site Work									0
Construction				984,000					984,000
Equipment/Furnishings									0
Other							32,240		32,240
EXPENDITURES									
TOTAL	0	365,000	0	984,000	0	0	32,240	0	1,381,240

SOURCES OF FUNDING									
Transfer from General Fund									0
Reallocated Property Tax									0
Bonds		365,000		984,000					1,349,000
Developer Contribution							32,240		32,240

PROJECTED OPERATING IMPACTS									
	0	0	0	0	0	0			0

Pavement Management Program

Heidi K. Pepin, Management and Budget Project Coordinator (410) 386-2082

8931

This project provides ongoing funding for the maintenance, repair, or rehabilitation of the County's 900 miles of paved roads. Collected road condition information is used in a pavement management software program to recommend cost-effective repairs. Repair strategies include: patching, overlay, mill and overlay, full depth reclamation, and reconstruction. Drainage structures and traffic barriers are inspected, repaired, replaced, or added where necessary, and sidewalk accessibility will also be evaluated and included if upgrades are due.

Maintaining a road network in satisfactory condition is one of the goals of the Department of Public Works. While addressing roads near failure is important, maintaining roads in fair and satisfactory condition is important as well. It is cost effective to address roads while the amount of repairs is minimal and this balanced approach keeps the network in satisfactory condition.

One-time funding is provided in FY 23 to restore funding reduced during the FY 20 budget process.

	FY 23	FY 24	FY 25	FY 26	FY 27	FY 28	Prior Allocation	Balance to Complete	Total Project Cost
Engineering/Design	125,000	125,000	128,000	135,000	142,000	149,000			804,000
Land Acquisition									0
Site Work									0
Construction	13,747,000	14,300,000	15,000,000	15,750,000	16,540,000	17,367,000			92,704,000
Equipment/Furnishings									0
Other	943,000	1,100,000	750,000	788,000	828,000	870,000			5,279,000
EXPENDITURES									
TOTAL	14,815,000	15,525,000	15,878,000	16,673,000	17,510,000	18,386,000	0	0	98,787,000

SOURCES OF FUNDING									
Transfer from General Fund	3,369,000		800,000	800,000	800,000	800,000			6,569,000
Bonds	9,368,320	14,601,000	14,902,000	15,697,000	16,534,000	17,410,000			88,512,320
Reallocated Bonds	206,000								206,000
State Highway Administration	176,000	176,000	176,000	176,000	176,000	176,000			1,056,000
Highway User Revenue	985,000	748,000							1,733,000
Reallocated Highway User Revenue	710,680								710,680

PROJECTED OPERATING IMPACTS						
	0	0	0	0	0	0

Pavement Preservation

Heidi K. Pepin, Management and Budget Project Coordinator (410) 386-2082

8932

This project provides ongoing funding to place a maintenance seal coat, such as microsurface, on paved roads. Pavement preservation is applied to roads still in good condition, before the onset of serious damage. Annual funding addresses approximately 30 - 40 miles.

This project list will be generated in the spring in preparation for the summer construction season.

	FY 23	FY 24	FY 25	FY 26	FY 27	FY 28	Prior Allocation	Balance to Complete	Total Project Cost
Engineering/Design									0
Land Acquisition									0
Site Work									0
Construction	1,180,000	1,215,000	1,178,000	1,222,000	1,271,000	1,322,000			7,388,000
Equipment/Furnishings									0
Other									0
EXPENDITURES									

TOTAL	1,180,000	1,215,000	1,178,000	1,222,000	1,271,000	1,322,000	0	0	7,388,000
--------------	------------------	------------------	------------------	------------------	------------------	------------------	----------	----------	------------------

SOURCES OF FUNDING									
Transfer from General Fund			168,000	212,000	261,000	312,000			953,000
Reallocated GF Transfer									0
Highway User Revenue	1,180,000	1,215,000	1,010,000	1,010,000	1,010,000	1,010,000			6,435,000
Reallocated Highway User Revenue									0

PROJECTED OPERATING IMPACTS									
	0	0	0	0	0	0			0

Public Works Unallocated

Heidi K. Pepin, Management and Budget Project Coordinator (410) 386-2082

9902

This project provides a source of funding in the event a capital project needs funds to cover costs over budget, unanticipated expenses, or emergencies. The Unallocated project is similar in nature to the Reserve for Contingencies in the General Fund. Any transfers from this project must be approved by the Board of County Commissioners through a Capital Budget Resolution.

	FY 23	FY 24	FY 25	FY 26	FY 27	FY 28	Prior Allocation	Balance to Complete	Total Project Cost
Engineering/Design									0
Land Acquisition									0
Site Work									0
Construction									0
Equipment/Furnishings									0
Other	685,000								685,000
EXPENDITURES									
TOTAL	685,000	0	0	0	0	0	0	0	685,000

SOURCES OF FUNDING									
Transfer from General Fund	685,000								685,000
Reallocated GF Transfer									0
Local Income Tax									0
Property Tax									0

PROJECTED OPERATING IMPACTS									
	0	0	0	0	0	0			0

Ramp and Sidewalk Upgrades

Heidi K. Pepin, Management and Budget Project Coordinator (410) 386-2082

8626

This project provides ongoing funding to upgrade or replace non-compliant ramps and sidewalks for ADA accessibility. This project allows for the acceleration of the replacement and upgrade process for non-compliant ramps and sidewalks not addressed through the Pavement Management Program.

	FY 23	FY 24	FY 25	FY 26	FY 27	FY 28	Prior Allocation	Balance to Complete	Total Project Cost
Engineering/Design									0
Land Acquisition									0
Site Work	8,500	9,000	9,000	9,500	10,000	10,500			56,500
Construction	72,000	75,000	79,000	85,000	90,000	94,500			495,500
Equipment/Furnishings									0
Other	7,500	8,000	8,000	8,500	9,000	9,000			50,000
EXPENDITURES									
TOTAL	88,000	92,000	96,000	103,000	109,000	114,000	0	0	602,000

SOURCES OF FUNDING									
Transfer from General Fund									0
Reallocated GF Transfer									0
Local Income Tax									0
Bonds	88,000	92,000	96,000	103,000	109,000	114,000			602,000

PROJECTED OPERATING IMPACTS									
	0	0	0	0	0	0			0

Ridenour Way Extension

Commissioner District: 5

Heidi K. Pepin, Management and Budget Project Coordinator (410) 386-2082

8308

Functional Classification: Urban Local (planned)

Average Daily Traffic: TBD

Length: Approximately 1,000 feet

Limits: From terminus west of Fallon Road westerly to Old Liberty Road

This project provides funding to design and construct an extension from Ridenour Way to Old Liberty Road.

	FY 23	FY 24	FY 25	FY 26	FY 27	FY 28	Prior Allocation	Balance to Complete	Total Project Cost
Engineering/Design							290,000		290,000
Land Acquisition									0
Site Work									0
Construction	1,160,000						20,000		1,180,000
Equipment/Furnishings									0
Other									0
EXPENDITURES									
TOTAL	1,160,000	0	0	0	0	0	310,000	0	1,470,000
SOURCES OF FUNDING									
Transfer from General Fund	1,160,000						290,000		1,450,000
Reallocated GF Transfer									0
Local Income Tax									0
Developer Contribution							20,000		20,000
PROJECTED OPERATING IMPACTS	0	0	0	0	0	0			

Small Drainage Structures

Heidi K. Pepin, Management and Budget Project Coordinator (410) 386-2082

9847

This project provides ongoing funding to rehabilitate or replace deteriorated drainage structures including culvert headwalls and ancillary drainage features.

The Department of Public Works continues to incorporate all pipe culverts and drainage structures into Geographic Information Systems (GIS). Once the locations are identified and mapped, field condition assessments can be made to help determine the most-effective approach to replacing and repairing these structures.

	FY 23	FY 24	FY 25	FY 26	FY 27	FY 28	Prior Allocation	Balance to Complete	Total Project Cost
Engineering/Design									0
Land Acquisition									0
Site Work									0
Construction	253,000	266,000	279,000	293,000	308,000	323,000			1,722,000
Equipment/Furnishings									0
Other									0
EXPENDITURES									

TOTAL	253,000	266,000	279,000	293,000	308,000	323,000	0	0	1,722,000
--------------	----------------	----------------	----------------	----------------	----------------	----------------	----------	----------	------------------

SOURCES OF FUNDING									
Transfer from General Fund									0
Reallocated GF Transfer									0
Bonds	253,000	266,000	279,000	293,000	308,000	323,000			1,722,000
Reallocated Bonds									0

PROJECTED OPERATING IMPACTS									
	0	0	0	0	0	0			0

Storm Drain Rehabilitation

Heidi K. Pepin, Management and Budget Project Coordinator (410) 386-2082

8627

This project provides ongoing funding to maintain the storm drain system through rehabilitation and replacement. The County maintains about 180 miles (or 950,000 feet) of storm drain infrastructure, primarily located in neighborhoods where curbing, inlets, and manholes exist. Many of these systems were constructed with corrugated metal pipe, which has a life span of 30 - 50 years.

From 2018 to 2020, over 6,500 linear feet of storm drain pipes were rehabilitated.

	FY 23	FY 24	FY 25	FY 26	FY 27	FY 28	Prior Allocation	Balance to Complete	Total Project Cost
Engineering/Design									0
Land Acquisition									0
Site Work									0
Construction	253,000	266,000	279,000	293,000	308,000	323,000			1,722,000
Equipment/Furnishings									0
Other									0
EXPENDITURES									
TOTAL	253,000	266,000	279,000	293,000	308,000	323,000	0	0	1,722,000

SOURCES OF FUNDING									
Transfer from General Fund									0
Reallocated GF Transfer									0
Bonds	253,000	266,000	279,000	293,000	308,000	323,000			1,722,000
Reallocated Bonds									0

PROJECTED OPERATING IMPACTS									
	0	0	0	0	0	0			0

Storm Drain Video Inspection

Heidi K. Pepin, Management and Budget Project Coordinator (410) 386-2082

8769

This project provides ongoing funding to gather video inspection data of existing storm drain pipes. Inspection data is also collected for roads repaired through the Pavement Management program. Video inspections determine if repairs or replacements are needed, and funding is provided for infrastructure rehabilitation in Storm Drain Rehabilitation.

	FY 23	FY 24	FY 25	FY 26	FY 27	FY 28	Prior Allocation	Balance to Complete	Total Project Cost
Engineering/Design	153,000	161,000	169,000	177,000	186,000	195,000			1,041,000
Land Acquisition									0
Site Work									0
Construction									0
Equipment/Furnishings									0
Other									0
EXPENDITURES									
TOTAL	153,000	161,000	169,000	177,000	186,000	195,000	0	0	1,041,000

SOURCES OF FUNDING									
Transfer from General Fund	153,000	161,000	169,000	177,000	186,000	195,000			1,041,000
Reallocated GF Transfer									0
Local Income Tax									0
Reallocated Local Income Tax									0

PROJECTED OPERATING IMPACTS									
	0	0	0	0	0	0			

BRIDGES

COMMUNITY INVESTMENT PLAN FOR FISCAL YEARS 2023 TO 2028

	FY 23	FY 24	FY 25	FY 26	FY 27	FY 28	Prior Allocation	Balance To Complete	Total Project Cost
BRIDGES									
Bridge Inspection and Inventory	\$32,000	\$33,000	\$34,000	\$35,000	\$36,000	\$37,000	\$0	\$0	\$207,000
Bridge Maintenance and Structural Repair	82,000	85,000	89,000	94,000	99,000	104,000	0	0	553,000
Brown Road over Roaring Run	0	530,000	0	2,057,000	0	0	0	0	2,587,000
Cleaning and Painting of Bridge Structural Steel	246,000	258,000	271,000	284,000	298,000	313,000	0	0	1,670,000
Gaither Road over South Branch Patapsco	0	0	189,000	0	0	0	0	2,695,000	2,884,000
Hawks Hill Road over Little Pipe Creek Tributary	28,000	0	0	847,000	0	0	255,000	0	1,130,000
Hughes Shop Road Bridge over Bear Branch	0	0	703,000	0	0	0	1,698,000	0	2,401,000
McKinstry's Mill Road over Little Pipe Creek	0	0	0	480,000	0	2,090,800	0	0	2,570,800
McKinstry's Mill Road over Sams Creek	0	0	511,000	0	0	0	1,154,000	0	1,665,000
Old Kays Mill Road over Beaver Run	0	0	0	0	570,000	0	0	2,233,000	2,803,000
Patapsco Road over E. Branch Patapsco	603,000	1,532,000	0	0	0	0	0	0	2,135,000
Shepherds Mill over Little Pipe Creek	324,000	0	0	0	0	0	3,990,400	0	4,314,400
Stone Chapel Road over Little Pipe Creek	0	0	712,000	0	0	0	922,000	0	1,634,000
Upper Beckleysville Road over Murphy Run	580,000	1,096,000	0	0	0	0	0	0	1,676,000
BRIDGES TOTAL	\$1,895,000	\$3,534,000	\$2,509,000	\$3,797,000	\$1,003,000	\$2,544,800	\$8,019,400	\$4,928,000	\$28,230,200
SOURCES OF FUNDING:									
Transfer from General Fund	\$163,000	\$170,000	\$177,000	\$186,000	\$198,000	\$204,000	\$0	\$0	\$1,098,000
Property Tax	0	0	0	0	0	0	36,400	0	36,400
Bonds	64,800	950,600	547,800	1,509,100	114,000	575,400	1,782,480	1,331,900	6,876,080
Reallocated Bonds	264,600	0	0	0	0	0	0	0	264,600
Federal Highway/Bridge	1,402,600	2,413,400	1,784,200	2,101,900	691,000	1,765,400	6,200,520	3,596,100	19,955,120
BRIDGES TOTAL	\$1,895,000	\$3,534,000	\$2,509,000	\$3,797,000	\$1,003,000	\$2,544,800	\$8,019,400	\$4,928,000	\$28,230,200

Bridge Inspection and Inventory

Heidi K. Pepin, Management and Budget Project Coordinator (410) 386-2082

9684

This project provides ongoing funding for the inspection of 20 minor structures that do not qualify for use of Federal funds. Small structures are inspected every four years in the same manner as the 136 major County-maintained structures. This project includes hands-on field inspections of all 20 structures, as well as completion and submission of inspection reports, which summarize findings. Report recommendations are used to evaluate repairs and structure replacements.

	FY 23	FY 24	FY 25	FY 26	FY 27	FY 28	Prior Allocation	Balance to Complete	Total Project Cost
Engineering/Design	32,000	33,000	34,000	35,000	36,000	37,000			207,000
Land Acquisition									0
Site Work									0
Construction									0
Equipment/Furnishings									0
Other									0
EXPENDITURES									
TOTAL	32,000	33,000	34,000	35,000	36,000	37,000	0	0	207,000
SOURCES OF FUNDING									
Transfer from General Fund	32,000	33,000	34,000	35,000	36,000	37,000			207,000
Reallocated GF Transfer									0
Local Income Tax									0
Reallocated Local Income Tax									0
PROJECTED OPERATING IMPACTS	0	0	0	0	0	0			

Bridge Maintenance and Structural Repair

Heidi K. Pepin, Management and Budget Project Coordinator (410) 386-2082

9882

This project provides ongoing funding for preventative maintenance and small repairs to County-maintained bridges, including: deck joint replacements, structural steel repairs, concrete patching, stream channel stabilization, traffic barrier replacement, and approach roadway repairs. Several projects have been identified for the work types and are listed below.

Listed below are potential sites for a replacement bridge seal project:

CL 208 Baptist over Alloway Creek	CL 211 Bowers over Alloway Creek	CL 364 Adams Mill over Little Pipe Creek
CL 234 Hapes Mill over Big Pipe Creek	CL 262 Mayberry over Bear Branch River	CL 353 Patapsco over W. Branch Patapsco River
CL 266 Flickinger over Big Pipe Creek	CL 271 Arters Mill over Big Pipe Creek	CL 311 Morgan over S. Branch Patapsco River
CL 272 Halter over Big Pipe Creek	CL 310 Woodbine over S. Branch Patapsco River	

Listed below are potential sites for a concrete patching project:

CL 217 Stone over Silver Run	CL 310 Woodbine over S. Branch Patapsco River
CL 311 Morgan over S. Branch Patapsco River	CL 332 Marriottsville over S. Branch Patapsco River
CL 353 Patapsco over W. Branch Patapsco River	CL 373 Coon Club over E. Branch Patapsco River

	FY 23	FY 24	FY 25	FY 26	FY 27	FY 28	Prior Allocation	Balance to Complete	Total Project Cost
Engineering/Design									0
Land Acquisition									0
Site Work									0
Construction	82,000	85,000	89,000	94,000	99,000	104,000			553,000
Equipment/Furnishings									0
Other									0
EXPENDITURES									

TOTAL	82,000	85,000	89,000	94,000	99,000	104,000	0	0	553,000
--------------	---------------	---------------	---------------	---------------	---------------	----------------	----------	----------	----------------

SOURCES OF FUNDING									
Transfer from General Fund	82,000	85,000	89,000	94,000	99,000	104,000			553,000
Reallocated GF Transfer									0
Local Income Tax									0
Reallocated Local Income Tax									0

PROJECTED OPERATING IMPACTS									
	0	0	0	0	0	0			0

Brown Road over Roaring Run

Commissioner District: 2

Heidi K. Pepin, Management and Budget Project Coordinator (410) 386-2082

Proj #

Functional Classification: Rural Local
 Average Daily Traffic: 395
 Bridge Number: CL 346



This project provides planned funding to replace the three cell corrugated steel pipe culverts, located in the central eastern area of Carroll County, with a new structure. The type of replacement structure will be determined based on an alternatives analysis.

This project qualifies for Federal aid, which covers 80 percent of the engineering, inspection, and construction costs.

	FY 23	FY 24	FY 25	FY 26	FY 27	FY 28	Prior Allocation	Balance to Complete	Total Project Cost
Engineering/Design		530,000							530,000
Land Acquisition									0
Site Work				170,000					170,000
Construction				1,700,000					1,700,000
Equipment/Furnishings									0
Other				187,000					187,000
EXPENDITURES									

TOTAL	0	530,000	0	2,057,000	0	0	0	0	2,587,000
--------------	----------	----------------	----------	------------------	----------	----------	----------	----------	------------------

SOURCES OF FUNDING									
Transfer from General Fund									0
Reallocated GF Transfer									0
Bonds		106,000		566,100					672,100
Federal Highway/Bridge		424,000		1,490,900					1,914,900

PROJECTED OPERATING IMPACTS						
	0	0	0	0	0	0

Cleaning and Painting of Bridge Structural Steel

Heidi K. Pepin, Management and Budget Project Coordinator (410) 386-2082

9686

This project provides ongoing funding for cleaning and painting of bridge structural steel. Cleaning and painting slows deterioration and extends the useful life of steel structures. Funding is accumulated over several years to allow for completion of a larger project involving multiple structures.

Listed below are potential sites for the next project:

- CL 207 Baptist Road over Alloway Creek
- CL 208 Baptist Road over Alloway Creek
- CL 211 Bowers Road over Alloway Creek
- CL 262 Mayberry Road over Bear Branch
- CL 272 Halter Road over Big Pipe Creek
- CL 364 Adams Mill Road over Little Pipe Creek

This project qualifies for Federal aid, which covers 80 percent of the engineering, inspection, and construction costs.

	FY 23	FY 24	FY 25	FY 26	FY 27	FY 28	Prior Allocation	Balance to Complete	Total Project Cost
Engineering/Design	21,000	22,000	23,000	24,000	25,000	26,000			141,000
Land Acquisition									0
Site Work									0
Construction	225,000	236,000	248,000	260,000	273,000	287,000			1,529,000
Equipment/Furnishings									0
Other									0
EXPENDITURES									

TOTAL	246,000	258,000	271,000	284,000	298,000	313,000	0	0	1,670,000
--------------	----------------	----------------	----------------	----------------	----------------	----------------	----------	----------	------------------

SOURCES OF FUNDING									
Transfer from General Fund	49,000	52,000	54,000	57,000	63,000	63,000			338,000
Reallocated GF Transfer									0
Local Income Tax									0
Federal Highway/Bridge	197,000	206,000	217,000	227,000	235,000	250,000			1,332,000

PROJECTED OPERATING IMPACTS									
	0	0	0	0	0	0			0

Gaither Road over South Branch Patapsco

Commissioner Districts: 4 and 5

Heidi K. Pepin, Management and Budget Project Coordinator (410) 386-2082

8722

Functional Classification: Minor Collector
 Average Daily Traffic: 1,190
 Bridge Number: CL 313



This project provides planned funding to replace the steel truss bridge, located in southern Carroll County on the Howard County border, with a new structure. The type of replacement structure will be determined based on an alternatives analysis.

This project qualifies for Federal aid, which covers 80 percent of the engineering, inspection, and construction costs.

	FY 23	FY 24	FY 25	FY 26	FY 27	FY 28	Prior Allocation	Balance to Complete	Total Project Cost
Engineering/Design			189,000					270,000	459,000
Land Acquisition								5,000	5,000
Site Work								200,000	200,000
Construction								2,000,000	2,000,000
Equipment/Furnishings									0
Other								220,000	220,000
EXPENDITURES									

TOTAL	0	0	189,000	0	0	0	0	2,695,000	2,884,000
--------------	----------	----------	----------------	----------	----------	----------	----------	------------------	------------------

SOURCES OF FUNDING									
Transfer from General Fund									0
Bonds			37,800					721,000	758,800
Reallocated Bonds									0
Federal Highway/Bridge			151,200					1,974,000	2,125,200

PROJECTED OPERATING IMPACTS									
	0	0	0	0	0	0			

Hawks Hill Road over Little Pipe Creek Tributary

Commissioner District: 4

Heidi K. Pepin, Management and Budget Project Coordinator (410) 386-2082

8891

Functional Classification: Rural Local
 Average Daily Traffic: 253
 Bridge Number: CL 242



This project provides funding to replace the small bridge, located in western Carroll County near the Town of New Windsor. The existing structure is concrete encased steel beams on stone masonry abutments. The type of replacement structure will be determined based on an alternatives analysis. The structure width and waterway opening will be evaluated as part of the analysis. The structure is posted for weight limits.

This project does not qualify for Federal aid due to the overall length of the structure.

	FY 23	FY 24	FY 25	FY 26	FY 27	FY 28	Prior Allocation	Balance to Complete	Total Project Cost
Engineering/Design	28,000						250,000		278,000
Land Acquisition							5,000		5,000
Site Work				70,000					70,000
Construction				700,000					700,000
Equipment/Furnishings									0
Other				77,000					77,000
EXPENDITURES									

TOTAL	28,000	0	0	847,000	0	0	255,000	0	1,130,000
--------------	---------------	----------	----------	----------------	----------	----------	----------------	----------	------------------

SOURCES OF FUNDING									
Transfer from General Fund									0
Bonds				847,000			255,000		1,102,000
Reallocated Bonds	28,000								28,000
Federal Highway/Bridge									0

PROJECTED OPERATING IMPACTS									
	0	0	0	0	0	0			0

Hughes Shop Road Bridge over Bear Branch

Commissioner District: 3

Heidi K. Pepin, Management and Budget Project Coordinator (410) 386-2082

8332

Functional Classification: Local Roadway
 Average Daily Traffic: 3000
 Bridge Number: CL 264



This project provides planned funding to replace the existing bridge, located near Pleasant Valley, with a new structure.

This project qualifies for Federal Aid, which covers 80 percent of the engineering, inspection, and construction costs.

	FY 23	FY 24	FY 25	FY 26	FY 27	FY 28	Prior Allocation	Balance to Complete	Total Project Cost
Engineering/Design			263,000				287,000		550,000
Land Acquisition									0
Site Work			50,000				103,000		153,000
Construction			335,000				1,194,000		1,529,000
Equipment/Furnishings									0
Other			55,000				114,000		169,000
EXPENDITURES									

TOTAL	0	0	703,000	0	0	0	1,698,000	0	2,401,000
--------------	----------	----------	----------------	----------	----------	----------	------------------	----------	------------------

SOURCES OF FUNDING									
Transfer from General Fund									0
Property Tax							36,400		36,400
Bonds			186,100				303,200		489,300
Federal Highway/Bridge			516,900				1,358,400		1,875,300

PROJECTED OPERATING IMPACTS									
	0	0	0	0	0	0			

McKinstry's Mill Road over Little Pipe Creek

Commissioner District: 4

Heidi K. Pepin, Management and Budget Project Coordinator (410) 386-2082

Proj #

Functional Classification: Rural Local
 Average Daily Traffic: 338
 Bridge Number: CL 236



This project provides planned funding to replace the bridge, located in western Carroll County, east of the Town of Union Bridge, with a new structure. The type of replacement structure will be determined based on an alternatives analysis. The structure width and waterway opening will be evaluated as part of the analysis.

This project qualifies for Federal aid, which covers 80 percent of the engineering, inspection, and construction costs.

	FY 23	FY 24	FY 25	FY 26	FY 27	FY 28	Prior Allocation	Balance to Complete	Total Project Cost
Engineering/Design				480,000					480,000
Land Acquisition									0
Site Work						172,800			172,800
Construction						1,728,000			1,728,000
Equipment/Furnishings									0
Other						190,000			190,000
EXPENDITURES									
TOTAL	0	0	0	480,000	0	2,090,800	0	0	2,570,800
SOURCES OF FUNDING									
Transfer from General Fund									0
Bonds				96,000		575,400			671,400
Reallocated Bonds									0
Federal Highway/Bridge				384,000		1,515,400			1,899,400
PROJECTED OPERATING IMPACTS	0	0	0	0	0	0			

McKinstry's Mill Road over Sams Creek

Commissioner District: 4

Heidi K. Pepin, Management and Budget Project Coordinator (410) 386-2082

8323

Functional Classification: Rural Local
 Average Daily Traffic: 395
 Bridge Number: CL 243



This project provides planned funding to replace the existing bridge, located west of New Windsor on the Carroll/Frederick County line, with a new structure. The structure is posted for weight limits.

This project qualifies for Federal aid, which covers 80 percent of the engineering, inspection, and construction costs.

	FY 23	FY 24	FY 25	FY 26	FY 27	FY 28	Prior Allocation	Balance to Complete	Total Project Cost
Engineering/Design			270,000				280,000		550,000
Land Acquisition							7,000		7,000
Site Work			29,000				63,000		92,000
Construction			181,000				734,000		915,000
Equipment/Furnishings									0
Other			31,000				70,000		101,000
EXPENDITURES									

TOTAL	0	0	511,000	0	0	0	1,154,000	0	1,665,000
--------------	----------	----------	----------------	----------	----------	----------	------------------	----------	------------------

SOURCES OF FUNDING									
Transfer from General Fund									0
Bonds			128,500				230,800		359,300
Reallocated Bonds									0
Federal Highway/Bridge			382,500				923,200		1,305,700

PROJECTED OPERATING IMPACTS									
	0	0	0	0	0	0	0	0	0

Old Kays Mill Road over Beaver Run

Commissioner District: 2

Heidi K. Pepin, Management and Budget Project Coordinator (410) 386-2082

Proj #

Functional Classification: Rural Local
 Average Daily Traffic: 209
 Bridge Number: CL 344



This project provides planned funding to replace the three cell structural plate pipe culverts, located in the Finksburg area, with a new structure. The type of replacement structure will be determined based on an alternatives analysis. The structure is posted for weight limits.

This project qualifies for Federal aid, which covers 80 percent of the engineering, inspection, and construction costs.

	FY 23	FY 24	FY 25	FY 26	FY 27	FY 28	Prior Allocation	Balance to Complete	Total Project Cost
Engineering/Design					570,000				570,000
Land Acquisition									0
Site Work								180,000	180,000
Construction								1,850,000	1,850,000
Equipment/Furnishings									0
Other								203,000	203,000
EXPENDITURES									

TOTAL	0	0	0	0	570,000	0	0	2,233,000	2,803,000
--------------	----------	----------	----------	----------	----------------	----------	----------	------------------	------------------

SOURCES OF FUNDING									
Transfer from General Fund									0
Bonds					114,000			610,900	724,900
Reallocated Bonds									0
Federal Highway/Bridge					456,000			1,622,100	2,078,100

PROJECTED OPERATING IMPACTS									
	0	0	0	0	0	0			

Patapsco Road over E. Branch Patapsco

Commissioner District: 2

Heidi K. Pepin, Management and Budget Project Coordinator (410) 386-2082

8933

Functional Classification: Minor Collector
 Average Daily Traffic: 147
 Bridge Number: CL 351



This project provides funding to replace the structure, located in eastern Carroll County.

This project qualifies for Federal aid, which covers 80 percent of the engineering, inspection, and construction costs.

	FY 23	FY 24	FY 25	FY 26	FY 27	FY 28	Prior Allocation	Balance to Complete	Total Project Cost
Engineering/Design	603,000								603,000
Land Acquisition									0
Site Work		127,000							127,000
Construction		1,265,000							1,265,000
Equipment/Furnishings									0
Other		140,000							140,000
EXPENDITURES									

TOTAL	603,000	1,532,000	0	0	0	0	0	0	2,135,000
--------------	----------------	------------------	----------	----------	----------	----------	----------	----------	------------------

SOURCES OF FUNDING									
Transfer from General Fund									0
Bonds		542,600							542,600
Reallocated Bonds	120,600								120,600
Federal Highway/Bridge	482,400	989,400							1,471,800

PROJECTED OPERATING IMPACTS									
	0	0	0	0	0	0			0

Shepherds Mill over Little Pipe Creek

Commissioner District: 4

Heidi K. Pepin, Management and Budget Project Coordinator (410) 386-2082

8384

Functional Classification: Minor Collector
 Average Daily Traffic: 846
 Bridge Number: CL 245



This project, located east of Union Bridge, provides funding to replace the existing bridge. Additional funding in FY23 is for contractual inspection services.

This project qualifies for Federal aid funding, which will cover 80 percent of the engineering, inspection, and construction costs.

	FY 23	FY 24	FY 25	FY 26	FY 27	FY 28	Prior Allocation	Balance to Complete	Total Project Cost
Engineering/Design							250,000		250,000
Land Acquisition									0
Site Work							162,000		162,000
Construction							3,238,400		3,238,400
Equipment/Furnishings									0
Other	324,000						340,000		664,000
EXPENDITURES									

TOTAL	324,000	0	0	0	0	0	3,990,400	0	4,314,400
--------------	----------------	----------	----------	----------	----------	----------	------------------	----------	------------------

SOURCES OF FUNDING									
Transfer from General Fund									0
Property Tax									0
Bonds	64,800						798,080		862,880
Federal Highway/Bridge	259,200						3,192,320		3,451,520

PROJECTED OPERATING IMPACTS									
	0	0	0	0	0	0			0

Stone Chapel Road over Little Pipe Creek

Commissioner District: 3

Heidi K. Pepin, Management and Budget Project Coordinator (410) 386-2082

8588

Functional Classification: Urban Minor Collector
 Average Daily Traffic: 4000 vpd
 Bridge Number: CL 363



This project provides planned funding to rehabilitate the existing bridge, located outside of Westminster, near State Road MD 31. The scope of the rehabilitation will be determined during the preliminary engineering phase. The structure is posted for weight limits.

This project qualifies for Federal aid, which covers 80 percent of the engineering, inspection, and construction costs.

	FY 23	FY 24	FY 25	FY 26	FY 27	FY 28	Prior Allocation	Balance to Complete	Total Project Cost
Engineering/Design			20,000				530,000		550,000
Land Acquisition							7,000		7,000
Site Work			54,000				35,000		89,000
Construction			540,000				350,000		890,000
Equipment/Furnishings									0
Other			98,000						98,000
EXPENDITURES									

TOTAL	0	0	712,000	0	0	0	922,000	0	1,634,000
--------------	----------	----------	----------------	----------	----------	----------	----------------	----------	------------------

SOURCES OF FUNDING									
Transfer from General Fund									0
Bonds			195,400				195,400		390,800
Reallocated Bonds									0
Federal Highway/Bridge			516,600				726,600		1,243,200

PROJECTED OPERATING IMPACTS									
	0	0	0	0	0	0			

Upper Beckleysville Road over Murphy Run

Commissioner District: 2

Heidi K. Pepin, Management and Budget Project Coordinator (410) 386-2082

8934

Functional Classification: Urban Minor Collector
 Average Daily Traffic: 1600 vpd
 Bridge Number: CL 383



This project provides funding to replace the steel beam bridge, located in eastern Carroll County on the Baltimore County border, with a new structure. The type of replacement structure will be determined based on an alternatives analysis. The structure is posted for weight limits.

This project qualifies for Federal aid, which covers 80 percent of the engineering, inspection, and construction costs.

	FY 23	FY 24	FY 25	FY 26	FY 27	FY 28	Prior Allocation	Balance to Complete	Total Project Cost
Engineering/Design	580,000								580,000
Land Acquisition									0
Site Work		91,000							91,000
Construction		905,000							905,000
Equipment/Furnishings									0
Other		100,000							100,000
EXPENDITURES									

TOTAL	580,000	1,096,000	0	0	0	0	0	0	1,676,000
--------------	----------------	------------------	----------	----------	----------	----------	----------	----------	------------------

SOURCES OF FUNDING									
Transfer from General Fund									0
Bonds		302,000							302,000
Reallocated Bonds	116,000								116,000
Federal Highway/Bridge	464,000	794,000							1,258,000

PROJECTED OPERATING IMPACTS									
	0	0	0	0	0	0			0

RECREATION AND CULTURE

Overview of Recreation and Culture CIP

The Recreation and Parks portion of the FY 23 – 28 CIP provides facilities for passive (natural park areas) and active (ballfields) recreational opportunities. The primary sources of funding for recreation projects are Impact Fees and Program Open Space (POS) funding. Impact Fees are charged to developers of new homes in Carroll County to partially offset the cost of providing recreation facilities to serve those new homes. POS funding is provided as a portion of the State Real Estate Transfer Tax for the acquisition and development of park facilities. Projects include Recreation and Parks, and the Union Mills Homestead. These projects maintain County infrastructure and are funded primarily using Program Open Space dollars.

Funding is provided in the FY 23 – 28 CIP for design and the first phase of construction for property on Route 194 near Taneytown. Piney Run Park projects include paving and replacement of a seawall and launch area. Cape Horn Park projects include field lighting and replacement of waterless restrooms. New waterless restrooms are also planned at Sandymount Park and Hashawha.

Other projects include replacement of four tot lots, three pavilions, Sports Complex dugout improvements, and historical restoration of Union Mills Homestead waterwheel and flume.

The development of two trails is planned: one near Salt Box Park and one north of Taneytown.

Funding continues for Self-Help projects. These projects are cooperative ventures between local community groups and the County and enable the County's Recreation Councils to identify projects to enhance park facilities countywide.

For additional information on Recreation and Parks projects, please refer to the individual project pages.

COMMUNITY INVESTMENT PLAN FOR FISCAL YEARS 2023 TO 2028

	FY 23	FY 24	FY 25	FY 26	FY 27	FY 28	Prior Allocation	Balance To Complete	Total Project Cost
RECREATION AND CULTURE									
Cape Horn Park Field Lighting	\$600,000	\$0	\$0	\$0	\$0	\$0	\$0	\$0	\$600,000
Cape Horn Park Waterless Restrooms Replacement	0	294,000	0	0	0	0	0	0	294,000
Community Self-Help Projects	86,000	88,000	90,000	92,000	94,000	96,000	0	0	546,000
Freedom Park Paving and Pavilion Replacement	140,000	0	0	0	0	0	0	0	140,000
Gillis Falls Trail Phase II	0	0	655,000	0	0	0	0	0	655,000
Hashawha Waterless Restroom	0	0	0	0	0	140,000	0	0	140,000
Land Acquisition	335,000	342,000	348,000	355,000	362,000	370,000	0	0	2,112,000
Northwest Regional Park	305,000	0	0	0	0	830,000	0	0	1,135,000
Northwest Trail	0	400,000	700,000	0	0	0	0	0	1,100,000
Park Restoration	185,000	190,000	195,000	200,000	205,000	210,000	0	0	1,185,000
Pavilion Replacements	0	0	0	290,000	0	0	0	0	290,000
Piney Run Paving	0	264,000	0	0	0	0	0	0	264,000
Piney Run Seawall and Launch Replacement	277,000	0	0	0	0	0	0	0	277,000
Recreation and Parks Unallocated	111,000	0	0	0	0	0	0	0	111,000
Sandymount Park Waterless Restrooms	0	0	0	287,000	0	0	0	0	287,000
Sports Complex Dugout Improvements	0	0	0	0	268,000	0	0	0	268,000
Tot Lot Replacement	89,000	92,000	97,000	102,000	107,000	500,000	0	0	987,000
Town Fund	17,000	17,000	17,000	17,000	17,000	17,000	0	0	102,000
Union Mills Flume, Shaft, and Waterwheel Replacement	599,000	0	0	0	0	0	291,000	0	890,000
Union Mills Recreation Area	0	0	0	0	0	350,000	0	0	350,000
RECREATION AND CULTURE TOTAL	\$2,744,000	\$1,687,000	\$2,102,000	\$1,343,000	\$1,053,000	\$2,513,000	\$291,000	\$0	\$11,733,000
SOURCES OF FUNDING:									
Transfer from General Fund	\$399,600	\$360,000	\$341,700	\$376,900	\$353,500	\$422,000	\$0	\$0	\$2,253,700
Bonds	599,000	0	0	0	0	0	195,000	0	794,000
Impact Fee - Parks	236,047	110,000	430,000	0	0	275,000	0	0	1,051,047
Reallocated Impact Fee - Parks	63,953	0	0	0	0	0	0	0	63,953
Program Open Space	909,400	1,217,000	1,330,300	966,100	699,500	1,816,000	0	0	6,938,300
State	500,000	0	0	0	0	0	0	0	500,000
State Miscellaneous Grants	0	0	0	0	0	0	96,000	0	96,000
RECREATION AND CULTURE TOTAL	\$2,744,000	\$1,687,000	\$2,102,000	\$1,343,000	\$1,053,000	\$2,513,000	\$291,000	\$0	\$11,733,000

Cape Horn Park Field Lighting

Commissioner District: 1

Ashleigh Smith, Senior Management and Budget Analyst (410) 386-2082

8937

This project provides funding to add lighting fixtures to two athletic fields at Cape Horn Park, located on Cape Horn Road in Hampstead.

Project is contingent on State funding.

Operating impacts include electricity.

	FY 23	FY 24	FY 25	FY 26	FY 27	FY 28	Prior Allocation	Balance to Complete	Total Project Cost
Engineering/Design	27,500								27,500
Land Acquisition									0
Site Work									0
Construction	525,000								525,000
Equipment/Furnishings									0
Other	47,500								47,500
EXPENDITURES									
TOTAL	600,000	0	0	0	0	0	0	0	600,000
SOURCES OF FUNDING									
Impact Fee - Parks	176,047								176,047
Reallocated Impact Fee - Parks	63,953								63,953
Program Open Space									0
State	360,000								360,000
PROJECTED OPERATING IMPACTS	0	2,380	2,450	2,530	2,600	2,730			

Cape Horn Park Waterless Restrooms Replacement

Commissioner District: 1

Ashleigh Smith, Senior Management and Budget Analyst (410) 386-2082

Proj #

This project provides planned funding to purchase and install replacement waterless restrooms at Cape Horn Park, located on Cape Horn Road in Hampstead.

Project is contingent on State funding.

Operating impacts include maintenance.

	FY 23	FY 24	FY 25	FY 26	FY 27	FY 28	Prior Allocation	Balance to Complete	Total Project Cost
Engineering/Design		18,000							18,000
Land Acquisition									0
Site Work									0
Construction		264,000							264,000
Equipment/Furnishings									0
Other		12,000							12,000
EXPENDITURES									
TOTAL	0	294,000	0	0	0	0	0	0	294,000
SOURCES OF FUNDING									
Transfer from General Fund		29,400							29,400
Impact Fee - Parks									0
Program Open Space		264,600							264,600
Reallocated Program Open Space									0
PROJECTED OPERATING IMPACTS	0	0	1,520	1,570	1,620	1,670			

Community Self-Help Projects

Ashleigh Smith, Senior Management and Budget Analyst (410) 386-2082

9735

This project provides ongoing funding for the Self-Help program in an effort to create community interest and involvement in recreational facilities throughout Carroll County. It enables communities to accomplish recreational projects approved by the Recreation and Parks Advisory Board and Board of County Commissioners. Individual projects may not exceed \$25,000 and can receive up to 75% funding from Community Self-Help, up to 85% if it includes volunteer labor. The remaining cost of the project is provided by the community.

	FY 23	FY 24	FY 25	FY 26	FY 27	FY 28	Prior Allocation	Balance to Complete	Total Project Cost
Engineering/Design									0
Land Acquisition									0
Site Work									0
Construction	86,000	88,000	90,000	92,000	94,000	96,000			546,000
Equipment/Furnishings									0
Other									0
EXPENDITURES									

TOTAL	86,000	88,000	90,000	92,000	94,000	96,000	0	0	546,000
--------------	---------------	---------------	---------------	---------------	---------------	---------------	----------	----------	----------------

SOURCES OF FUNDING									
Transfer from General Fund	86,000	88,000	90,000	92,000	94,000	96,000			546,000
Impact Fee - Parks									0
Program Open Space									0
Reallocated Program Open Space									0

PROJECTED OPERATING IMPACTS									
	0	0	0	0	0	0			

Freedom Park Paving and Pavilion Replacement

Commissioner District: 5

Ashleigh Smith, Senior Management and Budget Analyst (410) 386-2082

8938

This project provides funding for paving of 30 parking spaces and a pavilion replacement at Freedom Park, located off of Raincliffe Road in Sykesville.

Project is contingent on State funding.

	FY 23	FY 24	FY 25	FY 26	FY 27	FY 28	Prior Allocation	Balance to Complete	Total Project Cost
Engineering/Design									0
Land Acquisition									0
Site Work									0
Construction	140,000								140,000
Equipment/Furnishings									0
Other									0
EXPENDITURES									
TOTAL	140,000	0	0	0	0	0	0	0	140,000
SOURCES OF FUNDING									
Transfer from General Fund									0
Impact Fee - Parks									0
Program Open Space									0
State	140,000								140,000
PROJECTED OPERATING IMPACTS	0	0	0	0	0	0			

Gillis Falls Trail Phase II

Commissioner District: 4

Ashleigh Smith, Senior Management and Budget Analyst (410) 386-2082

Proj #

This project provides planned funding for a new parking lot and approximately a mile and half of stone dust trail, beginning at Salt Box Park to Gillis Road in Woodbine.

Project is contingent on State funding.

Operating impacts include maintenance.

	FY 23	FY 24	FY 25	FY 26	FY 27	FY 28	Prior Allocation	Balance to Complete	Total Project Cost
Engineering/Design			75,000						75,000
Land Acquisition									0
Site Work									0
Construction			540,000						540,000
Equipment/Furnishings									0
Other			40,000						40,000
EXPENDITURES									
TOTAL	0	0	655,000	0	0	0	0	0	655,000
SOURCES OF FUNDING									
Transfer from General Fund									0
Impact Fee - Parks			175,000						175,000
Program Open Space			480,000						480,000
Reallocated Program Open Space									0
PROJECTED OPERATING IMPACTS	0	0	0	9,000	9,270	9,548			

Hashawha Waterless Restroom

Commissioner Districts: 1 and 3

Ashleigh Smith, Senior Management and Budget Analyst (410) 386-2082

Proj #

This project provides planned funding to install a new waterless restroom at Hashawha Environmental Center, located on Route 97, north of Westminster.

Project is contingent on State funding.

Operating impacts, beginning outside the plan, include maintenance.

	FY 23	FY 24	FY 25	FY 26	FY 27	FY 28	Prior Allocation	Balance to Complete	Total Project Cost
Engineering/Design						3,000			3,000
Land Acquisition									0
Site Work									0
Construction						130,000			130,000
Equipment/Furnishings									0
Other						7,000			7,000
EXPENDITURES									
TOTAL	0	0	0	0	0	140,000	0	0	140,000
SOURCES OF FUNDING									
Transfer from General Fund						14,000			14,000
Impact Fee - Parks									0
Program Open Space						126,000			126,000
Reallocated Program Open Space									0
PROJECTED OPERATING IMPACTS	0	0	0	0	0	0			

Land Acquisition

Ashleigh Smith, Senior Management and Budget Analyst (410) 386-2082

8233

This project provides ongoing funding for the required 25% Program Open Space allocation for land acquisition projects. Projects must be consistent with the goals of the local Land Preservation Parks and Recreation Plan (LPPRP) and Program Open Space Annual Program. Funding is included in this project for future acquisitions and has not been allocated to specific projects.

	FY 23	FY 24	FY 25	FY 26	FY 27	FY 28	Prior Allocation	Balance to Complete	Total Project Cost
Engineering/Design									0
Land Acquisition	335,000	342,000	348,000	355,000	362,000	370,000			2,112,000
Site Work									0
Construction									0
Equipment/Furnishings									0
Other									0
EXPENDITURES									

TOTAL	335,000	342,000	348,000	355,000	362,000	370,000	0	0	2,112,000
--------------	----------------	----------------	----------------	----------------	----------------	----------------	----------	----------	------------------

SOURCES OF FUNDING									
Transfer from General Fund									0
Impact Fee - Parks									0
Program Open Space	335,000	342,000	348,000	355,000	362,000	370,000			2,112,000
Reallocated Program Open Space									0

PROJECTED OPERATING IMPACTS									
	0	0	0	0	0	0			0

Northwest Regional Park

Commissioner District: 1

Ashleigh Smith, Senior Management and Budget Analyst (410) 386-2082

8935

This project provides funding to develop a Master Plan for a 145-acre site, located off of Route 194, north of Taneytown. Funding in FY 23 is also included for design once the Master Plan is complete. Planned funding in FY 28 will start the first phase of construction. Additional phases of construction will be included outside of the plan.

Project is contingent on State funding.

Operating impacts, beginning outside of the plan, include maintenance.

	FY 23	FY 24	FY 25	FY 26	FY 27	FY 28	Prior Allocation	Balance to Complete	Total Project Cost
Engineering/Design	305,000					120,000			425,000
Land Acquisition									0
Site Work									0
Construction						670,000			670,000
Equipment/Furnishings									0
Other						40,000			40,000
EXPENDITURES									
TOTAL	305,000	0	0	0	0	830,000	0	0	1,135,000
SOURCES OF FUNDING									
Transfer from General Fund									0
Impact Fee - Parks	60,000					275,000			335,000
Program Open Space	245,000					555,000			800,000
Reallocated Program Open Space									0
PROJECTED OPERATING IMPACTS	0	0	0	0	0	0			

Northwest Trail

Commissioner District: 1

Ashleigh Smith, Senior Management and Budget Analyst (410) 386-2082

Proj #

This project provides planned funding for the design and construction of a five-mile trail from Taneytown to the Pennsylvania state line.

Project is contingent on State funding.

Operating impacts include maintenance.

	FY 23	FY 24	FY 25	FY 26	FY 27	FY 28	Prior Allocation	Balance to Complete	Total Project Cost
Engineering/Design		70,000							70,000
Land Acquisition									0
Site Work									0
Construction		330,000	700,000						1,030,000
Equipment/Furnishings									0
Other									0
EXPENDITURES									
TOTAL	0	400,000	700,000	0	0	0	0	0	1,100,000
SOURCES OF FUNDING									
Transfer from General Fund			30,000						30,000
Impact Fee - Parks		110,000	255,000						365,000
Program Open Space		290,000	415,000						705,000
Reallocated Program Open Space									0
PROJECTED OPERATING IMPACTS	0	0	0	16,880	17,390	17,910			

Park Restoration

Ashleigh Smith, Senior Management and Budget Analyst (410) 386-2082

8232

This project provides ongoing funding for maintenance and renovation projects at County park sites. Listed below are planned projects:

- Sports Complex Pavilion Roof Replacement
- Freedom Park Pavilion Replacement
- Freedom Park Parking Lot Paving
- Hashawha Wetland Boardwalk Repairs
- Sandymount Storage Building Renovation
- Cherrytown Road Parking Lot Paving

	FY 23	FY 24	FY 25	FY 26	FY 27	FY 28	Prior Allocation	Balance to Complete	Total Project Cost
Engineering/Design									0
Land Acquisition									0
Site Work									0
Construction	185,000	190,000	195,000	200,000	205,000	210,000			1,185,000
Equipment/Furnishings									0
Other									0
EXPENDITURES									

TOTAL	185,000	190,000	195,000	200,000	205,000	210,000	0	0	1,185,000
--------------	----------------	----------------	----------------	----------------	----------------	----------------	----------	----------	------------------

SOURCES OF FUNDING									
Transfer from General Fund	185,000	190,000	195,000	200,000	205,000	210,000			1,185,000
Impact Fee - Parks									0
Program Open Space									0
Reallocated Program Open Space									0

PROJECTED OPERATING IMPACTS									
	0	0	0	0	0	0			0

Pavilion Replacements

Ashleigh Smith, Senior Management and Budget Analyst (410) 386-2082

Proj #

This project provides planned funding for three replacement pavilions at Freedom Park, Piney Run Park, and North Carroll Community Pond.

Project is contingent on State funding.

	FY 23	FY 24	FY 25	FY 26	FY 27	FY 28	Prior Allocation	Balance to Complete	Total Project Cost
Engineering/Design									0
Land Acquisition									0
Site Work									0
Construction				290,000					290,000
Equipment/Furnishings									0
Other									0
EXPENDITURES									
TOTAL	0	0	0	290,000	0	0	0	0	290,000
SOURCES OF FUNDING									
Transfer from General Fund				29,000					29,000
Impact Fee - Parks									0
Reallocated Impact Fee - Parks									0
Program Open Space				261,000					261,000
PROJECTED OPERATING IMPACTS	0	0	0	0	0	0			

Piney Run Paving

Commissioner District: 4

Ashleigh Smith, Senior Management and Budget Analyst (410) 386-2082

Proj #

This project provides planned funding for 64,000 square feet of paving at the park entrance and north parking lot. Piney Run Park is located on Martz Road in Sykesville.

Project is contingent on State funding.

	FY 23	FY 24	FY 25	FY 26	FY 27	FY 28	Prior Allocation	Balance to Complete	Total Project Cost
Engineering/Design		16,000							16,000
Land Acquisition									0
Site Work									0
Construction		235,000							235,000
Equipment/Furnishings									0
Other		13,000							13,000
EXPENDITURES									
TOTAL	0	264,000	0	0	0	0	0	0	264,000
SOURCES OF FUNDING									
Transfer from General Fund		26,400							26,400
Impact Fee - Parks									0
Program Open Space		237,600							237,600
Reallocated Program Open Space									0
PROJECTED OPERATING IMPACTS	0	0	0	0	0	0			

Piney Run Seawall and Launch Replacement

Commissioner District: 4

Ashleigh Smith, Senior Management and Budget Analyst (410) 386-2082

8936

This project provides funding to replace the aging wooden seawall and boat launch, located in Piney Run Park on Martz Road in Sykesville.

Project is contingent on State funding.

	FY 23	FY 24	FY 25	FY 26	FY 27	FY 28	Prior Allocation	Balance to Complete	Total Project Cost
Engineering/Design	17,500								17,500
Land Acquisition									0
Site Work									0
Construction	246,000								246,000
Equipment/Furnishings									0
Other	13,500								13,500
EXPENDITURES									
TOTAL	277,000	0	0	0	0	0	0	0	277,000
SOURCES OF FUNDING									
Transfer from General Fund	27,700								27,700
Impact Fee - Parks									0
Program Open Space	249,300								249,300
Reallocated Program Open Space									0
PROJECTED OPERATING IMPACTS	0	0	0	0	0	0			

Recreation and Parks Unallocated

Ashleigh Smith, Senior Management and Budget Analyst (410) 386-2082

9139

This project provides a source of funding in the event a capital project needs funds to cover costs over budget, unanticipated expenses, or emergencies. The Unallocated project is similar in nature to the Reserve for Contingencies in the General Fund. Any transfers from this project must be approved by the Board of County Commissioners through a Capital Budget Resolution.

	FY 23	FY 24	FY 25	FY 26	FY 27	FY 28	Prior Allocation	Balance to Complete	Total Project Cost
Engineering/Design									0
Land Acquisition									0
Site Work									0
Construction									0
Equipment/Furnishings									0
Other	111,000								111,000
EXPENDITURES									
TOTAL	111,000	0	0	0	0	0	0	0	111,000
SOURCES OF FUNDING									
Transfer from General Fund	75,000								75,000
Reallocated GF Transfer	36,000								36,000
Local Income Tax									0
Reallocated Local Income Tax									0
PROJECTED OPERATING IMPACTS	0	0	0	0	0	0			

Sandymount Park Waterless Restrooms

Commissioner District: 2

Ashleigh Smith, Senior Management and Budget Analyst (410) 386-2082

Proj #

This project provides planned funding to purchase and install new waterless restrooms at Sandymount Park, located on Old Westminster Pike in Finksburg.

Project is contingent on State funding.

Operating impacts include maintenance.

	FY 23	FY 24	FY 25	FY 26	FY 27	FY 28	Prior Allocation	Balance to Complete	Total Project Cost
Engineering/Design				5,000					5,000
Land Acquisition									0
Site Work									0
Construction				87,000					87,000
Equipment/Furnishings				181,000					181,000
Other				14,000					14,000
EXPENDITURES									
TOTAL	0	0	0	287,000	0	0	0	0	287,000
SOURCES OF FUNDING									
Transfer from General Fund				28,700					28,700
Impact Fee - Parks									0
Program Open Space				258,300					258,300
Reallocated Program Open Space									0
PROJECTED OPERATING IMPACTS	0	0	0	0	0	1,670			

Sports Complex Dugout Improvements

Commissioner Districts: 1 and 3

Ashleigh Smith, Senior Management and Budget Analyst (410) 386-2082

Proj #

This project provides planned funding to install new shade structures, concrete pads and replacement benches for five ballfield dugouts at Carroll County Sports Complex, located on Route 97, north of Westminster. The shade structures consist of removable sail cloth supported by steel posts and cabling.

Project is contingent on State funding.

	FY 23	FY 24	FY 25	FY 26	FY 27	FY 28	Prior Allocation	Balance to Complete	Total Project Cost
Engineering/Design					20,000				20,000
Land Acquisition									0
Site Work									0
Construction					235,000				235,000
Equipment/Furnishings									0
Other					13,000				13,000
EXPENDITURES									
TOTAL	0	0	0	0	268,000	0	0	0	268,000
SOURCES OF FUNDING									
Transfer from General Fund					26,800				26,800
Impact Fee - Parks									0
Program Open Space					241,200				241,200
Reallocated Program Open Space									0
PROJECTED OPERATING IMPACTS	0	0	0	0	0	0			

Tot Lot Replacement

Ashleigh Smith, Senior Management and Budget Analyst (410) 386-2082

9925

This project provides ongoing funding to replace tot lots. The cost includes installation of the tot lot structure, border, and safety surfacing. In FY 28, additional funding is included for Westminster Community Pond. Listed below are planned projects:

- Salt Box
- Double Pipe Creek
- Sports Complex
- Westminster Community Pond

Project is contingent on State funding.

	FY 23	FY 24	FY 25	FY 26	FY 27	FY 28	Prior Allocation	Balance to Complete	Total Project Cost
Engineering/Design									0
Land Acquisition									0
Site Work									0
Construction	89,000	92,000	97,000	102,000	107,000	500,000			987,000
Equipment/Furnishings									0
Other									0
EXPENDITURES									

TOTAL	89,000	92,000	97,000	102,000	107,000	500,000	0	0	987,000
--------------	---------------	---------------	---------------	----------------	----------------	----------------	----------	----------	----------------

SOURCES OF FUNDING									
Transfer from General Fund	8,900	9,200	9,700	10,200	10,700	50,000			98,700
Impact Fee - Parks									0
Program Open Space	80,100	82,800	87,300	91,800	96,300	450,000			888,300
Reallocated Program Open Space									0

PROJECTED OPERATING IMPACTS									
	0	0	0	0	0	0			0

Town Fund

Ashleigh Smith, Senior Management and Budget Analyst (410) 386-2082

9736

This project provides ongoing funding to the eight towns within the County as a five percent match to Program Open Space (POS) projects. Every year since the early 1970s, the State has made POS funds available to the towns for development of municipal parks. Up to 90% of the cost of the municipal projects may be reimbursed through POS funding. The County contribution shown below is to cover 5% of the approved municipal projects. The remaining 5%, as well as any cost overruns, are the responsibility of the towns.

	FY 23	FY 24	FY 25	FY 26	FY 27	FY 28	Prior Allocation	Balance to Complete	Total Project Cost
Engineering/Design									0
Land Acquisition									0
Site Work									0
Construction	17,000	17,000	17,000	17,000	17,000	17,000			102,000
Equipment/Furnishings									0
Other									0
EXPENDITURES									
TOTAL	17,000	17,000	17,000	17,000	17,000	17,000	0	0	102,000
SOURCES OF FUNDING									
Transfer from General Fund	17,000	17,000	17,000	17,000	17,000	17,000			102,000
Impact Fee - Parks									0
Program Open Space									0
Reallocated Program Open Space									0
PROJECTED OPERATING IMPACTS	0	0	0	0	0	0			

Union Mills Flume, Shaft, and Waterwheel Replacement

Commissioner District: 1

Ashleigh Smith, Senior Management and Budget Analyst (410) 386-2082

8776

This project provides funding to replace the flume, waterwheel, and waterwheel shaft at Union Mills Homestead, located on Route 97, north of Westminster. The Prior Allocation is for purchase of the waterwheel shaft.

	FY 23	FY 24	FY 25	FY 26	FY 27	FY 28	Prior Allocation	Balance to Complete	Total Project Cost
Engineering/Design	65,000						25,000		90,000
Land Acquisition									0
Site Work									0
Construction							140,000		140,000
Equipment/Furnishings	419,000						96,000		515,000
Other	115,000						30,000		145,000
EXPENDITURES									
TOTAL	599,000	0	0	0	0	0	291,000	0	890,000
SOURCES OF FUNDING									
Transfer from General Fund									0
Bonds	599,000						195,000		794,000
Reallocated Bonds									0
State Miscellaneous Grants							96,000		96,000
PROJECTED OPERATING IMPACTS	0	0	0	0	0	0			

Union Mills Recreation Area

Commissioner Districts: 1 and 3

Ashleigh Smith, Senior Management and Budget Analyst (410) 386-2082

Proj #

This project provides planned funding to develop a Master Plan for over 1000 acres of land surrounding and including Hashahawha Environmental Center, Sports Complex, and Bear Branch Nature Center, located on Route 97, north of Westminster.

Project is contingent on State funding.

	FY 23	FY 24	FY 25	FY 26	FY 27	FY 28	Prior Allocation	Balance to Complete	Total Project Cost
Engineering/Design						350,000			350,000
Land Acquisition									0
Site Work									0
Construction									0
Equipment/Furnishings									0
Other									0
EXPENDITURES									
TOTAL	0	0	0	0	0	350,000	0	0	350,000
SOURCES OF FUNDING									
Transfer from General Fund						35,000			35,000
Impact Fee - Parks									0
Program Open Space						315,000			315,000
Reallocated Program Open Space									0
PROJECTED OPERATING IMPACTS	0	0	0	0	0	0			

GENERAL GOVERNMENT

Overview of General Government CIP

The General Government portion of the Community Investment Plan (CIP) addresses capital projects that do not specifically fit in one of the other five categories: Recreation and Parks, Public Works, Public Schools, Conservation and Open Space, and Enterprise Funds. General Government projects are typically related to Public Safety, Carroll Community College, Carroll County Public Library, Sheriff's Office, Board of Elections, Technology Services, Senior Centers, and other County facilities.

Included is ongoing funding for technology improvements for County Government and Carroll County Public Library. Systemic improvements, replacements, and renovations for County facilities, including generators, roofs, HVAC components, and parking lots are included.

Carroll Community College projects include technology improvements, and fire alarm, boiler, chiller replacements, and installation of a turf field.

Funding is provided for the Piney Run Dam Rehabilitation to bring the dam up to safety and performance standards required by the State.

Ongoing funding is provided for Public Safety emergency communication radios, as well as for regional water supply infrastructure to support firefighting operations. Funding is provided for a Circuit and Microwave Network Replacement project to replace part of existing radio communication infrastructure.

Other projects include construction of a headquarters for the Sheriff's Office, a replacement pavilion at the Farm Museum, and renovation projects at the Courthouse Annex and Sheriff's Office Patrol Area in the Detention Center.

For additional information on General Government projects, please refer to the individual project pages.

COMMUNITY INVESTMENT PLAN FOR FISCAL YEARS 2023 TO 2028

	FY 23	FY 24	FY 25	FY 26	FY 27	FY 28	Prior Allocation	Balance To Complete	Total Project Cost
GENERAL GOVERNMENT									
Carroll Community College Systemic Renovations	\$6,238,000	\$0	\$0	\$0	\$0	\$0	\$5,744,000	\$0	\$11,982,000
Carroll Community College Technology	350,000	350,000	0	0	0	0	2,100,000	0	2,800,000
Carroll Community College Turf Field	2,400,000	0	0	0	0	0	0	0	2,400,000
Charles Carroll Gymnasium and Community Center	0	0	0	0	0	0	7,350,000	0	7,350,000
County Building Systemic Renovations	1,495,000	973,000	1,022,000	1,073,000	1,127,000	1,183,000	0	0	6,873,000
County Technology	1,368,000	1,368,000	1,409,000	1,451,000	1,495,000	1,540,000	0	0	8,631,000
Courthouse Annex Renovation	0	139,000	1,167,000	0	0	0	154,574	0	1,460,574
Farm Museum Pavilion Replacement	575,000	0	0	0	0	0	0	0	575,000
Fleet Lift Replacements	0	230,000	0	0	265,000	0	0	0	495,000
General Government Unallocated	5,000,000	0	0	0	0	0	0	0	5,000,000
Generator Replacement	146,000	153,000	161,000	170,000	179,000	188,000	0	0	997,000
Health Department Storage Building	365,000	0	0	0	0	0	0	0	365,000
Infrastructure Reserve	3,000,000	0	0	0	0	0	0	0	3,000,000
Library Technology	1,182,480	100,000	100,000	100,000	100,000	100,000	0	0	1,682,480
Parking Lot Overlays	367,000	436,000	222,000	233,000	245,000	257,000	0	0	1,760,000
Payroll/Human Resources System Replacement	100,000	0	0	0	0	0	1,000,000	0	1,100,000
Piney Run Dam Rehabilitation	1,475,000	0	0	6,025,000	0	0	0	0	7,500,000
Public Safety Emergency Communication Radios	974,000	900,000	680,800	701,000	722,000	758,100	0	0	4,735,900
Public Safety Radio Circuit and Microwave Network Replacement	1,200,000	2,800,000	0	0	0	0	0	0	4,000,000
Public Safety Regional Water Supply	0	157,500	0	165,500	0	173,900	0	0	496,900
Sheriff's Office - Headquarters	8,450,000	21,900,000	0	0	0	0	0	0	30,350,000
Sheriff's Office - Patrol Area Renovation	0	0	120,000	1,300,000	0	0	0	0	1,420,000
GENERAL GOVERNMENT TOTAL	\$34,685,480	\$29,506,500	\$4,881,800	\$11,218,500	\$4,133,000	\$4,200,000	\$16,348,574	\$0	\$104,973,854
SOURCES OF FUNDING:									
Transfer from General Fund	\$23,931,480	\$5,954,000	\$2,411,800	\$2,485,000	\$2,562,000	\$2,655,100	\$2,100,000	\$0	\$42,099,380
Reallocated GF Transfer	100,000	0	0	0	0	0	1,000,000	0	1,100,000
Bonds	3,843,825	23,552,500	2,470,000	4,817,500	1,571,000	1,544,900	6,818,574	0	44,618,299
Reallocated Bonds	(900,825)	0	0	0	0	0	3,200,000	0	2,299,175
MD Higher Education Commission	3,119,000	0	0	0	0	0	2,980,000	0	6,099,000
State Miscellaneous Grants	3,250,000	0	0	0	0	0	250,000	0	3,500,000
US Department of Agriculture	1,342,000	0	0	3,916,000	0	0	0	0	5,258,000
GENERAL GOVERNMENT TOTAL	\$34,685,480	\$29,506,500	\$4,881,800	\$11,218,500	\$4,133,000	\$4,200,000	\$16,348,574	\$0	\$104,973,854

Carroll Community College Systemic Renovations

Commissioner District: 3

Heidi K. Pepin, Management and Budget Project Coordinator (410) 386-2082

8517

This project provides funding for systemic improvements to Carroll Community College facilities including building envelope restoration, fire alarm, and boiler and chiller replacements. It is anticipated the State will provide approximately half of the total funding for this project.

The Prior Allocation is for design, restoration of the building envelope, and fire alarm replacement. Listed below are projects in priority order:

- Honeywell Control systems upgrades
- Fire Alarm upgrades
- Main/"A" Building boiler replacements
- Chiller replacements
- Main/ "A" Building Roof Replacement
- Exterior Building Renovations

	FY 23	FY 24	FY 25	FY 26	FY 27	FY 28	Prior Allocation	Balance to Complete	Total Project Cost
Engineering/Design							442,000		442,000
Land Acquisition									0
Site Work									0
Construction	6,238,000						5,302,000		11,540,000
Equipment/Furnishings									0
Other									0
EXPENDITURES									

TOTAL	6,238,000	0	0	0	0	0	5,744,000	0	11,982,000
--------------	------------------	----------	----------	----------	----------	----------	------------------	----------	-------------------

SOURCES OF FUNDING									
Transfer from General Fund									0
Bonds	1,119,000						2,764,000		3,883,000
Reallocated Bonds	2,000,000								2,000,000
MD Higher Education Commission	3,119,000						2,980,000		6,099,000

PROJECTED OPERATING IMPACTS									
	0	0	0	0	0	0			

Carroll Community College Technology

Commissioner District: 3

Heidi K. Pepin, Management and Budget Project Coordinator (410) 386-2082

9782

This project provides funding for the systematic replacement of laboratory computers and classroom technology used at Carroll Community College, located on Washington Road in Westminster. Funding in FY 23 - 24 is intended to match private funds raised by the Carroll Community College Foundation.

	FY 23	FY 24	FY 25	FY 26	FY 27	FY 28	Prior Allocation	Balance to Complete	Total Project Cost
Engineering/Design									0
Land Acquisition									0
Site Work									0
Construction									0
Equipment/Furnishings	350,000	350,000					2,100,000		2,800,000
Other									0
EXPENDITURES									

TOTAL	350,000	350,000	0	0	0	0	2,100,000	0	2,800,000
--------------	----------------	----------------	----------	----------	----------	----------	------------------	----------	------------------

SOURCES OF FUNDING									
Transfer from General Fund	350,000	350,000					2,100,000		2,800,000
Reallocated GF Transfer									0
Local Income Tax									0
Reallocated Local Income Tax									0

PROJECTED OPERATING IMPACTS									
	0	0	0	0	0	0			

Carroll Community College Turf Field

Commissioner District: 3

Heidi K. Pepin, Management and Budget Project Coordinator (410) 386-2082

8945

This project provides funding for a turf field at Carroll Community College, located on Washington Road in Westminster.

Operating impacts include utilities and maintenance.

	FY 23	FY 24	FY 25	FY 26	FY 27	FY 28	Prior Allocation	Balance to Complete	Total Project Cost
Engineering/Design	500,000								500,000
Land Acquisition									0
Site Work									0
Construction	1,900,000								1,900,000
Equipment/Furnishings									0
Other									0
EXPENDITURES									
TOTAL	2,400,000	0	0	0	0	0	0	0	2,400,000
SOURCES OF FUNDING									
Transfer from General Fund	2,400,000								2,400,000
Reallocated GF Transfer									0
Bonds									0
Reallocated Bonds									0
PROJECTED OPERATING IMPACTS		100,000	103,000	106,090	109,270	112,550			

Charles Carroll Gymnasium and Community Center

Commissioner District: 1

Heidi K. Pepin, Management and Budget Project Coordinator (410) 386-2082

8727

This project provides funding for the construction of a 13,680 square foot building to include a gymnasium and community center on the site formerly known as Charles Carroll Elementary, located on Littlestown Pike. The Prior Allocation provided for demolition of the original building and construction of a 12,000 square foot community center.

Funding in FY 23 is to restore bonds transferred from the Water Development project in FY 22.

	FY 23	FY 24	FY 25	FY 26	FY 27	FY 28	Prior Allocation	Balance to Complete	Total Project Cost
Engineering/Design									0
Land Acquisition									0
Site Work							925,000		925,000
Construction							6,240,000		6,240,000
Equipment/Furnishings							185,000		185,000
Other									0
EXPENDITURES									
TOTAL	0	0	0	0	0	0	7,350,000	0	7,350,000
SOURCES OF FUNDING									
Transfer from General Fund	3,200,000								3,200,000
Bonds							3,900,000		3,900,000
Reallocated Bonds	(3,200,000)						3,200,000		0
State Miscellaneous Grants							250,000		250,000
PROJECTED OPERATING IMPACTS	0	0	0	0	0	0			

County Building Systemic Renovations

Heidi K. Pepin, Management and Budget Project Coordinator (410) 386-2082

9954

This project provides ongoing funding for systemic replacements and improvements to County facilities including roofing, heating, ventilation, and air conditioning systems. Listed below are planned projects:

- CCC Bathroom Fixture and Theater Seating
- County Office Building Controls and AHU
- Mt. Airy Library and Senior Center Boilers
- New Windsor Data Center HVAC
- Courthouse Sewer Pumps
- County Office Building Elevator Replacement
- Farm Museum Sewer Pump
- Westminster Library Rectory Office Roof and Gutters
- County Office Building Roof
- Citizen Services Elevator Replacement
- Courthouse Annex New Section Roof
- Safe Haven Roof

	FY 23	FY 24	FY 25	FY 26	FY 27	FY 28	Prior Allocation	Balance to Complete	Total Project Cost
Engineering/Design									0
Land Acquisition									0
Site Work									0
Construction	1,495,000	973,000	1,022,000	1,073,000	1,127,000	1,183,000			6,873,000
Equipment/Furnishings									0
Other									0
EXPENDITURES									

TOTAL	1,495,000	973,000	1,022,000	1,073,000	1,127,000	1,183,000	0	0	6,873,000
--------------	------------------	----------------	------------------	------------------	------------------	------------------	----------	----------	------------------

SOURCES OF FUNDING									
Transfer from General Fund	200,000								200,000
Reallocated GF Transfer									0
Bonds	995,825	973,000	1,022,000	1,073,000	1,127,000	1,183,000			6,373,825
Reallocated Bonds	299,175								299,175

PROJECTED OPERATING IMPACTS									
	0	0	0	0	0	0			

County Technology

Ashleigh Smith, Senior Management and Budget Analyst (410) 386-2082

9648

This project provides ongoing funding for systematic replacement of County information and communication systems including computers, servers, printers, network infrastructure, and security cameras. The County replaces user equipment, peripherals, and core IT infrastructure on a cyclical basis. Listed below are planned projects:

- Court Smart Replacements for Circuit Court
- Routers and Switches Replacements
- Security Cameras and Door Controller Replacement
- Virtual Server and Back-Up System Upgrade/Replacement
- Wireless Equipment

	FY 23	FY 24	FY 25	FY 26	FY 27	FY 28	Prior Allocation	Balance to Complete	Total Project Cost
Engineering/Design									0
Land Acquisition									0
Site Work									0
Construction	1,368,000	1,368,000	1,409,000	1,451,000	1,495,000	1,540,000			8,631,000
Equipment/Furnishings									0
Other									0
EXPENDITURES									

TOTAL	1,368,000	1,368,000	1,409,000	1,451,000	1,495,000	1,540,000	0	0	8,631,000
--------------	------------------	------------------	------------------	------------------	------------------	------------------	----------	----------	------------------

SOURCES OF FUNDING									
Transfer from General Fund	1,368,000	1,368,000	1,409,000	1,451,000	1,495,000	1,540,000			8,631,000
Reallocated GF Transfer									0
Bonds									0
Reallocated Bonds									0

PROJECTED OPERATING IMPACTS									
	0	0	0	0	0	0			

Courthouse Annex Renovation

Commissioner District: 3

Heidi K. Pepin, Management and Budget Project Coordinator (410) 386-2082

8589

This project provides planned funding to renovate the Courthouse Annex office space currently occupied by the State's Attorney's Office. Funding is included to reconfigure the office space and renovate the bathrooms. The State's Attorney's Office will be moving to a new building to relieve overcrowding in the Courthouse Annex.

	FY 23	FY 24	FY 25	FY 26	FY 27	FY 28	Prior Allocation	Balance to Complete	Total Project Cost
Engineering/Design		139,000	60,000				19,000		218,000
Land Acquisition									0
Site Work									0
Construction			848,000				52,174		900,174
Equipment/Furnishings			170,000				64,400		234,400
Other			89,000				19,000		108,000
EXPENDITURES									
TOTAL	0	139,000	1,167,000	0	0	0	154,574	0	1,460,574
SOURCES OF FUNDING									
Transfer from General Fund									0
Reallocated GF Transfer									0
Property Tax									0
Bonds		139,000	1,167,000				154,574		1,460,574
PROJECTED OPERATING IMPACTS	0	0	0	0	0	0			

Farm Museum Pavilion Replacement

Commissioner District: 3

Ashleigh Smith, Senior Management and Budget Analyst (410) 386-2082

8939

This project provides funding to install a replacement pavilion at the Farm Museum, located on South Center Street in Westminster.

	FY 23	FY 24	FY 25	FY 26	FY 27	FY 28	Prior Allocation	Balance to Complete	Total Project Cost
Engineering/Design	102,000								102,000
Land Acquisition									0
Site Work	276,000								276,000
Construction	170,000								170,000
Equipment/Furnishings									0
Other	27,000								27,000
EXPENDITURES									
TOTAL	575,000	0	0	0	0	0	0	0	575,000
SOURCES OF FUNDING									
Transfer from General Fund	325,000								325,000
Reallocated GF Transfer									0
Bonds									0
State Miscellaneous Grants	250,000								250,000
PROJECTED OPERATING IMPACTS	0	0	0	0	0	0			

Fleet Lift Replacements

Commissioner District: 3

Taylor Hockensmith, Management and Budget Project Coordinator (410) 386-2082

9956

This project provides ongoing funding to continue the replacement of aging vehicle lifts at the Maintenance Center, located on Old Meadow Branch Road in Westminster. There are nine lifts total, five aboveground and four belowground. Planned for replacement are belowground lifts. Additional lifts are scheduled for replacement outside of the six-year plan.

	FY 23	FY 24	FY 25	FY 26	FY 27	FY 28	Prior Allocation	Balance to Complete	Total Project Cost
Engineering/Design									0
Land Acquisition									0
Site Work									0
Construction									0
Equipment/Furnishings		230,000			265,000				495,000
Other									0
EXPENDITURES									

TOTAL	0	230,000	0	0	265,000	0	0	0	495,000
--------------	----------	----------------	----------	----------	----------------	----------	----------	----------	----------------

SOURCES OF FUNDING									
Transfer from General Fund									0
Reallocated GF Transfer									0
Bonds		230,000			265,000				495,000
Reallocated Bonds									0

PROJECTED OPERATING IMPACTS									
	0	0	0	0	0	0			

General Government Unallocated

Heidi K. Pepin, Management and Budget Project Coordinator (410) 386-2082

9957

This project provides a source of funding in the event a capital project needs funds to cover costs over budget, unanticipated expenses, or emergencies. The Unallocated project is similar in nature to the Reserve for Contingencies in the General Fund. Any transfers from this project must be approved by the Board of County Commissioners through a Capital Budget Resolution.

	FY 23	FY 24	FY 25	FY 26	FY 27	FY 28	Prior Allocation	Balance to Complete	Total Project Cost
Engineering/Design									0
Land Acquisition									0
Site Work									0
Construction									0
Equipment/Furnishings									0
Other	5,000,000								5,000,000
EXPENDITURES									
TOTAL	5,000,000	0	0	0	0	0	0	0	5,000,000
SOURCES OF FUNDING									
Transfer from General Fund	5,000,000								5,000,000
Reallocated GF Transfer									0
Local Income Tax									0
Reallocated Local Income Tax									0
PROJECTED OPERATING IMPACTS	0	0	0	0	0	0			

Generator Replacement

Heidi K. Pepin, Management and Budget Project Coordinator (410) 386-2082

8778

This project provides ongoing funding to replace aging generators at County facilities. Listed below are planned projects:

- CCC A Building
- CCC T Building
- Courthouse Annex
- Cherrytown Road Tower Site
- Louisville Road Tower Site
- Harvey Gummel Road Tower Site
- Taylorsville Tower Site
- County Office Building
- Mayberry Tower Site
- Springfield Tower Site
- CCC N Building

	FY 23	FY 24	FY 25	FY 26	FY 27	FY 28	Prior Allocation	Balance to Complete	Total Project Cost
Engineering/Design									0
Land Acquisition									0
Site Work									0
Construction	146,000	153,000	161,000	170,000	179,000	188,000			997,000
Equipment/Furnishings									0
Other									0
EXPENDITURES									

TOTAL	146,000	153,000	161,000	170,000	179,000	188,000	0	0	997,000
--------------	----------------	----------------	----------------	----------------	----------------	----------------	----------	----------	----------------

SOURCES OF FUNDING									
Transfer from General Fund									0
Reallocated GF Transfer									0
Bonds	146,000	153,000	161,000	170,000	179,000	188,000			997,000
Reallocated Bonds									0

PROJECTED OPERATING IMPACTS									
	0	0	0	0	0	0			0

Health Department Storage Building

Commissioner District: 3

Lydia K. Rogers, Management and Budget Analyst (410) 386-2082

8941

This project provides funding for construction of a 2,400 square foot storage building for the Health Department.

	FY 23	FY 24	FY 25	FY 26	FY 27	FY 28	Prior Allocation	Balance to Complete	Total Project Cost
Engineering/Design	33,000								33,000
Land Acquisition									0
Site Work									0
Construction	332,000								332,000
Equipment/Furnishings									0
Other									0
EXPENDITURES									
TOTAL	365,000	0	0	0	0	0	0	0	365,000
SOURCES OF FUNDING									
Transfer from General Fund	365,000								365,000
Reallocated GF Transfer									0
Local Income Tax									0
Reallocated Local Income Tax									0
PROJECTED OPERATING IMPACTS	0	0	0	0	0	0			

Infrastructure Reserve

Heidi K. Pepin, Management and Budget Project Coordinator (410) 386-2082

8946

The County recognizes the growing need to replace our aging infrastructure. This project provides funding to address those needs. The Board of County Commissioners must approve the use of this funding through a capital budget resolution.

	FY 23	FY 24	FY 25	FY 26	FY 27	FY 28	Prior Allocation	Balance to Complete	Total Project Cost
Engineering/Design									0
Land Acquisition									0
Site Work									0
Construction									0
Equipment/Furnishings									0
Other	3,000,000								3,000,000
EXPENDITURES									
TOTAL	3,000,000	0	0	0	0	0	0	0	3,000,000
SOURCES OF FUNDING									
Transfer from General Fund	3,000,000								3,000,000
Reallocated GF Transfer									0
Local Income Tax									0
Reallocated Local Income Tax									0
PROJECTED OPERATING IMPACTS	0	0	0	0	0	0			

Library Technology

Ashleigh Smith, Senior Management and Budget Analyst (410) 386-2082

9822

This project provides ongoing funding for the systematic replacement of computer equipment, network devices, and printers at Carroll County Public Libraries.

	FY 23	FY 24	FY 25	FY 26	FY 27	FY 28	Prior Allocation	Balance to Complete	Total Project Cost
Engineering/Design									0
Land Acquisition									0
Site Work									0
Construction	1,182,480	100,000	100,000	100,000	100,000	100,000			1,682,480
Equipment/Furnishings									0
Other									0
EXPENDITURES									
TOTAL	1,182,480	100,000	100,000	100,000	100,000	100,000	0	0	1,682,480
SOURCES OF FUNDING									
Transfer from General Fund	1,182,480	100,000	100,000	100,000	100,000	100,000			1,682,480
Local Income Tax									0
Property Tax									0
Bonds									0
PROJECTED OPERATING IMPACTS	0	0	0	0	0	0			

Parking Lot Overlays

Heidi K. Pepin, Management and Budget Project Coordinator (410) 386-2082

9921

This project provides ongoing funding to overlay parking lots at County facilities. Listed below are planned projects:

- Farm Museum
- County Office Building Upper Lot
- Union Mills
- North Street Front Lot
- Carroll County Workforce Development (formerly BEREC)
- Maintenance Center Back Lot
- Ascension Church
- Kessler Building

Funding increases in FY 23 - 24 due to projected additional Highway User Revenue applied to the Pavement Management capital project, making General Fund dollars available for use on this project.

	FY 23	FY 24	FY 25	FY 26	FY 27	FY 28	Prior Allocation	Balance to Complete	Total Project Cost
Engineering/Design									0
Land Acquisition									0
Site Work									0
Construction	367,000	436,000	222,000	233,000	245,000	257,000			1,760,000
Equipment/Furnishings									0
Other									0
EXPENDITURES									

TOTAL	367,000	436,000	222,000	233,000	245,000	257,000	0	0	1,760,000
--------------	----------------	----------------	----------------	----------------	----------------	----------------	----------	----------	------------------

SOURCES OF FUNDING									
Transfer from General Fund	367,000	436,000	222,000	233,000	245,000	257,000			1,760,000
Reallocated GF Transfer									0
Bonds									0
Reallocated Bonds									0

PROJECTED OPERATING IMPACTS									
	0	0	0	0	0	0			

Payroll/Human Resources System Replacement

Ashleigh Smith, Senior Management and Budget Analyst (410) 386-2082

8590

This project provides funding for conversion of the Payroll/Human Resources System from the current HP3000 to a Windows-based platform. Additional funding is included in FY 23 to address organizational changes, grant compliance and integration of data from timecard system to the new payroll system.

	FY 23	FY 24	FY 25	FY 26	FY 27	FY 28	Prior Allocation	Balance to Complete	Total Project Cost
Engineering/Design									0
Land Acquisition									0
Site Work									0
Construction									0
Equipment/Furnishings									0
Other	100,000						1,000,000		1,100,000
EXPENDITURES									
TOTAL	100,000	0	0	0	0	0	1,000,000	0	1,100,000
SOURCES OF FUNDING									
Transfer from General Fund	100,000								100,000
Reallocated GF Transfer							1,000,000		1,000,000
Bonds									0
Reallocated Bonds									0
PROJECTED OPERATING IMPACTS	0	0	0	0	0	0			

Piney Run Dam Rehabilitation

Commissioner District: 5

Lydia K. Rogers, Management and Budget Analyst (410) 386-2082

8940

This project provides funding to bring the Piney Run Dam up to safety and performance standards required by the Maryland Department of the Environment Dam Safety Division.

	FY 23	FY 24	FY 25	FY 26	FY 27	FY 28	Prior Allocation	Balance to Complete	Total Project Cost
Engineering/Design	1,475,000								1,475,000
Land Acquisition									0
Site Work									0
Construction				6,025,000					6,025,000
Equipment/Furnishings									0
Other									0
EXPENDITURES									
TOTAL	1,475,000	0	0	6,025,000	0	0	0	0	7,500,000
SOURCES OF FUNDING									
Transfer from General Fund									0
Reallocated GF Transfer									0
Bonds	133,000			2,109,000					2,242,000
US Department of Agriculture	1,342,000			3,916,000					5,258,000
PROJECTED OPERATING IMPACTS	0	0	0	0	0	0			

Public Safety Emergency Communication Radios

Taylor Hockensmith, Management and Budget Project Coordinator (410) 386-2082

8819

This project provides ongoing funding for the systematic replacement of mobile and portable radios used by police, fire, ambulance, and other government agencies.

	FY 23	FY 24	FY 25	FY 26	FY 27	FY 28	Prior Allocation	Balance to Complete	Total Project Cost
Engineering/Design									0
Land Acquisition									0
Site Work									0
Construction									0
Equipment/Furnishings	974,000	900,000	680,800	701,000	722,000	758,100			4,735,900
Other									0
EXPENDITURES									

TOTAL	974,000	900,000	680,800	701,000	722,000	758,100	0	0	4,735,900
--------------	----------------	----------------	----------------	----------------	----------------	----------------	----------	----------	------------------

SOURCES OF FUNDING									
Transfer from General Fund	874,000	900,000	680,800	701,000	722,000	758,100			4,635,900
Reallocated GF Transfer	100,000								100,000
Bonds									0
Reallocated Bonds									0

PROJECTED OPERATING IMPACTS									
	0	0	0	0	0	0			

Public Safety Radio Circuit and Microwave Network Replacement

Taylor Hockensmith, Management and Budget Project Coordinator (410) 386-2082

8944

This two phased project provides funding for replacement components of the County's radio network. The first phase, in FY 23, provides funding for the required conversion of T1 circuits to Ethernet circuits in order to maintain updates for the County's 800 MHz radio system. The second phase, in FY 24, provides funding for replacement of the microwave network components of the County's wireless communication system.

	FY 23	FY 24	FY 25	FY 26	FY 27	FY 28	Prior Allocation	Balance to Complete	Total Project Cost
Engineering/Design									0
Land Acquisition									0
Site Work									0
Construction									0
Equipment/Furnishings	1,200,000	2,800,000							4,000,000
Other									0
EXPENDITURES									
TOTAL	1,200,000	2,800,000	0	0	0	0	0	0	4,000,000
SOURCES OF FUNDING									
Transfer from General Fund	1,200,000	2,800,000							4,000,000
Reallocated GF Transfer									0
Bonds									0
Reallocated Bonds									0
PROJECTED OPERATING IMPACTS	0	0	0	0	0	0			

Public Safety Regional Water Supply

Taylor Hockensmith, Management and Budget Project Coordinator (410) 386-2082

9022

This project provides ongoing funding for the installation of water tanks and dry hydrants throughout the County. Water tanks provide a 30,000 gallon source of water to support firefighting operations. Dry hydrants use sources, such as streams and ponds, to access water for use in firefighting activities in areas that are otherwise without a readily accessible supply of water.

	FY 23	FY 24	FY 25	FY 26	FY 27	FY 28	Prior Allocation	Balance to Complete	Total Project Cost
Engineering/Design									0
Land Acquisition									0
Site Work									0
Construction		157,500		165,500		173,900			496,900
Equipment/Furnishings									0
Other									0
EXPENDITURES									
TOTAL	0	157,500	0	165,500	0	173,900	0	0	496,900
SOURCES OF FUNDING									
Transfer from General Fund									0
Reallocated GF Transfer									0
Reallocated Property Tax									0
Bonds		157,500		165,500		173,900			496,900
PROJECTED OPERATING IMPACTS	0	0	0	0	0	0			

Sheriff's Office - Headquarters

Commissioner District: 3

Heidi K. Pepin, Management and Budget Project Coordinator (410) 386-2082

8943

This project provides funding for construction of a 42,500 square foot consolidated Sheriff's Office headquarters, located in Westminster.

Operating impacts, beginning in FY 26, include utilities, insurance, trash removal, janitorial services, etc.

	FY 23	FY 24	FY 25	FY 26	FY 27	FY 28	Prior Allocation	Balance to Complete	Total Project Cost
Engineering/Design	2,600,000								2,600,000
Land Acquisition									0
Site Work	5,850,000								5,850,000
Construction		21,900,000							21,900,000
Equipment/Furnishings									0
Other									0
EXPENDITURES									
TOTAL	8,450,000	21,900,000	0	0	0	0	0	0	30,350,000
SOURCES OF FUNDING									
Transfer from General Fund	4,000,000								4,000,000
Reallocated GF Transfer									0
Bonds	1,450,000	21,900,000							23,350,000
State Miscellaneous Grants	3,000,000								3,000,000
PROJECTED OPERATING IMPACTS	0	0	0	262,000	269,860	277,956			

Sheriff's Office - Patrol Area Renovation

Commissioner District: 3

Heidi K. Pepin, Management and Budget Project Coordinator (410) 386-2082

Proj #

This project provides planned funding to renovate 2,900 square feet of the lower level of the Detention Center, currently occupied by Sheriff's Office personnel.

	FY 23	FY 24	FY 25	FY 26	FY 27	FY 28	Prior Allocation	Balance to Complete	Total Project Cost
Engineering/Design			120,000						120,000
Land Acquisition									0
Site Work									0
Construction				1,300,000					1,300,000
Equipment/Furnishings									0
Other									0
EXPENDITURES									
TOTAL	0	0	120,000	1,300,000	0	0	0	0	1,420,000
SOURCES OF FUNDING									
Transfer from General Fund									0
Property Tax									0
Reallocated Property Tax									0
Bonds			120,000	1,300,000					1,420,000
PROJECTED OPERATING IMPACTS	0	0	0	0	0	0			

ENTERPRISE FUNDS

Overview of Enterprise Funds CIP

Enterprise Funds are used to account for operations that are funded and operated in a manner similar to private businesses. Carroll County has six enterprise funds: Carroll County Regional Airport, Fiber Network, Hap Baker Firearms Facility, Septage, Solid Waste, and Utilities (Water and Sewer). There are no projects for the Firearms Facility.

Airport

Funding is included for building repairs and roof replacements at the Carroll County Regional Airport.

Fiber Network

The Fiber Network CIP includes funding for Carroll County Public Network (CCPN) equipment replacement.

Solid Waste

The Solid Waste CIP includes funding to replace the waste transfer station floor and for expansion and improvement projects at the Northern Landfill.

Utilities

The Bureau of Utilities operates Freedom Sewer, Freedom Water, Hampstead Sewer, and several small water and sewer systems. Projects can generally be divided into those intended to improve the existing system, such as rehabilitation projects to reduce inflow and infiltration, and those intended to provide for increased demand. Included is sewer and water line repairs and funding for water and sewer line upgrades in the Town of Sykesville. Funding is included for the rehabilitation of two wastewater treatment plants and three pump station projects.

For additional information on these or other Enterprise Fund projects, please refer to the individual project pages.

COMMUNITY INVESTMENT PLAN FOR FISCAL YEARS 2023 TO 2028

	FY 23	FY 24	FY 25	FY 26	FY 27	FY 28	Prior Allocation	Balance To Complete	Total Project Cost
AIRPORT ENTERPRISE FUND									
Airport Building Repairs	\$236,000	\$242,000	\$265,000	\$287,000	\$310,000	\$188,000	\$0	\$0	\$1,528,000
Grounds and Maintenance Equipment	36,000	36,000	36,000	36,000	36,000	36,000	0	0	216,000
AIRPORT ENTERPRISE FUND TOTAL	\$272,000	\$278,000	\$301,000	\$323,000	\$346,000	\$224,000	\$0	\$0	\$1,744,000
SOURCES OF FUNDING:									
Transfer from General Fund	\$16,000	\$16,000	\$16,000	\$16,000	\$16,000	\$16,000	\$0	\$0	\$96,000
Enterprise Fund - Airport	236,000	242,000	265,000	287,000	310,000	188,000	0	0	1,528,000
Federal Aviation Administration	20,000	20,000	20,000	20,000	20,000	20,000	0	0	120,000
AIRPORT ENTERPRISE FUND TOTAL	\$272,000	\$278,000	\$301,000	\$323,000	\$346,000	\$224,000	\$0	\$0	\$1,744,000

COMMUNITY INVESTMENT PLAN FOR FISCAL YEARS 2023 TO 2028

	FY 23	FY 24	FY 25	FY 26	FY 27	FY 28	Prior Allocation	Balance To Complete	Total Project Cost
FIBER NETWORK ENTERPRISE FUND									
CCPN Equipment Replacement	\$0	\$0	\$0	\$55,000	\$0	\$1,177,000	\$0	\$0	\$1,232,000
FIBER NETWORK ENTERPRISE FUND TOTAL	\$0	\$0	\$0	\$55,000	\$0	\$1,177,000	\$0	\$0	\$1,232,000
SOURCES OF FUNDING:									
Transfer from General Fund	\$0	\$0	\$0	\$55,000	\$0	\$1,177,000	\$0	\$0	\$1,232,000
FIBER NETWORK ENTERPRISE FUND TOTAL	\$0	\$0	\$0	\$55,000	\$0	\$1,177,000	\$0	\$0	\$1,232,000

COMMUNITY INVESTMENT PLAN FOR FISCAL YEARS 2023 TO 2028

	FY 23	FY 24	FY 25	FY 26	FY 27	FY 28	Prior Allocation	Balance To Complete	Total Project Cost
SEPTAGE ENTERPRISE FUND									
Westminster Septage Facility Improvements	\$0	\$0	\$0	\$0	\$0	\$0	\$5,500,000	\$0	\$5,500,000
SEPTAGE ENTERPRISE FUND TOTAL	\$0	\$0	\$0	\$0	\$0	\$0	\$5,500,000	\$0	\$5,500,000
SOURCES OF FUNDING:									
Bonds	(\$865,227)	\$0	\$0	\$0	\$0	\$0	\$3,066,000	\$0	\$2,200,773
Enterprise Fund - Septage	865,227	0	0	0	0	0	2,434,000	0	3,299,227
SEPTAGE ENTERPRISE FUND TOTAL	\$0	\$0	\$0	\$0	\$0	\$0	\$5,500,000	\$0	\$5,500,000

COMMUNITY INVESTMENT PLAN FOR FISCAL YEARS 2023 TO 2028

	FY 23	FY 24	FY 25	FY 26	FY 27	FY 28	Prior Allocation	Balance To Complete	Total Project Cost
SOLID WASTE ENTERPRISE FUND									
Bark Hill Landfill Remediation	\$100,000	\$0	\$0	\$0	\$0	\$0	\$0	\$0	\$100,000
Landfill Expansion and Improvements	4,000,000	0	0	0	0	0	0	0	4,000,000
Waste Transfer Station Floor Replacement	410,000	0	0	0	0	0	0	0	410,000
SOLID WASTE ENTERPRISE FUND TOTAL	\$4,510,000	\$0	\$0	\$0	\$0	\$0	\$0	\$0	\$4,510,000
SOURCES OF FUNDING:									
Enterprise Fund - Solid Waste	\$4,510,000	\$0	\$0	\$0	\$0	\$0	\$0	\$0	\$4,510,000
SOLID WASTE ENTERPRISE FUND TOTAL	\$4,510,000	\$0	\$0	\$0	\$0	\$0	\$0	\$0	\$4,510,000

COMMUNITY INVESTMENT PLAN FOR FISCAL YEARS 2023 TO 2028

	FY 23	FY 24	FY 25	FY 26	FY 27	FY 28	Prior Allocation	Balance To Complete	Total Project Cost
UTILITIES ENTERPRISE FUND									
County Sewer Line Rehabilitation and Replacement	\$481,000	\$481,000	\$481,000	\$481,000	\$481,000	\$481,000	\$962,000	\$0	\$3,848,000
County Water Line Rehabilitation and Replacement	1,150,000	1,208,000	1,269,000	1,332,000	1,399,000	1,469,000	2,283,000	0	10,110,000
Freedom Water Treatment Plant Equipment Replacement	105,000	105,000	110,000	110,000	120,000	120,000	603,490	0	1,273,490
Freedom Wells and Connections	275,000	550,000	275,000	275,000	275,000	275,000	2,398,000	0	4,323,000
Freedom Water Treatment Plant Membrane Replacement	206,000	206,000	206,000	206,000	206,000	206,000	1,699,250	0	2,935,250
Patapsco Valley Pump Station Upgrade	0	300,000	770,000	0	0	0	0	0	1,070,000
Pump Station Equipment	567,014	200,000	200,000	200,000	200,000	220,000	214,681	0	1,801,695
Runnymede Wastewater Treatment Plant Rehab	1,085,000	0	0	0	0	0	72,000	0	1,157,000
Sewer Manhole Rehabilitation	91,000	96,000	99,000	102,000	106,000	109,000	2,404,200	0	3,007,200
Shiloh Pump Station Expansion	220,000	1,455,000	0	0	0	0	0	0	1,675,000
South Carroll High Wastewater Treatment Plant Rehab	0	546,000	0	0	0	0	658,000	0	1,204,000
Sykesville Pump Station Expansion	1,790,000	2,086,200	0	0	0	0	0	0	3,876,200
Tank Rehabilitation and Replacement	565,000	565,000	565,000	565,000	565,000	565,000	4,063,032	0	7,453,032
Town of Sykesville Water and Sewer Upgrades	8,045,000	0	0	0	0	0	10,540,000	0	18,585,000
Water Main Valve Replacements	360,000	360,000	360,000	360,000	385,000	385,000	2,399,700	0	4,609,700
Water Meters	687,500	709,500	731,000	753,000	759,000	765,000	7,042,629	0	11,447,629
Water Service Line Replacement	225,000	237,000	249,000	262,000	275,000	289,000	2,374,200	0	3,911,200
UTILITIES ENTERPRISE FUND TOTAL	\$15,852,514	\$9,104,700	\$5,315,000	\$4,646,000	\$4,771,000	\$4,884,000	\$37,714,182	\$0	\$82,287,396
SOURCES OF FUNDING:									
Transfer from General Fund	\$1,085,000	\$546,000	\$0	\$0	\$0	\$0	\$730,000	\$0	\$2,361,000
Utilities Maintenance Fee	9,677,500	1,929,500	1,681,000	1,703,000	1,719,000	1,725,000	13,162,574	0	31,597,574
Reallocated Utilities Maintenance Fees	0	0	0	0	0	0	900,000	0	900,000
Utilities Sewer User Fees	2,760,415	4,618,200	1,550,000	783,000	787,000	810,000	4,116,200	0	15,424,815
Reallocated Utilities Sewer User Fees	388,600	0	0	0	0	0	1,464,681	0	1,853,281
Utilities Water User Fees	494,057	2,011,000	2,084,000	2,160,000	2,265,000	2,349,000	17,232,105	0	28,595,162
Reallocated Utilities Water User Fees	446,944	0	0	0	0	0	0	0	446,944
Area Connection Charges	0	0	0	0	0	0	108,622	0	108,622
State Miscellaneous Grants	1,000,000	0	0	0	0	0	0	0	1,000,000
UTILITIES ENTERPRISE FUND TOTAL	\$15,852,514	\$9,104,700	\$5,315,000	\$4,646,000	\$4,771,000	\$4,884,000	\$37,714,182	\$0	\$82,287,396

Community Investment Plan - Schedule of Reappropriations

Fiscal Year 2023

Reappropriations are a transfer of funds. They may occur when there are unspent budgeted funds from a completed or cancelled project, or when there is an unallocated project that holds funds for future use.

Enterprise Funds

Project		Source/Amount		
From	To	Local	Bonds	Other
6433 Bark Hill WTP Improvements	6434 Freedom WTP Membrane Replacement	100,433.50		
6453 Sewer Grinder Installation/Rehab	6468 Pump Station Equipment Replacement	170,605.96		
6419 FWWTP ENR	6460 Sykesville Pump Station Expansion	7,789.30		
6435 FWTP Sludge Press	6456 County Water Line Rehabilitation and Replacement	285,000.00		
6442 Roberts Field Pump Station Rehab	6459 Shiloh Pump Station Expansion	75,306.19		
6443 Standby Generator Replacement	6468 Pump Station Equipment Replacement	134,898.39		
6443 Standby Generator Replacement	6456 County Water Line Rehabilitation and Replacement	61,510.00		
Total		\$835,543.34	\$0.00	\$0.00

AIRPORT
ENTERPRISE FUND

COMMUNITY INVESTMENT PLAN FOR FISCAL YEARS 2023 TO 2028

	FY 23	FY 24	FY 25	FY 26	FY 27	FY 28	Prior Allocation	Balance To Complete	Total Project Cost
AIRPORT ENTERPRISE FUND									
Airport Building Repairs	\$236,000	\$242,000	\$265,000	\$287,000	\$310,000	\$188,000	\$0	\$0	\$1,528,000
Grounds and Maintenance Equipment	36,000	36,000	36,000	36,000	36,000	36,000	0	0	216,000
AIRPORT ENTERPRISE FUND TOTAL	\$272,000	\$278,000	\$301,000	\$323,000	\$346,000	\$224,000	\$0	\$0	\$1,744,000
SOURCES OF FUNDING:									
Transfer from General Fund	\$16,000	\$16,000	\$16,000	\$16,000	\$16,000	\$16,000	\$0	\$0	\$96,000
Enterprise Fund - Airport	236,000	242,000	265,000	287,000	310,000	188,000	0	0	1,528,000
Federal Aviation Administration	20,000	20,000	20,000	20,000	20,000	20,000	0	0	120,000
AIRPORT ENTERPRISE FUND TOTAL	\$272,000	\$278,000	\$301,000	\$323,000	\$346,000	\$224,000	\$0	\$0	\$1,744,000

Airport Building Repairs

Commissioner District: 3

Deborah Effingham, Bureau Chief (410) 386-2082

6819

This project provides ongoing funding for roof and building repairs on Carroll County Regional Airport, located off Route 97 in Westminster, including corporate hangars and t-hangars.

	FY 23	FY 24	FY 25	FY 26	FY 27	FY 28	Prior Allocation	Balance to Complete	Total Project Cost
Engineering/Design									0
Land Acquisition									0
Site Work									0
Construction	236,000	242,000	265,000	287,000	310,000	188,000			1,528,000
Equipment/Furnishings									0
Other									0
EXPENDITURES									
TOTAL	236,000	242,000	265,000	287,000	310,000	188,000	0	0	1,528,000
SOURCES OF FUNDING									
Transfer from General Fund									0
Reallocated GF Transfer									0
Bonds									0
Enterprise Fund - Airport	236,000	242,000	265,000	287,000	310,000	188,000			1,528,000
PROJECTED OPERATING IMPACTS	0	0	0	0	0	0			

Grounds and Maintenance Equipment

Commissioner District: 3

Deborah Effingham, Bureau Chief (410) 386-2082

6818

This project provides ongoing funding for grounds and maintenance equipment at the Carroll County Regional Airport, located off Route 97 in Westminster. The Federal Aviation Administration (FAA) has approved County use of rental revenues collected from properties that were jointly purchased by the Airport and the FAA.

	FY 23	FY 24	FY 25	FY 26	FY 27	FY 28	Prior Allocation	Balance to Complete	Total Project Cost
Engineering/Design									0
Land Acquisition									0
Site Work									0
Construction									0
Equipment/Furnishings	36,000	36,000	36,000	36,000	36,000	36,000			216,000
Other									0
EXPENDITURES									

TOTAL	36,000	36,000	36,000	36,000	36,000	36,000	0	0	216,000
--------------	---------------	---------------	---------------	---------------	---------------	---------------	----------	----------	----------------

SOURCES OF FUNDING									
Transfer from General Fund	16,000	16,000	16,000	16,000	16,000	16,000			96,000
Reallocated GF Transfer									0
Federal									0
Federal Aviation Administration	20,000	20,000	20,000	20,000	20,000	20,000			120,000

PROJECTED OPERATING IMPACTS									
	0	0	0	0	0	0			0

FIBER NETWORK
ENTERPRISE FUND

COMMUNITY INVESTMENT PLAN FOR FISCAL YEARS 2023 TO 2028

	FY 23	FY 24	FY 25	FY 26	FY 27	FY 28	Prior Allocation	Balance To Complete	Total Project Cost
FIBER NETWORK ENTERPRISE FUND									
CCPN Equipment Replacement	\$0	\$0	\$0	\$55,000	\$0	\$1,177,000	\$0	\$0	\$1,232,000
FIBER NETWORK ENTERPRISE FUND TOTAL	\$0	\$0	\$0	\$55,000	\$0	\$1,177,000	\$0	\$0	\$1,232,000
SOURCES OF FUNDING:									
Transfer from General Fund	\$0	\$0	\$0	\$55,000	\$0	\$1,177,000	\$0	\$0	\$1,232,000
FIBER NETWORK ENTERPRISE FUND TOTAL	\$0	\$0	\$0	\$55,000	\$0	\$1,177,000	\$0	\$0	\$1,232,000

CCPN Equipment Replacement

Ashleigh Smith, Senior Management and Budget Analyst (410) 386-2082

6606

This project provides planned funding for the replacement of equipment installed for the Carroll County Public Network (CCPN).

Operating impacts include hardware maintenance agreements.

	FY 23	FY 24	FY 25	FY 26	FY 27	FY 28	Prior Allocation	Balance to Complete	Total Project Cost
Engineering/Design									0
Land Acquisition									0
Site Work									0
Construction									0
Equipment/Furnishings				55,000		1,177,000			1,232,000
Other									0
EXPENDITURES									
TOTAL	0	0	0	55,000	0	1,177,000	0	0	1,232,000
SOURCES OF FUNDING									
Transfer from General Fund				55,000		1,177,000			1,232,000
Reallocated GF Transfer									0
Bonds									0
Reallocated Bonds									0
PROJECTED OPERATING IMPACTS	0	0	0	0	0	0			0

SEPTAGE
ENTERPRISE FUND

COMMUNITY INVESTMENT PLAN FOR FISCAL YEARS 2023 TO 2028

	FY 23	FY 24	FY 25	FY 26	FY 27	FY 28	Prior Allocation	Balance To Complete	Total Project Cost
SEPTAGE ENTERPRISE FUND									
Westminster Septage Facility Improvements	\$0	\$0	\$0	\$0	\$0	\$0	\$5,500,000	\$0	\$5,500,000
SEPTAGE ENTERPRISE FUND TOTAL	\$0	\$0	\$0	\$0	\$0	\$0	\$5,500,000	\$0	\$5,500,000
SOURCES OF FUNDING:									
Bonds	(\$865,227)	\$0	\$0	\$0	\$0	\$0	\$3,066,000	\$0	\$2,200,773
Enterprise Fund - Septage	865,227	0	0	0	0	0	2,434,000	0	3,299,227
SEPTAGE ENTERPRISE FUND TOTAL	\$0	\$0	\$0	\$0	\$0	\$0	\$5,500,000	\$0	\$5,500,000

Westminster Septage Facility Improvements

Commissioner District: 3

Heidi K. Pepin, Management and Budget Project Coordinator (410) 386-2082

6704

This project provides funding for improvements at the Septage Facility to coincide with the City of Westminster's Wastewater Treatment Plant Enhanced Nutrient Removal and Bio-Solids Upgrade. The Bio-Solids Upgrade requires installation of a sludge press and pumping station. Also included is the replacement of the screen, installation of a grit removal system, and electrical upgrades.

In FY 23, bonds will be replaced with current year Septage Enterprise Fund revenues.

	FY 23	FY 24	FY 25	FY 26	FY 27	FY 28	Prior Allocation	Balance to Complete	Total Project Cost
Engineering/Design							305,000		305,000
Land Acquisition									0
Site Work									0
Construction							4,695,000		4,695,000
Equipment/Furnishings									0
Other							500,000		500,000
EXPENDITURES									
TOTAL	0	0	0	0	0	0	5,500,000	0	5,500,000
SOURCES OF FUNDING									
Bonds	(865,227)						3,066,000		2,200,773
Reallocated Bonds									0
Bond Premium									0
Enterprise Fund - Septage	865,227						2,434,000		3,299,227
PROJECTED OPERATING IMPACTS	0	0	0	0	0	0			

**SOLID WASTE
ENTERPRISE FUND**

COMMUNITY INVESTMENT PLAN FOR FISCAL YEARS 2023 TO 2028

	FY 23	FY 24	FY 25	FY 26	FY 27	FY 28	Prior Allocation	Balance To Complete	Total Project Cost
SOLID WASTE ENTERPRISE FUND									
Bark Hill Landfill Remediation	\$100,000	\$0	\$0	\$0	\$0	\$0	\$0	\$0	\$100,000
Landfill Expansion and Improvements	4,000,000	0	0	0	0	0	0	0	4,000,000
Waste Transfer Station Floor Replacement	410,000	0	0	0	0	0	0	0	410,000
SOLID WASTE ENTERPRISE FUND TOTAL	\$4,510,000	\$0	\$0	\$0	\$0	\$0	\$0	\$0	\$4,510,000
SOURCES OF FUNDING:									
Enterprise Fund - Solid Waste	\$4,510,000	\$0	\$0	\$0	\$0	\$0	\$0	\$0	\$4,510,000
SOLID WASTE ENTERPRISE FUND TOTAL	\$4,510,000	\$0	\$0	\$0	\$0	\$0	\$0	\$0	\$4,510,000

Bark Hill Landfill Remediation

Commissioner District: 1

Ashleigh Smith, Senior Management and Budget Analyst (410) 386-2082

6537

This project provides funding to control the movement and proper handling of the gas around Bark Hill closed landfill, located on Bark Hill Road in Taneytown.

	FY 23	FY 24	FY 25	FY 26	FY 27	FY 28	Prior Allocation	Balance to Complete	Total Project Cost
Engineering/Design	30,000								30,000
Land Acquisition									0
Site Work									0
Construction	70,000								70,000
Equipment/Furnishings									0
Other									0
EXPENDITURES									
TOTAL	100,000	0	0	0	0	0	0	0	100,000
SOURCES OF FUNDING									
Transfer from General Fund									0
Bonds									0
Enterprise Fund - Solid Waste	100,000								100,000
Reallocated Enterprise Fund - Solid Waste									0
PROJECTED OPERATING IMPACTS	0	0	0	0	0	0			0

Landfill Expansion and Improvements

Commissioner District: 2

Ashleigh Smith, Senior Management and Budget Analyst (410) 386-2082

6540

This project provides funding for expansion and improvement projects for the Solid Waste Enterprise Fund.

	FY 23	FY 24	FY 25	FY 26	FY 27	FY 28	Prior Allocation	Balance to Complete	Total Project Cost
Engineering/Design									0
Land Acquisition									0
Site Work									0
Construction	4,000,000								4,000,000
Equipment/Furnishings									0
Other									0
EXPENDITURES									
TOTAL	4,000,000	0	0	0	0	0	0	0	4,000,000
SOURCES OF FUNDING									
Transfer from General Fund									0
Bonds									0
Enterprise Fund - Solid Waste	4,000,000								4,000,000
Reallocated Enterprise Fund - Solid Waste									0
PROJECTED OPERATING IMPACTS	0	0	0	0	0	0			0

Waste Transfer Station Floor Replacement

Commissioner District: 2

Ashleigh Smith, Senior Management and Budget Analyst (410) 386-2082

6543

This project provides funding to replace the waste transfer station floor at the Northern Landfill, located on Route 140 in Westminster.

	FY 23	FY 24	FY 25	FY 26	FY 27	FY 28	Prior Allocation	Balance to Complete	Total Project Cost
Engineering/Design	12,000								12,000
Land Acquisition									0
Site Work									0
Construction	362,000								362,000
Equipment/Furnishings									0
Other	36,000								36,000
EXPENDITURES									
TOTAL	410,000	0	0	0	0	0	0	0	410,000
SOURCES OF FUNDING									
Transfer from General Fund									0
Bonds									0
Enterprise Fund - Solid Waste	410,000								410,000
Reallocated Enterprise Fund - Solid Waste									0
PROJECTED OPERATING IMPACTS	0	0	0	0	0	0			0

UTILITIES
ENTERPRISE FUND

COMMUNITY INVESTMENT PLAN FOR FISCAL YEARS 2023 TO 2028

	FY 23	FY 24	FY 25	FY 26	FY 27	FY 28	Prior Allocation	Balance To Complete	Total Project Cost
UTILITIES ENTERPRISE FUND									
County Sewer Line Rehabilitation and Replacement	\$481,000	\$481,000	\$481,000	\$481,000	\$481,000	\$481,000	\$962,000	\$0	\$3,848,000
County Water Line Rehabilitation and Replacement	1,150,000	1,208,000	1,269,000	1,332,000	1,399,000	1,469,000	2,283,000	0	10,110,000
Freedom Water Treatment Plant Equipment Replacement	105,000	105,000	110,000	110,000	120,000	120,000	603,490	0	1,273,490
Freedom Wells and Connections	275,000	550,000	275,000	275,000	275,000	275,000	2,398,000	0	4,323,000
Freedom Water Treatment Plant Membrane Replacement	206,000	206,000	206,000	206,000	206,000	206,000	1,699,250	0	2,935,250
Patapsco Valley Pump Station Upgrade	0	300,000	770,000	0	0	0	0	0	1,070,000
Pump Station Equipment	567,014	200,000	200,000	200,000	200,000	220,000	214,681	0	1,801,695
Runnymede Wastewater Treatment Plant Rehab	1,085,000	0	0	0	0	0	72,000	0	1,157,000
Sewer Manhole Rehabilitation	91,000	96,000	99,000	102,000	106,000	109,000	2,404,200	0	3,007,200
Shiloh Pump Station Expansion	220,000	1,455,000	0	0	0	0	0	0	1,675,000
South Carroll High Wastewater Treatment Plant Rehab	0	546,000	0	0	0	0	658,000	0	1,204,000
Sykesville Pump Station Expansion	1,790,000	2,086,200	0	0	0	0	0	0	3,876,200
Tank Rehabilitation and Replacement	565,000	565,000	565,000	565,000	565,000	565,000	4,063,032	0	7,453,032
Town of Sykesville Water and Sewer Upgrades	8,045,000	0	0	0	0	0	10,540,000	0	18,585,000
Water Main Valve Replacements	360,000	360,000	360,000	360,000	385,000	385,000	2,399,700	0	4,609,700
Water Meters	687,500	709,500	731,000	753,000	759,000	765,000	7,042,629	0	11,447,629
Water Service Line Replacement	225,000	237,000	249,000	262,000	275,000	289,000	2,374,200	0	3,911,200
UTILITIES ENTERPRISE FUND TOTAL	\$15,852,514	\$9,104,700	\$5,315,000	\$4,646,000	\$4,771,000	\$4,884,000	\$37,714,182	\$0	\$82,287,396
SOURCES OF FUNDING:									
Transfer from General Fund	\$1,085,000	\$546,000	\$0	\$0	\$0	\$0	\$730,000	\$0	\$2,361,000
Utilities Maintenance Fee	9,677,500	1,929,500	1,681,000	1,703,000	1,719,000	1,725,000	13,162,574	0	31,597,574
Reallocated Utilities Maintenance Fees	0	0	0	0	0	0	900,000	0	900,000
Utilities Sewer User Fees	2,760,415	4,618,200	1,550,000	783,000	787,000	810,000	4,116,200	0	15,424,815
Reallocated Utilities Sewer User Fees	388,600	0	0	0	0	0	1,464,681	0	1,853,281
Utilities Water User Fees	494,057	2,011,000	2,084,000	2,160,000	2,265,000	2,349,000	17,232,105	0	28,595,162
Reallocated Utilities Water User Fees	446,944	0	0	0	0	0	0	0	446,944
Area Connection Charges	0	0	0	0	0	0	108,622	0	108,622
State Miscellaneous Grants	1,000,000	0	0	0	0	0	0	0	1,000,000
UTILITIES ENTERPRISE FUND TOTAL	\$15,852,514	\$9,104,700	\$5,315,000	\$4,646,000	\$4,771,000	\$4,884,000	\$37,714,182	\$0	\$82,287,396

County Sewer Line Rehabilitation and Replacement

Heidi K. Pepin, Management and Budget Project Coordinator (410) 386-2082

6461

This project provides ongoing funding for the rehabilitation, repair, or replacement of aging sewer lines in the Freedom, Hampstead, and Pleasant Valley Service Areas.

	FY 23	FY 24	FY 25	FY 26	FY 27	FY 28	Prior Allocation	Balance to Complete	Total Project Cost
Engineering/Design									0
Land Acquisition									0
Site Work									0
Construction	440,000	440,000	440,000	440,000	440,000	440,000	880,000		3,520,000
Equipment/Furnishings									0
Other	41,000	41,000	41,000	41,000	41,000	41,000	82,000		328,000
EXPENDITURES									

TOTAL	481,000	481,000	481,000	481,000	481,000	481,000	962,000	0	3,848,000
--------------	----------------	----------------	----------------	----------------	----------------	----------------	----------------	----------	------------------

SOURCES OF FUNDING									
Utilities Sewer User Fees	481,000	481,000	481,000	481,000	481,000	481,000	962,000		3,848,000
Reallocated Utilities Sewer User Fees									0
Utilities Water User Fees									0
Reallocated Utilities Water User Fees									0

PROJECTED OPERATING IMPACTS									
	0	0	0	0	0	0			

County Water Line Rehabilitation and Replacement

Heidi K. Pepin, Management and Budget Project Coordinator (410) 386-2082

6456

This project provides ongoing funding for the rehabilitation, repair, or replacement of aging water lines in the Freedom, Bark Hill, and Pleasant Valley Service Areas.

	FY 23	FY 24	FY 25	FY 26	FY 27	FY 28	Prior Allocation	Balance to Complete	Total Project Cost
Engineering/Design	295,000	310,000	326,000	342,000	359,000	377,000	391,000		2,400,000
Land Acquisition									0
Site Work									0
Construction	775,000	814,000	855,000	898,000	943,000	990,000	1,720,000		6,995,000
Equipment/Furnishings									0
Other	80,000	84,000	88,000	92,000	97,000	102,000	172,000		715,000
EXPENDITURES									

TOTAL	1,150,000	1,208,000	1,269,000	1,332,000	1,399,000	1,469,000	2,283,000	0	10,110,000
--------------	------------------	------------------	------------------	------------------	------------------	------------------	------------------	----------	-------------------

SOURCES OF FUNDING									
Utilities Water User Fees	803,490	1,208,000	1,269,000	1,332,000	1,399,000	1,469,000	2,283,000		9,763,490
Reallocated Utilities Water User Fees	346,510								346,510
Area Connection Charges									0
Reallocated Area Connection Charges									0

PROJECTED OPERATING IMPACTS									
	0	0	0	0	0	0			

Freedom Water Treatment Plant Equipment Replacement

Commissioner District: 5

Heidi K. Pepin, Management and Budget Project Coordinator (410) 386-2082

6462

This project provides ongoing funding to replace equipment at the Freedom Water Treatment Plant including the generator, finish water pumps, rapid mixers, and motor control centers.

	FY 23	FY 24	FY 25	FY 26	FY 27	FY 28	Prior Allocation	Balance to Complete	Total Project Cost
Engineering/Design									0
Land Acquisition									0
Site Work									0
Construction	105,000	105,000	110,000	110,000	120,000	120,000	603,490		1,273,490
Equipment/Furnishings									0
Other									0
EXPENDITURES									

TOTAL	105,000	105,000	110,000	110,000	120,000	120,000	603,490	0	1,273,490
--------------	----------------	----------------	----------------	----------------	----------------	----------------	----------------	----------	------------------

SOURCES OF FUNDING									
Utilities Maintenance Fee	105,000	105,000	110,000	110,000	120,000	120,000			670,000
Reallocated Utilities Maintenance Fees									0
Utilities Sewer User Fees									0
Utilities Water User Fees							603,490		603,490

PROJECTED OPERATING IMPACTS									
	0	0	0	0	0	0			

Freedom Water Treatment Plant Membrane Replacement

Commissioner District: 5

Heidi K. Pepin, Management and Budget Project Coordinator (410) 386-2082

6434

This project provides ongoing funding to replace the membrane filters at the Freedom Water Treatment Plant (WTP), previously replaced in FY 16. Funding is being accumulated for future replacement of the filters.

	FY 23	FY 24	FY 25	FY 26	FY 27	FY 28	Prior Allocation	Balance to Complete	Total Project Cost
Engineering/Design									0
Land Acquisition									0
Site Work									0
Construction									0
Equipment/Furnishings	190,000	190,000	190,000	190,000	190,000	190,000	1,534,000		2,674,000
Other	16,000	16,000	16,000	16,000	16,000	16,000	165,250		261,250
EXPENDITURES									
TOTAL	206,000	206,000	206,000	206,000	206,000	206,000	1,699,250	0	2,935,250
SOURCES OF FUNDING									
Utilities Water User Fees	105,567	206,000	206,000	206,000	206,000	206,000	1,699,250	0	2,834,817
Reallocated Utilities Water User Fees	100,434								100,434
Area Connection Charges									0
Reallocated Area Connection Charges									0
PROJECTED OPERATING IMPACTS	0	0	0	0	0	0			

Freedom Wells and Connections

Commissioner District: 5

Heidi K. Pepin, Management and Budget Project Coordinator (410) 386-2082

6445

This project provides funding to add wells to provide additional sources of water to the Freedom Water Service Area and rehabilitate existing well houses.

Operating impacts to be determined as the project develops.

	FY 23	FY 24	FY 25	FY 26	FY 27	FY 28	Prior Allocation	Balance to Complete	Total Project Cost
Engineering/Design							345,000		345,000
Land Acquisition							110,000		110,000
Site Work									0
Construction	250,000	500,000	250,000	250,000	250,000	250,000	1,864,000		3,614,000
Equipment/Furnishings									0
Other	25,000	50,000	25,000	25,000	25,000	25,000	79,000		254,000
EXPENDITURES									

TOTAL	275,000	550,000	275,000	275,000	275,000	275,000	2,398,000	0	4,323,000
--------------	----------------	----------------	----------------	----------------	----------------	----------------	------------------	----------	------------------

SOURCES OF FUNDING									
Utilities Maintenance Fee	275,000	550,000	275,000	275,000	275,000	275,000			1,925,000
Reallocated Utilities Sewer User Fees									0
Utilities Water User Fees	(1,000,000)						2,398,000		1,398,000
State Miscellaneous Grants	1,000,000								1,000,000

PROJECTED OPERATING IMPACTS									
	0	0	0	0	0	0			0

Patapsco Valley Pump Station Upgrade

Commissioner District: 5

Heidi K. Pepin, Management and Budget Project Coordinator (410) 386-2082

6465

This project provides planned funding to rehabilitate and expand the Patapsco Valley Pump Station, located in Sykesville. Included are replacement pumps, controls, grinder, and generator; as well as wet well relocation, new roofing, bypass valving, fencing, and paving repairs.

	FY 23	FY 24	FY 25	FY 26	FY 27	FY 28	Prior Allocation	Balance to Complete	Total Project Cost
Engineering/Design		300,000							300,000
Land Acquisition									0
Site Work									0
Construction			700,000						700,000
Equipment/Furnishings									0
Other			70,000						70,000
EXPENDITURES									
TOTAL	0	300,000	770,000	0	0	0	0	0	1,070,000
SOURCES OF FUNDING									
Utilities Sewer User Fees		300,000	770,000						1,070,000
Reallocated Utilities Sewer User Fees									0
Utilities Water User Fees									0
Reallocated Utilities Water User Fees									0
PROJECTED OPERATING IMPACTS	0	0	0	0	0	0			

Pump Station Equipment

Heidi K. Pepin, Management and Budget Project Coordinator (410) 386-2082

6468

This project provides ongoing funding for equipment at the twenty-one pump stations in the Freedom and Hampstead service areas, including standby generators, pumps, and grinders.

	FY 23	FY 24	FY 25	FY 26	FY 27	FY 28	Prior Allocation	Balance to Complete	Total Project Cost
Engineering/Design									0
Land Acquisition									0
Site Work									0
Construction	567,014	200,000	200,000	200,000	200,000	220,000	214,681		1,801,695
Equipment/Furnishings									0
Other									0
EXPENDITURES									

TOTAL	567,014	200,000	200,000	200,000	200,000	220,000	214,681	0	1,801,695
--------------	----------------	----------------	----------------	----------------	----------------	----------------	----------------	----------	------------------

SOURCES OF FUNDING									
Utilities Sewer User Fees	261,510	200,000	200,000	200,000	200,000	220,000			1,281,510
Reallocated Utilities Sewer User Fees	305,504						214,681		520,185
Utilities Water User Fees									0
Reallocated Utilities Water User Fees									0

PROJECTED OPERATING IMPACTS									
	0	0	0	0	0	0			

Runnymede Wastewater Treatment Plant Rehab

Commissioner District: 1

Heidi K. Pepin, Management and Budget Project Coordinator (410) 386-2082

6457

This project provides funding for the rehabilitation of the Runnymede Sequential Batch Reactor (SBR) Wastewater Treatment Plant, which was put into service in 1994 and serves Runnymede Elementary. The scope includes replacement pumps, UV systems, chemical feed systems, blowers, a generator, and a transfer switch; as well as electrical/ control upgrades, painting of the SBR tanks, and other site improvements.

	FY 23	FY 24	FY 25	FY 26	FY 27	FY 28	Prior Allocation	Balance to Complete	Total Project Cost
Engineering/Design							65,000		65,000
Land Acquisition									0
Site Work									0
Construction	760,000								760,000
Equipment/Furnishings									0
Other	325,000						7,000		332,000
EXPENDITURES									
TOTAL	1,085,000	0	0	0	0	0	72,000	0	1,157,000
SOURCES OF FUNDING									
Transfer from General Fund	1,085,000						72,000		1,157,000
Reallocated GF Transfer									0
Local Income Tax									0
Reallocated Local Income Tax									0
PROJECTED OPERATING IMPACTS	0	0	0	0	0	0			

Sewer Manhole Rehabilitation

Heidi K. Pepin, Management and Budget Project Coordinator (410) 386-2082

6403

This project provides ongoing funding to rehabilitate sewer manholes. Rehabilitation strategies include: foam injection, spray-on lining, manhole risers to raise the top structures, and replacement of existing manhole covers with sealed structures. New manhole installations are also included in this project.

	FY 23	FY 24	FY 25	FY 26	FY 27	FY 28	Prior Allocation	Balance to Complete	Total Project Cost
Engineering/Design									0
Land Acquisition									0
Site Work									0
Construction	83,000	87,000	90,000	93,000	96,000	99,000	2,381,200		2,929,200
Equipment/Furnishings									0
Other	8,000	9,000	9,000	9,000	10,000	10,000	23,000		78,000
EXPENDITURES									

TOTAL	91,000	96,000	99,000	102,000	106,000	109,000	2,404,200	0	3,007,200
--------------	---------------	---------------	---------------	----------------	----------------	----------------	------------------	----------	------------------

SOURCES OF FUNDING									
Utilities Sewer User Fees	91,000	96,000	99,000	102,000	106,000	109,000	2,404,200		3,007,200
Reallocated Utilities Sewer User Fees									0
Utilities Water User Fees									0
Reallocated Utilities Water User Fees									0

PROJECTED OPERATING IMPACTS									
	0	0	0	0	0	0			

Shiloh Pump Station Expansion

Commissioner District: 2

Heidi K. Pepin, Management and Budget Project Coordinator (410) 386-2082

6459

This project provides funding to expand capacity for anticipated future flows at the Shiloh Pump Station, located on Shiloh Road in Hampstead. Included are replacement pumps, controls, grinder, and generator, as well as new roofing, bypass valving, fencing, and paving repairs.

	FY 23	FY 24	FY 25	FY 26	FY 27	FY 28	Prior Allocation	Balance to Complete	Total Project Cost
Engineering/Design	220,000								220,000
Land Acquisition									0
Site Work									0
Construction		1,455,000							1,455,000
Equipment/Furnishings									0
Other									0
EXPENDITURES									

TOTAL	220,000	1,455,000	0	0	0	0	0	0	1,675,000
--------------	----------------	------------------	----------	----------	----------	----------	----------	----------	------------------

SOURCES OF FUNDING									
Utilities Maintenance Fee									0
Reallocated Utilities Maintenance Fees									0
Utilities Sewer User Fees	144,694	1,455,000							1,599,694
Reallocated Utilities Sewer User Fees	75,306								75,306

PROJECTED OPERATING IMPACTS									
	0	0	0	0	0	0			0

South Carroll High Wastewater Treatment Plant Rehab

Commissioner District: 4

Heidi K. Pepin, Management and Budget Project Coordinator (410) 386-2082

6458

This project provides funding for the rehabilitation of the South Carroll Sequential Batch Reactor (SBR) Wastewater Treatment Plant, which was put into service in 1993 and serves South Carroll High School, Winfield Elementary School and the Winfield Community Fire Department. The facility is located on W. Old Liberty Road in Sykesville. Included are replacement pumps, controls, chemical feed systems, blowers, and generator; as well as new roofing, bypass valving, fencing, tank repairs & painting, and paving repairs.

	FY 23	FY 24	FY 25	FY 26	FY 27	FY 28	Prior Allocation	Balance to Complete	Total Project Cost
Engineering/Design							80,000		80,000
Land Acquisition									0
Site Work									0
Construction		252,000					525,000		777,000
Equipment/Furnishings									0
Other		294,000					53,000		347,000
EXPENDITURES									
TOTAL	0	546,000	0	0	0	0	658,000	0	1,204,000
SOURCES OF FUNDING									
Transfer from General Fund		546,000					658,000		1,204,000
Reallocated GF Transfer									0
Bonds									0
Reallocated Bonds									0
PROJECTED OPERATING IMPACTS	0	0	0	0	0	0			

Sykesville Pump Station Expansion

Commissioner District: 5

Heidi K. Pepin, Management and Budget Project Coordinator (410) 386-2082

6460

This project provides funding to expand capacity for anticipated future flows at the Sykesville Pump Station, located on Main Street in Sykesville. Included are replacement pumps, controls, grinder, and a generator; as well as wet well relocation, new roofing, bypass valving, fencing, and paving repairs.

	FY 23	FY 24	FY 25	FY 26	FY 27	FY 28	Prior Allocation	Balance to Complete	Total Project Cost
Engineering/Design	290,000								290,000
Land Acquisition									0
Site Work									0
Construction		1,914,700							1,914,700
Equipment/Furnishings									0
Other	1,500,000	171,500							1,671,500
EXPENDITURES									

TOTAL	1,790,000	2,086,200	0	0	0	0	0	0	3,876,200
--------------	------------------	------------------	----------	----------	----------	----------	----------	----------	------------------

SOURCES OF FUNDING									
Enterprise Fund - Utilities									0
Utilities Maintenance Fee									0
Utilities Sewer User Fees	1,782,211	2,086,200							3,868,411
Reallocated Utilities Sewer User Fees	7,789								7,789

PROJECTED OPERATING IMPACTS									
	0	0	0	0	0	0			

Tank Rehabilitation and Replacement

Heidi K. Pepin, Management and Budget Project Coordinator (410) 386-2082

6332

This project provides ongoing funding for tank inspections every three years and the rehabilitation and/or replacement of existing tanks. General maintenance, site work, and repairs are also included. Listed below are planned projects:

Linton
 Bartholow
 Pleasant Valley

	FY 23	FY 24	FY 25	FY 26	FY 27	FY 28	Prior Allocation	Balance to Complete	Total Project Cost
Engineering/Design							102,500		102,500
Land Acquisition							250,000		250,000
Site Work	515,000	515,000	515,000	515,000	515,000	515,000	3,319,350		6,409,350
Construction									0
Equipment/Furnishings									0
Other	50,000	50,000	50,000	50,000	50,000	50,000	391,182		691,182
EXPENDITURES									

TOTAL	565,000	565,000	565,000	565,000	565,000	565,000	4,063,032	0	7,453,032
--------------	----------------	----------------	----------------	----------------	----------------	----------------	------------------	----------	------------------

SOURCES OF FUNDING									
Enterprise Fund - Utilities									0
Utilities Maintenance Fee	565,000	565,000	565,000	565,000	565,000	565,000	2,410,000		5,800,000
Reallocated Utilities Maintenance Fees									0
Utilities Water User Fees							1,653,032		1,653,032

PROJECTED OPERATING IMPACTS									
	0	0	0	0	0	0			

Town of Sykesville Water and Sewer Upgrades

Commissioner District: 5

Heidi K. Pepin, Management and Budget Project Coordinator (410) 386-2082

6431

This project provides funding to rehabilitate or replace clay pipes that are more than 50 years old along Main Street and the surrounding roads in the Town of Sykesville. This project combines the former Town of Sykesville Main Street Water and Sewer Upgrades and Town of Sykesville Water and Sewer Upgrades projects.

	FY 23	FY 24	FY 25	FY 26	FY 27	FY 28	Prior Allocation	Balance to Complete	Total Project Cost
Engineering/Design							550,000		550,000
Land Acquisition									0
Site Work									0
Construction	8,045,000						9,865,000		17,910,000
Equipment/Furnishings									0
Other							125,000		125,000
EXPENDITURES									

TOTAL	8,045,000	0	0	0	0	0	10,540,000	0	18,585,000
--------------	------------------	----------	----------	----------	----------	----------	-------------------	----------	-------------------

SOURCES OF FUNDING									
Utilities Maintenance Fee	8,045,000						7,640,000		15,685,000
Reallocated Utilities Maintenance Fees							900,000		900,000
Utilities Sewer User Fees							750,000		750,000
Reallocated Utilities Sewer User Fees							1,250,000		1,250,000

PROJECTED OPERATING IMPACTS									
	0	0	0	0	0	0			

Water Main Valve Replacements

Heidi K. Pepin, Management and Budget Project Coordinator (410) 386-2082

6428

This project provides ongoing funding to replace the County's water main valves and blow-off valves. Water main valves are needed to shut off lines in the event of water main breaks or if new connections are added into the system. Blow-off valves allow for water line flushing.

	FY 23	FY 24	FY 25	FY 26	FY 27	FY 28	Prior Allocation	Balance to Complete	Total Project Cost
Engineering/Design									0
Land Acquisition									0
Site Work									0
Construction	325,000	325,000	325,000	325,000	350,000	350,000	2,240,800		4,240,800
Equipment/Furnishings									0
Other	35,000	35,000	35,000	35,000	35,000	35,000	158,900		368,900
EXPENDITURES									

TOTAL	360,000	360,000	360,000	360,000	385,000	385,000	2,399,700	0	4,609,700
--------------	----------------	----------------	----------------	----------------	----------------	----------------	------------------	----------	------------------

SOURCES OF FUNDING									
Utilities Sewer User Fees									0
Reallocated Utilities Sewer User Fees									0
Utilities Water User Fees	360,000	360,000	360,000	360,000	385,000	385,000	2,399,700		4,609,700
Reallocated Utilities Water User Fees									0

PROJECTED OPERATING IMPACTS									
	0	0	0	0	0	0			0

Water Meters

Heidi K. Pepin, Management and Budget Project Coordinator (410) 386-2082

6311

This project provides ongoing funding for the upgrade and replacement of approximately 10,000 residential meters and 420 commercial meters. The upgrade includes software and hardware equipment that will enable remote readings, and could also include replacement of, or conversion to, meter vaults. Conversion moves the meter from inside private houses to a vault located in the County right-of-way to allow easier maintenance and meter readings.

	FY 23	FY 24	FY 25	FY 26	FY 27	FY 28	Prior Allocation	Balance to Complete	Total Project Cost
Engineering/Design									0
Land Acquisition									0
Site Work									0
Construction	625,000	645,000	665,000	685,000	690,000	695,000	4,001,407		8,006,407
Equipment/Furnishings							2,746,922		2,746,922
Other	62,500	64,500	66,000	68,000	69,000	70,000	294,300		694,300
EXPENDITURES									

TOTAL	687,500	709,500	731,000	753,000	759,000	765,000	7,042,629	0	11,447,629
--------------	----------------	----------------	----------------	----------------	----------------	----------------	------------------	----------	-------------------

SOURCES OF FUNDING									
Utilities Maintenance Fee	687,500	709,500	731,000	753,000	759,000	765,000	3,112,574		7,517,574
Reallocated Utilities Maintenance Fees									0
Utilities Water User Fees							3,821,433		3,821,433
Area Connection Charges							108,622		108,622

PROJECTED OPERATING IMPACTS									
	0	0	0	0	0	0			

Water Service Line Replacement

Heidi K. Pepin, Management and Budget Project Coordinator (410) 386-2082

6429

This project provides ongoing funding to replace water service lines. Leaking water lines lead to increased operational costs and loss of treated water. The allocation for this project funds the replacement of approximately 80 - 90 water service lines annually. This is for the the service line from the water main to either the water meter vault or the curb stop, which is the responsibility of the County.

	FY 23	FY 24	FY 25	FY 26	FY 27	FY 28	Prior Allocation	Balance to Complete	Total Project Cost
Engineering/Design									0
Land Acquisition									0
Site Work									0
Construction	195,000	205,000	215,000	226,000	237,000	249,000	2,269,300		3,596,300
Equipment/Furnishings									0
Other	30,000	32,000	34,000	36,000	38,000	40,000	104,900		314,900
EXPENDITURES									

TOTAL	225,000	237,000	249,000	262,000	275,000	289,000	2,374,200	0	3,911,200
--------------	----------------	----------------	----------------	----------------	----------------	----------------	------------------	----------	------------------

SOURCES OF FUNDING									
Utilities Maintenance Fee									0
Reallocated Utilities Maintenance Fees									0
Utilities Water User Fees	225,000	237,000	249,000	262,000	275,000	289,000	2,374,200		3,911,200
Reallocated Utilities Water User Fees									0

PROJECTED OPERATING IMPACTS									
	0	0	0	0	0	0			0

GLOSSARY OF TERMS
AND
ACRONYMS

GLOSSARY OF TERMS AND ACRONYMS

ADA Americans with Disabilities Act.

AGRICULTURE TRANSFER TAX Tax on the sale of property located within an area zoned for agriculture; proceeds are used to help fund the Agricultural Land Preservation program.

APPROPRIATION Legal authorization to spend a specific amount of money for a particular purpose during a fiscal period.

BALANCED BUDGET A budget in which total expenditures equal total revenues. By State Law, the County's budget must be balanced.

BOE Board of Education.

BOND An investment grade interest-bearing certificate of indebtedness sold by the County or another governmental agency to generate funds. The bond guarantees payment of the original investment plus interest by a specified date or dates in the future. Bonds typically involve long-term indebtedness to pay for capital projects.

BONDED DEBT The total amount owed by the County as a result of the sale of general obligation or other bonds guaranteed by the County Government.

CAPITAL BUDGET This budget funds construction and improvement projects such as schools, bridges, and roads.

CCC Carroll Community College.

CL Carroll (Bridges portion of the CIP.)

CCPN Carroll County Public Network.

COMMISSIONER DISTRICT Project location based on the five Commissioner districts within Carroll County.

COMMUNITY INVESTMENT PLAN (CIP) A six-year plan showing anticipated capital projects and funding sources.

DEBT SERVICE The annual payment of principal and interest on the County's bonded debt.

DEPARTMENT A County agency or office. Examples are the Department of Economic Development and the Department of Public Works.

DMB Department of Management and Budget.

ENTERPRISE FUND A fund established to account for the financing of self-supporting services provided by the County government. The services generate their own revenues from fees, charges, and other receipts. Carroll County has six enterprise funds: Airport, Fiber Network, Firearms Facility, Septage, Solid Waste, and Utilities (Water/Sewer).

EXPENDITURE The cost of goods delivered or services rendered.

FISCAL YEAR A 12 month period of time to which the annual operating and capital budgets apply. Carroll County's fiscal year runs from July 1st through June 30th.

FUND A separate budget/accounting entity with its own revenues and appropriations. The General Fund, for example, covers most of the daily operations of the County agencies and is financed by a variety of taxes and other revenues.

GENERAL GOVERNMENT Capital projects that do not specifically fit in one of the other five categories: Recreation and Culture, Public Works, Public Schools, Conservation and Open Space, and Enterprise Funds. General Government projects are typically related to Board of Elections, Public Safety, Carroll Community College, Carroll County Public Library, Sheriff's Office, Technology Services, Senior Centers, Farm Museum, and other County facilities.

GENERAL OBLIGATION BOND Common type of municipal bond secured by a state or local government's pledge to use legally available resources, including tax revenues, to repay bond holders.

GF General Fund.

GIS Geographic Information Systems.

GRANT A contribution of assets (usually cash) from one governmental entity (typically the State or Federal government) or other organization to another. The contribution is usually provided in support of a particular public function, project, or program.

HVAC Heating, ventilation, and air conditioning.

IMPACT FEES One-time charges assessed against new development to recover a portion of the capital cost of the additional public facilities of parks and schools needed to serve that development.

IPA Installment Purchase Agreements.

LOCAL INCOME TAX (LIT) Counties in Maryland have the authority to levy a Local Income Tax rate, which is expressed as a percentage of State taxable income. A portion of Local Income Tax is devoted to the Capital Fund for Public Schools projects.

LPPRP Land Preservation, Parks and Recreation Plan.

MALPF Maryland Agricultural Land Preservation Foundation.

MDE Maryland Department of the Environment.

MOA Memorandum of Agreement.

MUNICIPALITY City or town incorporated for local self-government.

NPDES National Pollutant Discharge Elimination System.

OPERATING BUDGET The annual budget, which supports the day-to-day operations of County agencies.

OPERATING IMPACTS Costs associated with implementation of projects in the capital budget. Examples include utilities, maintenance, and insurance.

OVERLAY Consists of milling and patching of failed areas, and the application of hot mix asphalt over the existing road or parking lots.

PAYGO A fiscal policy by which capital projects are funded with current revenue. In Carroll County, in addition to Transfer to Capital Fund, other sources of current revenue are appropriated directly to the Capital Budget.

PRIOR ALLOCATION Legal authorization to spend a specific amount of money for a particular purpose that occurred during a previous fiscal period.

PROGRAM OPEN SPACE (POS) Funding provided as a portion of the State Real Estate Transfer Tax for the acquisition and development of park facilities.

PROPERTY TAX Tax on the value of real and personal property is levied almost exclusively by local governments. In Maryland, the State Department of Assessments and Taxation is responsible for the valuation and assessment of all property in the State. The local government is responsible for setting the tax rate to be applied to the property assessments to generate revenues in support of the local budget. A portion of Property Tax is devoted to the Capital Fund for the Agriculture Land Preservation project.

REAPPROPRIATION A transfer of funds that may occur when there are unspent budgeted funds from a completed or cancelled project, or when there is an unallocated project that holds funds for future use.

RESOLUTION Formal statement presented to Commissioners for decision.

REVENUES Monies received by the County to provide services needed by the public. Property Taxes, building permits, and receipts from State and Federal sources are examples. By law, revenues must meet or exceed appropriations.

SEQUENTIAL BATCH REACTORS (SBR) A type of sludge process for the treatment of wastewater.

TMDL Total Maximum Daily Load.

WRE Water Resource Element.

WTP Water Treatment Plant.

WWTP Wastewater Treatment Plant.

INDEX

Index

Active Capital Projects with Prior Appropriations.....	44
Active Capital Projects with Prior Appropriations Title Page.....	41
Agriculture Land Preservation.....	81
Airport Building Repairs.....	184
Airport Summary Page.....	183
Airport Title Page.....	181
Appointed Officials.....	4
Bark Hill Landfill Remediation.....	198
Board of County Commissioners Title Page.....	1
Board of County Commissioners.....	3
Bridge Inspection and Inventory.....	106
Bridge Maintenance and Structural Repair.....	107
Bridges Comparison.....	18
Bridges Summary Page.....	105
Bridges Title Page.....	103
Brown Road over Roaring Run.....	108
Budget Summary Title Page.....	49
Cape Horn Park Field Lighting.....	125
Cape Horn Park Waterless Restrooms Replacement.....	126
Capital Budget Summary Title Page.....	31
Capital Fund Appropriations – Charts.....	38
Capital Fund Revenues – Charts.....	36
Career and Technology Center.....	65
Carroll Community College Systemic Renovations.....	149
Carroll Community College Technology.....	150
Carroll Community College Turf Field.....	151
CCPN Equipment Replacement.....	190
Charles Carroll Gymnasium and Community Center.....	152
Cleaning and Painting of Bridge Structural Steel.....	109
Community Investment Plan for Fiscal Year 2023.....	40
Community Self-Help Projects.....	127
Comparison Charts Title Page.....	11
Conservation and Open Space Comparison.....	15
Conservation and Open Space Overview.....	19
Conservation and Open Space Summary Page.....	80
Conservation and Open Space Title Page.....	77
County Building Systemic Renovations.....	153
County Sewer Line Rehabilitation and Replacement.....	204
County Technology.....	154
County Water Line Rehabilitation and Replacement.....	205
Courthouse Annex Renovation.....	155
East Middle School Replacement.....	66
Enterprise Fund – Solid Waste Comparison.....	27

Enterprise Fund – Utilities Comparison	28
Enterprise Funds – Airport, Fiber Network, and Septage Comparison.....	26
Enterprise Funds FY 23 – FY 28 Community Investment Plan.....	174
Enterprise Funds Overview Page.....	173
Enterprise Funds Title Page.....	171
Explanation of Active Capital Projects.....	43
Farm Museum Pavilion Replacement.....	156
Fiber Network Summary Page.....	189
Fiber Network Title Page.....	187
Fleet Lift Replacements.....	157
Freedom Park Paving and Pavilion Replacement... ..	128
Freedom Wells and Connections.....	208
Freedom WTP Equipment Replacement.....	206
Freedom WTP Membrane Replacement	207
FY 2023 Capital Improvement Program Budget Request	62
FY 2024 – 2028 Capital Improvement Program Plan	63
FY 21 – FY 23 All Funds Appropriations Summary	34
FY 21 – FY 23 All Funds Revenue Summary.....	33
FY 21 – FY 23 Capital Fund Appropriations.....	37
FY 21 – FY 23 Capital Fund Revenues.....	35
FY 23 – FY 28 Community Investment Plan.....	51
FY 23 Enterprise Fund Schedule of Reappropriations.....	179
FY 23 Schedule of Reappropriations.....	39
Gaither Road over South Branch Patapsco.....	110
General Government Comparison	23
General Government Overview Page.....	147
General Government Summary Page	148
General Government Title Page.....	145
General Government Unallocated.....	158
Generator Replacement	159
Georgetown Boulevard Extension.....	92
Gillis Falls Trail Phase II.....	129
Glossary of Terms and Acronyms Title Page	221
Glossary of Terms and Acronyms	223
Grounds and Maintenance Equipment	185
Hashawha Waterless Restroom... ..	130
Hawks Hill Road over Little Pipe Creek Tributary.....	111
Health Department Storage Building.....	160
Highway Safety Improvements	93
Hughes Shop Road Bridge over Bear Branch.....	112
HVAC System Replacement – Oklahoma Road Middle... ..	67
HVAC System Replacement – Spring Garden Elementary.....	68
Index Title Page.....	227
Index.....	229
Infrastructure Reserve... ..	161
Land Acquisition	131

Landfill Expansion and Improvements.....	199
Library Technology	162
McKinstry’s Mill Road over Little Pipe Creek.....	113
McKinstry’s Mill Road over Sams Creek.....	114
Monroe Avenue Connection.....	94
Northwest Regional Park.....	132
Northwest Trail.....	133
Old Kays Mill Road over Beaver Run.....	115
Park Restoration	134
Parking Lot Overlays.....	163
Patapsco Road over E. Branch Patapsco.....	116
Patapsco Valley Pump Station Upgrade	209
Pavement Management Program.....	95
Pavement Preservation.....	96
Paving.....	69
Pavilion Replacement... ..	135
Payroll/Human Resources System Replacement.....	164
Piney Run Dam Rehabilitation	165
Piney Run Paving	136
Piney Run Seawall and Launch Replacement.....	137
Public Safety Emergency Communications Radios.....	166
Public Safety Radio Circuit and Microwave Network Replacement.....	167
Public Safety Regional Water Supply.....	168
Public Schools Comparison.....	13
Public Schools Overview... ..	61
Public Schools Summary Page	64
Public Schools Title Page.....	59
Public Works Overview	87
Public Works Title Page	85
Public Works Unallocated.....	97
Pump Station Equipment.....	210
Quick Guide to the FY 23 – 28 Community Investment Plan Title Page	5
Quick Guide to the FY 23 – 28 Community Investment Plan	7
Ramp and Sidewalk Upgrades.....	98
Recreation and Culture Comparison.....	20
Recreation and Culture Overview	123
Recreation and Culture Summary Page.....	124
Recreation and Culture Title Page.....	121
Recreation and Parks Unallocated.....	138
Relocatable Classrooms.....	70
Ridenour Way Extension.....	99
Roads Comparison.....	16
Roads Summary Page.....	91
Roads Title Page.....	89

Roof Repairs.....	71
Roof Replacement – North Carroll Middle School.....	72
Runnymede Wastewater Treatment Plant Rehabilitation.....	211
Sandymount Park Waterless Restrooms	139
Septage Summary Page	193
Septage Title Page	191
Sewer Manhole Rehabilitation.....	212
Shepherds Mill over Little Pipe Creek.....	117
Sheriff’s Office – Headquarters.....	169
Sheriff’s Office – Patrol Area Renovation.....	170
Shiloh Pump Station Expansion.....	213
Small Drainage Structures.....	100
Solid Waste Summary Page.....	197
Solid Waste Title Page.....	195
South Carroll High Wastewater Treatment Plant Rehabilitation.....	214
Sports Complex Dugout Improvements.....	140
Stone Chapel Road over Little Pipe Creek.....	118
Storm Drain Rehabilitation.....	101
Storm Drain Video Inspection.....	102
Stormwater Facility Renovation.....	82
Sykesville Pump Station Expansion.....	215
Tank Rehabilitation and Replacement.....	216
Technology Improvements.....	73
Tot Lot Replacement.....	141
Town Fund.....	142
Town of Sykesville Water and Sewer Upgrades.....	217
Transfer to Operating Budget for BOE Debt Service.....	74
Union Mills Water Flume, Shaft and Waterwheel Replacement.....	143
Union Mills Recreation Area.....	144
Upper Beckleysville Road over Murphy Run.....	119
Utilities Summary Page.....	203
Utilities Title Page.....	201
Waste Transfer Station Floor Replacement.....	200
Water Development.....	84
Water Main Valve Replacements.....	218
Water Meters.....	219
Water Service Line Replacement.....	220
Watershed Assessment and Improvement (NPDES).....	83
Westminster Septage Facility Improvements.....	194
Window Replacement – South Carroll High.....	75
Window Replacement – Westminster High.....	76

