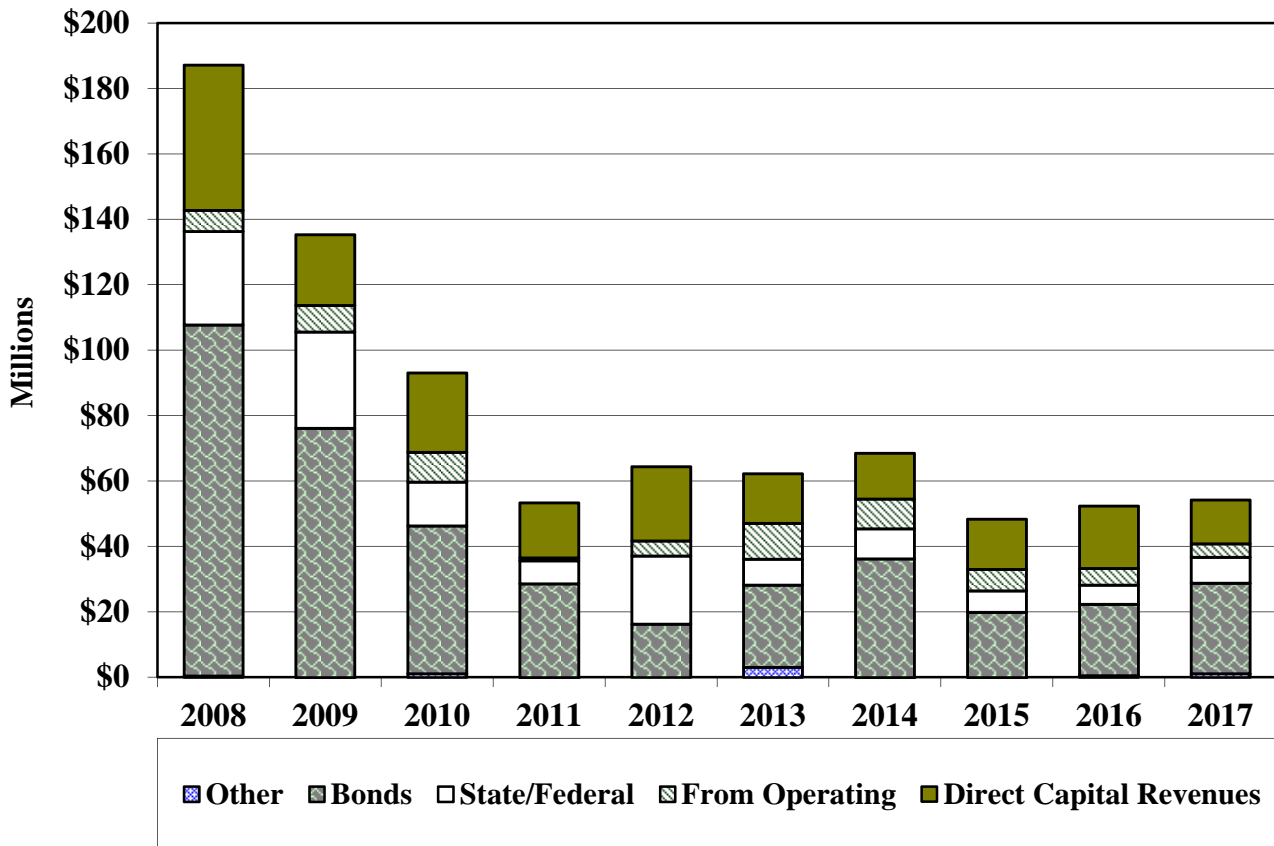


## FY 15 - FY 17 Capital Fund Revenues

Revenue Source	Fiscal Year			\$ Change FY 16 to FY 17
	2015 Budget	2016 Budget	2017 Budget	
<b>Local</b>				
Transfer from General Fund	\$5,670,887	\$3,136,950	\$3,067,556	(\$69,394)
Local Income Tax	13,488,119	12,568,090	12,413,410	(154,680)
Property Tax	0	727,220	806,500	79,280
Bonds	9,672,746	15,898,480	27,464,604	11,566,124
Non-Cash Notes	0	4,536,851	0	(4,536,851)
Reallocated Bonds	10,131,050	5,900,712	177,642	(5,723,070)
Reallocated General Fund Transfer	936,004	1,932,965	1,024,617	(908,348)
Land Sales	225,000	336,919	0	(336,919)
Reallocated Property Tax	1,223,171	38,126	0	(38,126)
Impact Fee - Parks	318,000	450,000	160,670	(289,330)
Ag Transfer Tax	30,000	425,000	30,000	(395,000)
<b>LOCAL TOTAL</b>	<b>\$41,694,977</b>	<b>\$45,951,313</b>	<b>\$45,144,999</b>	<b>(\$806,314)</b>
<b>State</b>				
Highway Administration	\$192,700	\$176,000	\$176,000	\$0
School Construction	3,915,000	2,276,000	6,190,695	3,914,695
Agriculture Preservation (MALPF)	1,250,000	500,000	0	(500,000)
Highway User Revenue	1,050,000	1,206,008	1,110,000	(96,008)
Program Open Space	91,800	1,598,150	506,365	(1,091,785)
<b>STATE TOTAL</b>	<b>\$6,499,500</b>	<b>\$5,756,158</b>	<b>\$7,983,060</b>	<b>\$2,226,902</b>
<b>Federal</b>				
Federal Highway/Bridge	\$0	\$160,000	\$0	(\$160,000)
<b>FEDERAL TOTAL</b>	<b>\$0</b>	<b>\$160,000</b>	<b>\$0</b>	<b>(\$160,000)</b>
<b>Other</b>				
Municipal	\$0	\$516,000	\$871,000	\$355,000
Grants	16,000	0	255,565	255,565
Reallocated Developer Contribution	100,000	0	0	0
<b>OTHER TOTAL</b>	<b>\$116,000</b>	<b>\$516,000</b>	<b>\$1,126,565</b>	<b>\$610,565</b>
<b>TOTAL REVENUES</b>	<b>\$48,310,477</b>	<b>\$52,383,471</b>	<b>\$54,254,624</b>	<b>\$1,871,153</b>

# Capital Fund Revenues



This chart shows the capital budget by revenue source for FY 08 - 17.

**From Operating** includes current and prior year revenues from local sources transferred to the Capital Fund, including transfers from the General Fund and reallocated General Fund transfers.

**State and Federal** includes funds from sources such as the State School Construction Program, Program Open Space, Highway User Revenue, Rural Legacy Grants, State Agricultural Preservation (MALPF), and State Highway Administration.

**Bonds** include new and reallocated general obligation bonds.

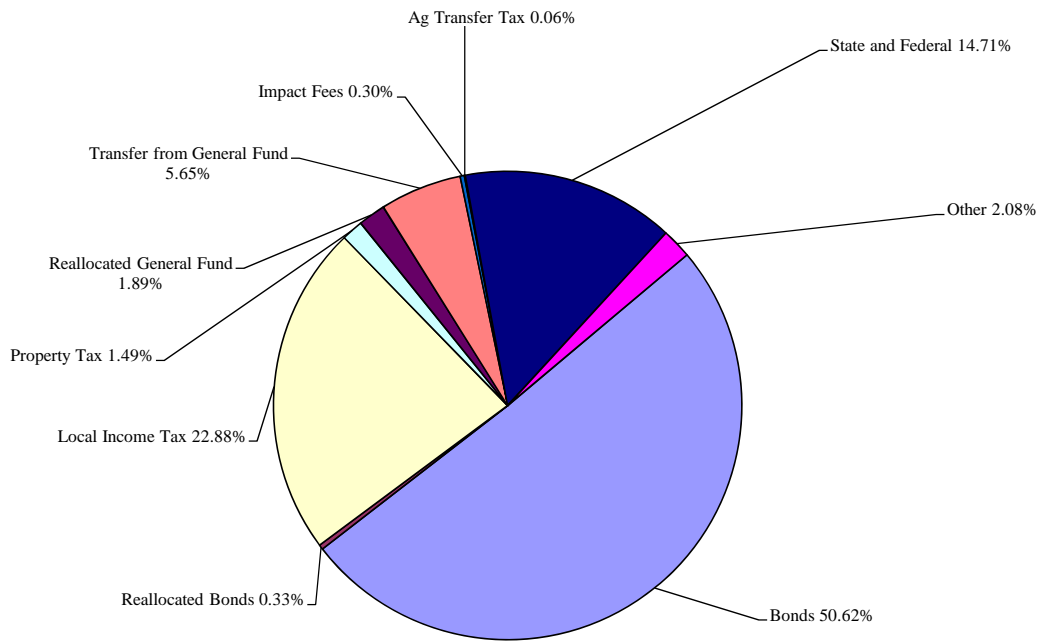
**Direct Capital Revenues** include funds earmarked by the Commissioners for use in the Capital Fund. These revenues are appropriated directly to the Capital Fund rather than being transferred from the General Fund. While generally 9.09%, in FY 17, 7.1% of Local Income Tax collected is appropriated for school construction. Approximately 2.25% of Real Property Tax is dedicated to agricultural preservation. In FY 08, an additional \$19 million in Real Property Tax was appropriated directly to the Capital Fund.

**Other** consists of revenues such as grants, developer contributions, and private, municipal, and community contributions.

# Capital Fund Revenues

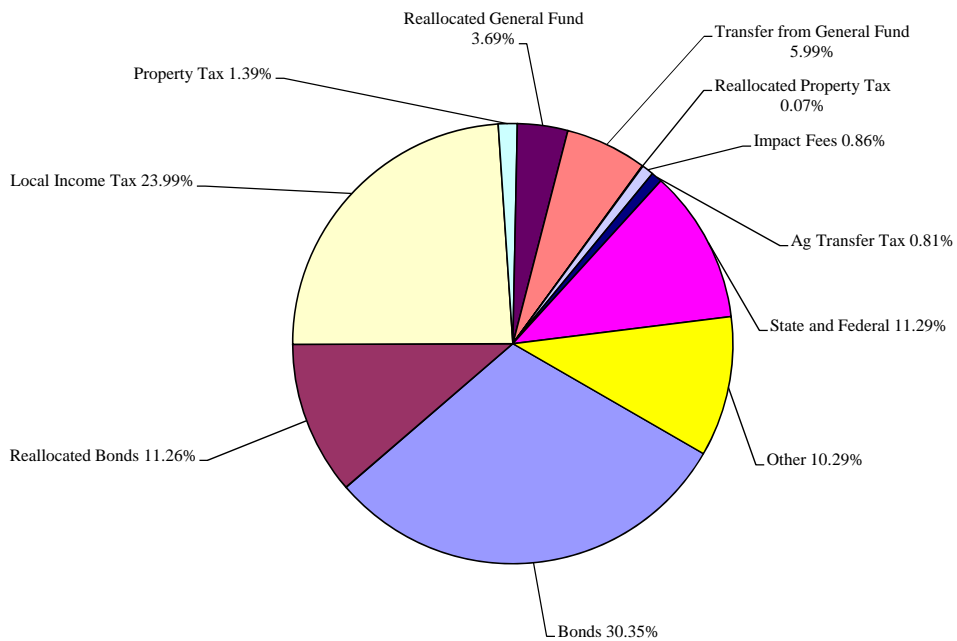
Fiscal Year 2017 Budget

\$54,254,624



Fiscal Year 2016 Budget

\$52,383,471



## FY 15 - FY 17 Capital Fund Appropriations

---

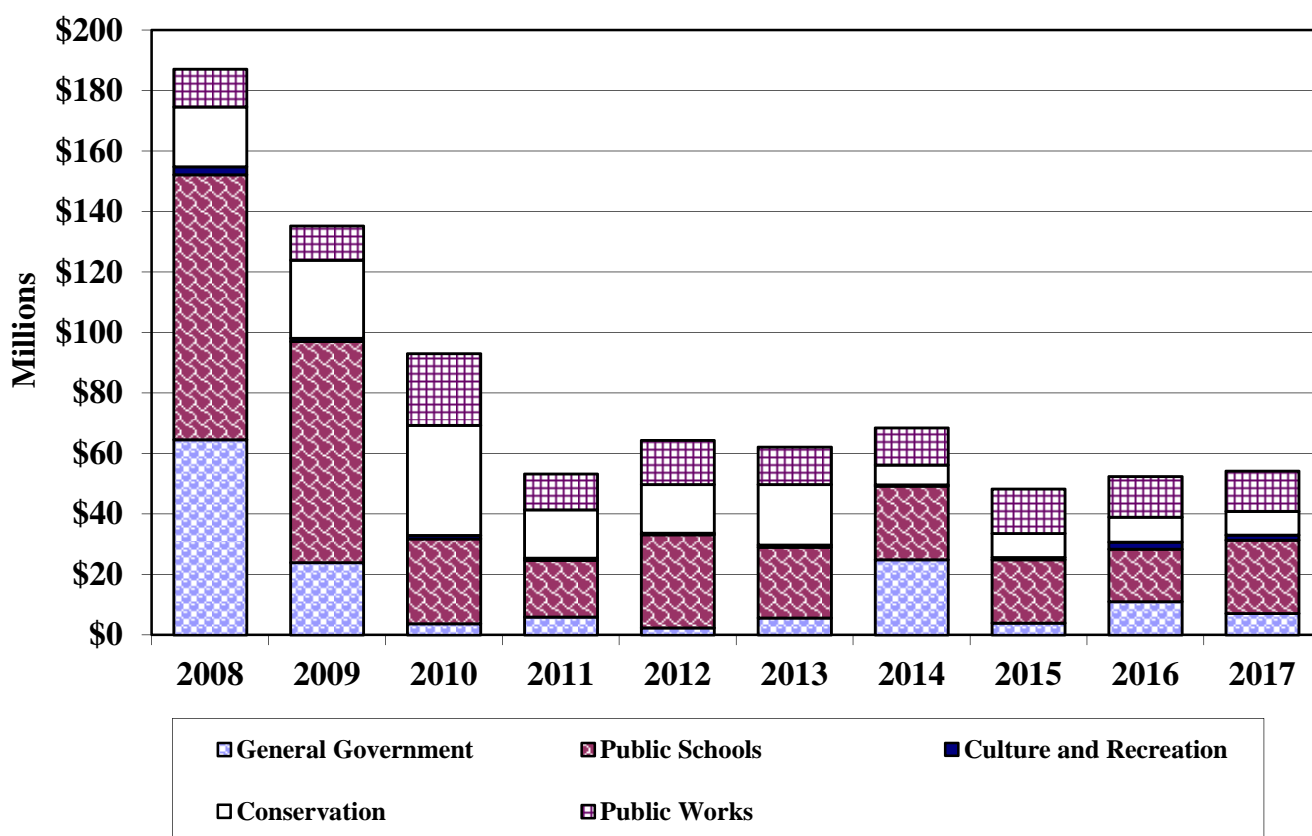
Appropriation Area	Fiscal Year			\$ Change FY 16 to FY 17
	2015 Budget	2016 Budget	2017 Budget	
<b>Public Schools</b>	\$20,886,119	\$17,338,090	\$24,199,860	\$6,861,770
<b>Conservation and Open Space</b>	7,921,300	8,256,520	7,765,708	(490,812)
<b>Public Works</b>	14,744,200	13,412,545	13,393,456	(19,089)
<b>Culture and Recreation</b>	762,600	2,307,793	1,711,400	(596,393)
<b>General Government</b>	3,996,258	11,068,523	7,184,200	(3,884,323)
<b>Total Appropriations</b>	<b>\$48,310,477</b>	<b>\$52,383,471</b>	<b>\$54,254,624</b>	<b>\$1,871,153</b>

## FY 15 - FY 17 Capital Fund Appropriations

---

Appropriation Area	Fiscal Year			\$ Change FY 16 to FY 17
	2015 Budget	2016 Budget	2017 Budget	
<b><u>Public Schools</u></b>	\$20,886,119	\$17,338,090	\$24,199,860	\$6,861,770
<b><u>Conservation and Open Space</u></b>	\$7,921,300	\$8,256,520	\$7,765,708	(\$490,812)
<b><u>Public Works</u></b>				
Roads	\$14,465,000	\$12,670,245	\$13,102,256	\$432,011
Bridges	279,200	742,300	291,200	(451,100)
<b>Public Works Total</b>	<b>\$14,744,200</b>	<b>\$13,412,545</b>	<b>\$13,393,456</b>	<b>(\$19,089)</b>
<b><u>Culture and Recreation</u></b>	<b>\$762,600</b>	<b>\$2,307,793</b>	<b>\$1,711,400</b>	<b>(\$596,393)</b>
<b><u>General Government</u></b>				
County Facilities	\$3,005,458	\$10,218,523	\$2,184,800	(\$8,033,723)
Criminal Justice/Public Safety	0	260,000	4,499,400	4,239,400
Carroll Community College	820,000	300,000	100,000	(200,000)
Libraries/Senior Centers	170,800	290,000	400,000	110,000
<b>General Government Total</b>	<b>\$3,996,258</b>	<b>\$11,068,523</b>	<b>\$7,184,200</b>	<b>(\$3,884,323)</b>
<b>Total Appropriations</b>	<b>\$48,310,477</b>	<b>\$52,383,471</b>	<b>\$54,254,624</b>	<b>\$1,871,153</b>

# Capital Fund Appropriations



This chart shows appropriations to the five principal aggregations in the Capital Budget for FY 08 - 17.

**Public Schools** includes school construction, renovation, and modernization projects.

**Conservation** includes agricultural preservation and easement programs, NPDES compliance projects, water development, and acquisition of property for other County uses, which may include future roadway easements and public facilities.

**Public Works** includes projects for the maintenance and construction of roads and bridges.

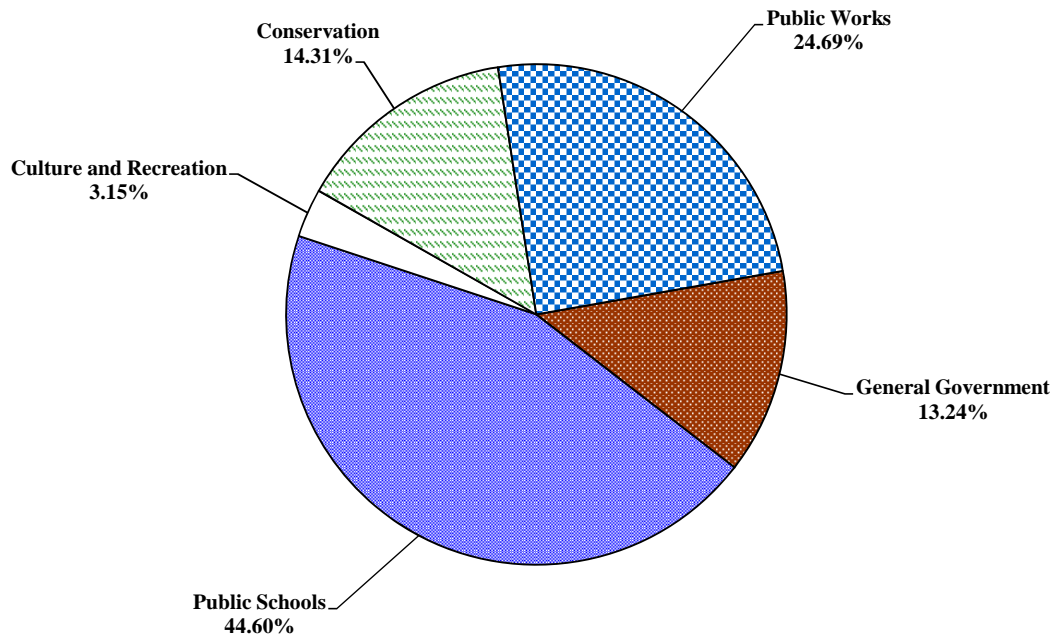
**Culture and Recreation** includes the purchase of land for parks, development of parks, ballfields, trails, Self-Help projects, park restoration and Union Mills Homestead.

**General Government** includes County buildings, Public Safety, Community College, County Technology and Carroll County Public Library projects.

# Capital Fund Appropriations

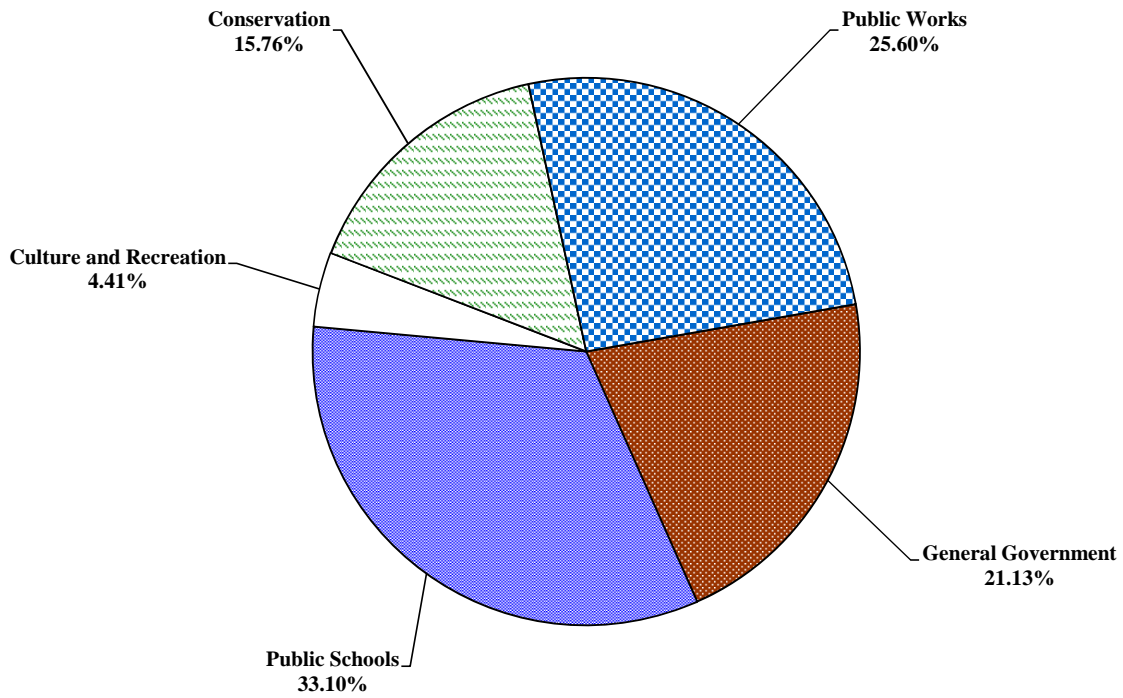
Fiscal Year 2017 Budget

\$54,254,624



Fiscal Year 2016 Budget

\$52,383,471



**COMMUNITY INVESTMENT PLAN - Schedule of Reappropriations  
Fiscal Year 2017**

Reappropriations may occur when there are unspent budgeted funds from a completed or cancelled project or when there is an unallocated project that holds funds for a future use.

**Capital Fund**

From	Project		Amount/Source		
	To	Current	Bonds	Other	
8508 Road Improvements - Challedon Circle	FY 17 Pavement Management Program		\$56,024.43		
8440 Pavement Management Program	FY 17 Pavement Management Program	\$400,000.00			
8474 Pavement Management Program	FY 17 Pavement Management Program	529,617.49			
8510 Union Mills Additional Restroom	Union Mills Main House Renovations	70,000.00			
9736 Town Fund	9139 Rec and Park Unallocated	25,000.00			
8295 Stormwater Facility Reconstruction	9920 Watershed Assesment and Improvements		121,617.73		
	Total	\$1,024,617.49	\$177,642.16		\$0.00



COMMUNITY INVESTMENT PLAN FOR FISCAL YEAR 2017

	Total 2017	Source of Funding			
		Other	Local Bonds	State	Federal and Other
<b>PUBLIC SCHOOLS</b>					
Career and Technology Center Replacement	\$100,000	\$100,000	\$0	\$0	\$0
Francis Scott Key High Roof Replacement	3,818,000	0	1,844,000	1,974,000	0
Friendship Valley Elementary Roof Replacement	112,000	0	112,000	0	0
Paving	500,000	500,000	0	0	0
Piney Ridge Elementary Roof Replacement	79,000	0	79,000	0	0
Relocatable Classroom Removal	165,000	165,000	0	0	0
South Carroll High Roof Replacement	3,999,450	0	1,779,755	2,219,695	0
Transfer to Operating Budget for BOE Debt Service	11,588,410	11,588,410	0	0	0
Westminster High Electrical Equipment Replacement	60,000	60,000	0	0	0
Westminster High Roof Replacement	3,778,000	0	1,781,000	1,997,000	0
<b>PUBLIC SCHOOLS TOTAL</b>	<b>\$24,199,860</b>	<b>\$12,413,410</b>	<b>\$5,595,755</b>	<b>\$6,190,695</b>	<b>\$0</b>
<b>CONSERVATION AND OPEN SPACE</b>					
Agricultural Land Preservation	\$2,169,800	\$836,500	\$1,333,300	\$0	\$0
Environmental Compliance	75,000	37,500	37,500	0	0
Stormwater Facility Renovation	331,500	0	331,500	0	0
Watershed Assessment and Improvement (NPDES)	5,189,408	0	4,318,408	0	871,000
<b>CONSERVATION AND OPEN SPACE TOTAL</b>	<b>\$7,765,708</b>	<b>\$874,000</b>	<b>\$6,020,708</b>	<b>\$0</b>	<b>\$871,000</b>
<b>PUBLIC WORKS</b>					
- ROADS -					
Highway Safety Improvements	\$30,000	\$0	\$0	\$30,000	\$0
Johnsville Road Sidewalk	290,256	34,691	0	255,565	0
Market Street Extended	63,000	0	63,000	0	0
Pavement Management Program	11,180,000	929,617	10,074,383	176,000	0
Pavement Preservation	1,080,000	0	0	1,080,000	0
Ramp and Sidewalk Upgrades	75,000	0	75,000	0	0
Small Drainage Structures	84,000	0	84,000	0	0
Storm Drain Rehabilitation	200,000	200,000	0	0	0
Transportation/State Projects	100,000	100,000	0	0	0
	<b>\$13,102,256</b>	<b>\$1,264,308</b>	<b>\$10,296,383</b>	<b>\$1,541,565</b>	<b>\$0</b>
- BRIDGES -					
Bridge Inspection and Inventory	\$38,000	\$38,000	\$0	\$0	\$0
Bridge Maintenance and Structural Repairs	53,200	53,200	0	0	0
Hollingsworth Road over Unnamed Tributary	200,000	0	200,000	0	0
	<b>\$291,200</b>	<b>\$91,200</b>	<b>\$200,000</b>	<b>\$0</b>	<b>\$0</b>
<b>PUBLIC WORKS TOTAL</b>	<b>\$13,393,456</b>	<b>\$1,355,508</b>	<b>\$10,496,383</b>	<b>\$1,541,565</b>	<b>\$0</b>
<b>CULTURE AND RECREATION</b>					
Community Self-Help Projects	\$74,000	\$74,000	\$0	\$0	\$0
Bear Branch Tot Lot	116,700	10,670	0	106,030	0
Deer Park and Sandymount Court Resurfacings	223,150	22,315	0	200,835	0
Mayeski Park Road Overlay	90,000	90,000	0	0	0
Park Restoration	309,600	309,600	0	0	0
Recreation and Parks Unallocated	25,000	25,000	0	0	0
Tot Lot Replacement	55,000	5,500	0	49,500	0
Town Fund	7,950	7,950	0	0	0
Union Mills Main House Renovations	510,000	180,000	330,000	0	0
Westminster Veterans Memorial Park	300,000	150,000	0	150,000	0
<b>CULTURE AND RECREATION TOTAL</b>	<b>\$1,711,400</b>	<b>\$875,035</b>	<b>\$330,000</b>	<b>\$506,365</b>	<b>\$0</b>
<b>GENERAL GOVERNMENT</b>					
Carroll Community College Systemic Renovations	\$100,000	\$0	\$100,000	\$0	\$0
County Building Systemic Renovations	700,000	0	700,000	0	0
County Phone System Replacement	300,000	300,000	0	0	0
County Technology	1,000,000	1,000,000	0	0	0
Courthouse Annex Renovation	32,400	0	32,400	0	0
Indoor Track - Shipley Arena	50,000	50,000	0	0	0
Infrastructure Planning Studies	30,000	30,000	0	0	0
Law Enforcement Building Renovations	4,300,000	100,000	4,200,000	0	0
Library Technology Replacements	400,000	400,000	0	0	0
Parking Lot Overlays	79,000	79,000	0	0	0
Public Safety Training Center Improvements	167,000	0	167,000	0	0
Records Management	25,800	25,800	0	0	0
<b>GENERAL GOVERNMENT TOTAL</b>	<b>\$7,184,200</b>	<b>\$1,984,800</b>	<b>\$5,199,400</b>	<b>\$0</b>	<b>\$0</b>
<b>GRAND TOTAL</b>	<b>\$54,254,624</b>	<b>\$17,502,753</b>	<b>\$27,642,246</b>	<b>\$8,238,625</b>	<b>\$871,000</b>