



Carroll County Maryland



Community Investment Plan
Proposed
Fiscal Years 2024 - 2029



PRODUCED BY

Department of Management and Budget

Ted Zaleski..... Director
Deborah Effingham.....Chief, Bureau of Budget
Taylor Hockensmith.....Management and Budget Project Coordinator
Heidi Pepin.....Management and Budget Project Coordinator
Ashleigh Smith.....Senior Management and Budget Analyst
Ryan Nowicki.....Management and Budget Analyst
Lydia Rogers.....Management and Budget Analyst
Jacob Dellinger.....Budget Assistant
Kerri Bonanno.....Administrative Assistant

Special thanks to the staff in Production and Distribution

Accessibility

The Americans with Disabilities Act applies to the Carroll County Government and its programs, services, activities, and facilities. If you have questions, suggestions, or complaints, please contact at 410-386-3600 or MD Relay 711/ (800) 735-2258 or email <mailto:ADA@carrollcountymd.gov>. The mailing address is: 10 Distillery Drive, Suite 101, Westminster, Maryland 21157.

FY 24 - FY 29 CIP

Proposed

Table of Contents

Board of County Commissioners

Board of County Commissioners Title Page	1
Board of County Commissioners	3
Appointed Officials	4

Quick Guide to the FY 24 – 29 Community Investment Plan

Quick Guide to the FY 24 – 29 Community Investment Plan Title Page	5
Quick Guide to the FY 24 – 29 Community Investment Plan	7

Comparison Charts

Comparison Charts Title Page	11
Public Schools Comparison.....	13
Conservation and Open Space Comparison.....	15
Roads Comparison	16
Bridges Comparison	17
Recreation and Culture Comparison.....	19
General Government Comparison	21
Enterprise Funds – Airport, Fiber Network, and Solid Waste Comparison.....	23
Enterprise Fund – Utilities Comparison	24

All Funds and Capital Budget Summary

Capital Budget Summary Title Page	27
FY 22 – FY 24 All Funds Revenue Summary.....	29
FY 22 – FY 24 All Funds Appropriations Summary.....	30
FY 22 – FY 24 Capital Fund Revenues.....	31
Capital Fund Revenues – Charts	32
FY 22 – FY 24 Capital Fund Appropriations	33
Capital Fund Appropriations – Charts.....	34
FY 24 Schedule of Reappropriations.....	35
Community Investment Plan for Fiscal Year 2024.....	36

Budget Summary

Budget Summary Title Page.....	37
FY 24 – FY 29 Community Investment Plan	39

Public Schools

Public Schools Title Page.....	47
--------------------------------	----

Public Schools Overview	49
FY 2024 Capital Improvement Program Budget Request.....	50
FY 2025 – 2029 Capital Improvement Program Plan.....	51
Public Schools Summary Page	52
Career and Technology Center	53
East Middle School Replacement.....	54
HVAC Improvements and Replacements	55
HVAC System Replacement – Carroll Springs	56
HVAC System Replacement – Carrolltowne Elementary.....	57
HVAC System Replacement – Northwest Middle.....	58
HVAC System Replacement – Mount Airy Elementary.....	59
Kindergarten and PreK Addition – Cranberry Station Elem.....	60
Kindergarten and PreK/PRIDE Addition – Friendship Valley Elem.	61
Kindergarten and PreK Addition – Sandymount Elementary	62
Kindergarten and PreK Addition – Taneytown Elementary	63
Paving.....	64
Prekindergarten Additions	65
Relocatable Classroom	66
Roof Repairs.....	67
Roof Replacements	68
Roof Replacement – Spring Garden Elementary	69
Technology Improvements	70
Transfer to Operating Budget for BOE Debt Service.....	71

Conservation and Open Space

Conservation and Open Space Title Page	73
Conservation and Open Space Overview	75
Conservation and Open Space Summary Page	76
Agriculture Land Preservation.....	77
Environmental Compliance	78
PFAS Remediation.....	79
Stormwater Facility Renovation	80
Watershed Assessment and Improvement (NPDES).....	81

Public Works

Public Works Title Page	83
Public Works Overview	85

Roads

Roads Title Page.....	87
Roads Summary Page	89
Georgetown Boulevard Extension.....	90
Highway Safety Improvements	91
Klees Mill Road Slope Repair	92
Monroe Avenue Extension	93
Pavement Management Program.....	94
Pavement Preservation.....	95

Ramp and Sidewalk Upgrades.....	96
Slacks Road Improvements.....	97
Small Drainage Structures	98
Storm Drain Rehabilitation	99
Storm Drain Video Inspection	100

Bridges

Bridges Title Page	101
Bridges Summary Page.....	103
Bridge Inspection and Inventory.....	104
Bridge Maintenance and Structural Repair	105
Brown Road over Roaring Run	106
Cleaning and Painting of Bridge Structural Steel	107
Gaither Road over South Branch Patapsco	108
Hawks Hill Road over Little Pipe Creek Tributary.....	109
Hughes Shop Road Bridge over Bear Branch.....	110
McKinstry’s Mill Road over Little Pipe Creek	111
McKinstry’s Mill Road over Sams Creek	112
McKinstry’s Mill Road over Tributary to Little Pipe Creek	113
Old Kays Mill Road over Beaver Run.....	114
Patapsco Road over E. Branch Patapsco	115
Stem Road over Wolf Pit Branch	116
Stone Chapel Road over Little Pipe Creek.....	117
Upper Beckleysville Road over Murphy Run	118

Recreation and Culture

Recreation and Culture Title Page	119
Recreation and Culture Overview	121
Recreation and Culture Summary Page.....	122
Cape Horn Park Field Lighting Phase II	123
Community Self-Help Projects.....	124
Gillis Falls Trail.....	125
Hashawha Waterless Restroom	126
Land Acquisition	127
Northwest Regional Park	128
Northwest Trail.....	129
Outdoor Basketball Court Additions	130
Park Restoration	131
Pavilion Replacements	132
Piney Run Paving.....	133
Sports Complex Dugout Improvements	134
Tot Lot Replacement.....	135
Town Fund	136
Unallocated Impact Fees.....	137
Union Mills Recreation Area.....	138

General Government

General Government Title Page 139
General Government Overview Page 141
General Government Summary Page..... 142
Carroll Community College Distributed Antenna System 143
Carroll Community College Technology..... 144
County Building Systemic Renovations 145
County Technology..... 146
Courtroom #6 Expansion 147
Elections Lease Space Renovation 148
Fire and EMS – Self-Contained Breathing Apparatus Replacement..... 149
Fleet Lift Replacements 150
General Government Unallocated 151
Generator Replacement..... 152
Historic Courthouse Holding Area Renovation..... 153
Library Technology 154
Parking Garage 155
Parking Lot Overlays 156
Piney Run Dam Rehabilitation 157
Public Safety Emergency Communications Radios 158
Public Safety Radio Circuit and Microwave Network Replacement..... 159
Public Safety Regional Water Supply..... 160
Sheriff’s Office – Headquarters 161

Enterprise Funds

Enterprise Funds Title Page..... 163
Enterprise Funds Overview Page..... 165
Enterprise Funds FY 24 – FY 29 Community Investment Plan 166
FY 24 Enterprise Fund Schedule of Reappropriations 170

Airport Enterprise Fund

Airport Title Page 171
Airport Summary Page 173
Grounds and Maintenance Equipment..... 174

Fiber Network Enterprise Fund

Fiber Network Title Page 175
Fiber Network Summary Page..... 177
CCPN Equipment Replacement 178

Solid Waste Enterprise Fund

Solid Waste Title Page 179
Solid Waste Summary Page 181
Landfill Gas Flare System Replacements 182

Utilities Enterprise Fund

Utilities Title Page..... 183
Utilities Summary Page..... 185
Booster Station Upgrade..... 186
County Sewer Line Rehabilitation and Replacement 187
County Water Line Rehabilitation and Replacement 188
Freedom WTP Equipment Replacement 189
Freedom WTP Membrane Replacement..... 190
Hampstead WWTP Enhanced Nutrient Removal Upgrade 191
Patapsco Valley Pump Station Rehabilitation 192
Pump Station Equipment Replacement 193
Shiloh Pump Station Expansion..... 194
South Carroll High Wastewater Treatment Plant Rehab 195
Stone Manor Pump Station Rehab..... 196
Stream Bank Stabilization..... 197
Sykesville Pump Station Expansion 198
Tank Inspection and Rehabilitation 199
Water Main Valve Replacement and Rehabilitation 200
Water Meter System Upgrade..... 201
Water Meters..... 202
Water Service Line Replacement..... 203

Glossary of Terms and Acronyms

Glossary of Terms and Acronyms Title Page..... 205
Glossary of Terms and Acronyms 207

Index

Index Title Page..... 211
Index..... 213

BOARD
OF
COUNTY COMMISSIONERS

Board of County Commissioners



**Joseph Vigliotti
District 1**



**Kenneth Kiler
District 2**



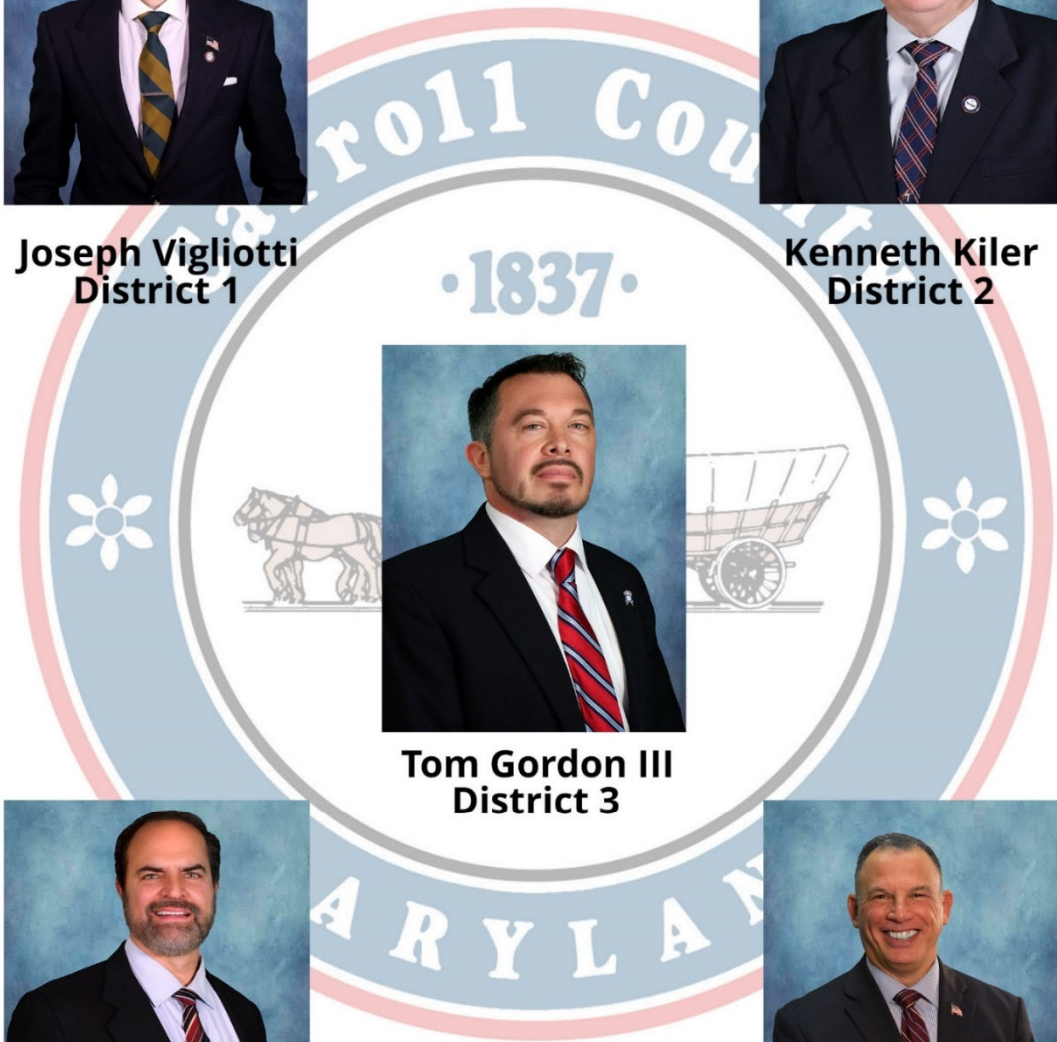
**Tom Gordon III
District 3**



**Michael Guerin
District 4**



**Edward C. Rothstein
(COL. Ret.),
President
District 5**



Appointed Officials

***Roberta Windham
County Administrator***

***Celene E. Steckel
Director of Citizen Services***

***Lynda D. Eisenberg
Director of Comprehensive Planning***

***Jennifer D. Hobbs
Comptroller***

***Timothy C. Burke
County Attorney***

***John T. Lyburn
Director of Economic Development***

***Michael W. Robinson
Chief of Fire/EMS***

***Kristy L. Bixler
Director of Human Resources***

***Christopher Heyn
Director of Land and Resource Management***

***Ted Zaleski, III
Director of Management and Budget***

***Valerie D. Hawkins
Acting Director of Public Safety***

***Bryan Bokey
Director of Public Works***

***Jeff R. Degitz
Director of Recreation and Parks***

***Mark E. Ripper
Director of Technology Services***

QUICK GUIDE
TO THE
COMMUNITY INVESTMENT PLAN

A Quick Guide to the FY 24 – 29 Community Investment Plan Department of Management and Budget

Introduction

This Quick Guide is intended to serve as a summary of important information and changes, as well as a tool for understanding and locating information in the budget books.

Recommended, Proposed, and Adopted Budgets are available online at <https://www.carrollcountymd.gov/government/directory/management-budget/bureau-of-budget/>.

Revenues (29-36)

- Total Capital Fund revenues are budgeted at \$155.8M in FY 24, an increase of \$42.7M from the FY 23 Capital Fund budget of \$113.1M.
- A portion of Real Property Tax revenue is appropriated directly to the Agricultural Land Preservation Program.
- 9.09% of Local Income Tax has been dedicated for school construction and debt service.
- Impact Fee collections are used to fund school and park construction projects. The School Impact Fee is set at \$0 until FY 24 due to the County having met capacity needs.
- A portion of Real Property Tax revenue is appropriated directly to the Watershed Protection and Restoration Fund.
- The State allocation of Highway User Revenue is directly appropriated to the Capital Fund for road projects.

Public Schools (47-71)

- Career and Technology Center – This project provides \$9.7M in FY 24, for total funding of \$73.8M, to expand and renovate the Career and Technology Center.
- East Middle School Replacement – \$3.0M is included in FY 24, for total funding of \$65.6M, for the design and construction of a replacement middle school.

Conservation and Open Space (73-81)

- Agricultural Land Preservation – Total funding for Agricultural Land Preservation for FY 24 – 29 is \$35.4M and includes funding for easements and debt service to landowners participating in Installment Purchase Agreements (IPAs). A portion of Property Tax is dedicated to this project and to debt service on IPAs.
- PFAS Remediation – \$3.0M is included to remediate PFAS (Per- and Polyfluorinated Substances) contamination as identified by Maryland Department of Environment.
- Stormwater Facility Renovation – \$1.8M is included in FY 24 – 29 for a long-term plan to keep existing County-owned stormwater management facilities in compliance with the National Pollution Discharge Elimination Permit and to extend the useful life of the facilities. The plan is to evaluate and repair 6 to 8 facilities per year over a 30-year period. Funding will be used for erosion repairs, replacement of filter material, and replacement of metal pipes with concrete pipes.

- Watershed Assessment and Improvements (NPDES) – \$24.7M is included in the FY 24 – 29 CIP to implement watershed improvement projects to work toward mitigating impervious surface areas within the County to stay compliant with the NPDES permit. In FY 15, the municipalities and the County agreed to a combined NPDES permit with the County paying 80% of the cost to mitigate municipal impervious surfaces.

Public Works (83-118)

- Approximately \$119.4M is included in the FY 24 – 29 CIP to maintain roads throughout the County through Pavement Management and Pavement Preservation.
- Georgetown Boulevard Extension – Funding of \$2.5M is included in FY 24 – 25 to extend Georgetown Boulevard to Progress Way.
- Monroe Avenue Extension – \$1.6M is planned to extend Monroe Avenue.
- Funding of \$2.9M is included for video inspection and rehabilitation of storm drains in FY 24 – 29.
- Patapsco Road over East Branch Patapsco – Funding of \$1.6M is planned in FY 25, for a total of \$2.2M, for a replacement bridge structure.
- Upper Beckleysville Road over Murphy Run – Funding of \$1.1M is included in FY 24, for a total of \$1.7M, for a replacement bridge structure.
- Funding is included in the plan for the rehabilitation of ten additional bridge structures.

Recreation and Culture (119-138)

- Funding of \$0.3M is included in FY 24 to install field lighting at Cape Horn Park.
- Hashawha Waterless Restroom – Funding of \$0.2M is planned for FY 28 to install a waterless restroom.
- Northwest Regional Park – In FY 25, funding of \$0.8M, for a total of \$1.1M, is planned for the first phase of construction for a 145-acre site north of Taneytown.
- Northwest Trail – Funding of \$1.6M is planned over FY 25 – 26 to establish a trail from Taneytown to the Pennsylvania line.
- Outdoor basketball court additions at Kringold and Leister Park for \$0.3M are planned for FY 29.
- Two replacement pavilions, located at Freedom and Piney Run Parks, are planned in FY 26 for \$0.3M.
- Funding of \$0.4M is included in FY 24 for improvements at Piney Run Park, including paving of the entrance way and a parking lot.
- Sports Complex Dugout Improvements – Funding of \$0.4M is planned for FY 27 to replace the dugout benches and install concrete pads and dugout shades.
- Union Mills Recreation Area – Funding of \$0.4M is planned in FY 29 to develop a Master Plan and begin design of over 1000 acres of land.

General Government (139-161)

- Carroll Community College Distributed Antenna System – Funding of \$0.5M is included in FY 24 for replacement of a mobile signal amplification system.
- Carroll Community College Technology – Funding of \$0.4M is included in FY 24 and \$0.7M over FY 28 – 29 for replacement of laboratory computers and classroom technology.

- County Building Systemic Renovations – This project provides funding of \$7.0M in FY 24 – 29 for replacement of County facilities’ systemic components.
- County Technology – Funding of \$9.9M is included in FY 24 – 29 for replacement of County government information and communication systems.
- Courthouse Annex Expansion – Courtroom 6 – Funding of \$2.3M is included in FY 24 to expand and renovate Courtroom 6 in the Courthouse Annex.
- Elections Lease Space Renovation – Funding of \$5.5M is included in FY 24 to outfit warehouse and office space for the Board of Elections.
- Fire and EMS – Self-Contained Breathing Apparatus Replacement – Funding is included in FY 24 – 29 for the replacement of SCBA for volunteer and career firefighters.
- Parking Garage – Funding of \$18.0M is included for construction of a parking garage in the Westminster area.
- Piney Run Dam Rehabilitation – Funding of \$1.7M is included in FY 24 to comply with MDE safety and performance standards.
- Public Safety Emergency Communications Radios – This project provides funding of \$4.5M for replacement of mobile and portable radios used by Public Safety and other governmental agencies.
- Public Safety Circuit and Microwave Network Replacement – This project provides funding of \$2.8M in FY 24, for a total funding of \$4.0M, for replacement of microwave network components of the County’s wireless communication system.
- Sheriff’s Office Headquarters – Funding of \$21.9M is included in FY 24, for a total of \$30.4M, for construction of a headquarters in the Westminster area.

Fiber Network Enterprise Fund (175-178)

- CCPN Equipment Replacement – Funding is included in FY 26 and FY 28 for the replacement of equipment for the Carroll County Public Network.

Solid Waste Fund (179-182)

- Landfill Gas Flare System Replacements – Funding of \$1.0M is included in FY 24 to replace the gas flare systems at the Northern Landfill and two closed landfills.

Utilities Enterprise Fund (183-203)

- Booster Station Upgrade – Funding of \$3.9M is included in FY 24 – 25 for construction of a booster station to service the high elevation zone of the Freedom District Service Area.
- County Sewer Line Rehabilitation/Replacement and County Water Line Rehabilitation/Replacement – Funding of \$7.3M is included in FY 24 – 29 to rehabilitate, repair, and replace water and sewer lines in the Freedom, Bark Hill, Hampstead, and Pleasant Valley Service Areas.
- Funding is included for the rehabilitation of two wastewater treatment plants and four pump station projects.

COMPARISON CHARTS

PUBLIC SCHOOLS

	FY 24	FY 25	FY 26	FY 27	FY 28	FY 29	Prior Allocation	Balance To Complete	Total Project Cost
Career and Technology Center									
Prior Adopted	9,746,000	0	0	0	0	0	64,100,000	0	73,846,000
Proposed	9,746,000	0	0	0	0	0	64,100,000	0	73,846,000
Change From Prior Adopted	0	0	0	0	0	0	0	0	0
East Middle School Replacement									
Prior Adopted	2,990,203	0	0	0	0	0	62,612,797	0	65,603,000
Proposed	2,990,203	0	0	0	0	0	62,612,797	0	65,603,000
Change From Prior Adopted	0	0	0	0	0	0	0	0	0
HVAC Improvements and Replacements									
Prior Adopted	0	0	0	0	0	0	0	0	0
Proposed	0	11,452,000	20,805,000	21,212,000	22,632,000	33,950,000	0	0	110,051,000
Change From Prior Adopted	0	11,452,000	20,805,000	21,212,000	22,632,000	33,950,000	0	0	110,051,000
HVAC System Replacement - Carroll Springs									
Prior Adopted	0	0	0	0	0	0	0	0	0
Proposed	2,809,000	3,117,000	0	0	0	0	0	0	5,926,000
Change From Prior Adopted	2,809,000	3,117,000	0	0	0	0	0	0	5,926,000
HVAC System Replacement - Carrolltowne Elementary									
Prior Adopted	0	0	0	0	0	0	0	0	0
Proposed	4,890,000	5,429,000	0	0	0	0	0	0	10,319,000
Change From Prior Adopted	4,890,000	5,429,000	0	0	0	0	0	0	10,319,000
HVAC System Replacement - Mount Airy Elementary									
Prior Adopted	0	0	0	0	0	0	0	0	0
Proposed	4,956,000	5,502,000	0	0	0	0	0	0	10,458,000
Change From Prior Adopted	4,956,000	5,502,000	0	0	0	0	0	0	10,458,000
HVAC System Replacement - Northwest Middle									
Prior Adopted	0	0	0	0	0	0	0	0	0
Proposed	7,113,000	7,910,000	0	0	0	0	0	0	15,023,000
Change From Prior Adopted	7,113,000	7,910,000	0	0	0	0	0	0	15,023,000
Kindergarten and PreK Addition - Cranberry Station Elem.									
Prior Adopted	0	0	0	0	0	0	0	0	0
Proposed	245,000	0	0	0	0	0	0	2,672,000	2,917,000
Change From Prior Adopted	245,000	0	0	0	0	0	0	2,672,000	2,917,000
Kindergarten and PreK/PRIDE Addition - Friendship Valley Elem.									
Prior Adopted	0	0	0	0	0	0	0	0	0
Proposed	364,000	0	0	0	0	0	0	4,544,000	4,908,000
Change From Prior Adopted	364,000	0	0	0	0	0	0	4,544,000	4,908,000
Kindergarten and PreK Addition - Sandymount Elementary									
Prior Adopted	0	0	0	0	0	0	0	0	0
Proposed	245,000	0	0	0	0	0	0	2,672,000	2,917,000
Change From Prior Adopted	245,000	0	0	0	0	0	0	2,672,000	2,917,000
Kindergarten and PreK Addition - Taneystown Elementary									
Prior Adopted	0	0	0	0	0	0	0	0	0
Proposed	288,000	0	0	0	0	0	0	3,148,000	3,436,000
Change From Prior Adopted	288,000	0	0	0	0	0	0	3,148,000	3,436,000
Paving									
Prior Adopted	875,000	1,000,000	1,050,000	1,102,500	1,158,000	0	0	0	5,185,500
Proposed	875,000	1,000,000	1,050,000	1,102,500	1,158,000	1,215,900	0	0	6,401,400
Change From Prior Adopted	0	0	0	0	0	1,215,900	0	0	1,215,900
Prekindergarten Additions									
Prior Adopted	0	0	0	0	0	0	0	0	0
Proposed	200,000	0	0	0	0	0	0	0	200,000
Change From Prior Adopted	200,000	0	0	0	0	0	0	0	200,000
Relocatable Classrooms									
Prior Adopted	0	205,000	0	215,500	0	0	0	0	420,500
Proposed	195,000	0	205,000	0	215,500	0	0	0	615,500
Change From Prior Adopted	195,000	(205,000)	205,000	(215,500)	215,500	0	0	0	195,000

PUBLIC SCHOOLS

	FY 24	FY 25	FY 26	FY 27	FY 28	FY 29	Prior Allocation	Balance To Complete	Total Project Cost
Roof Repairs									
Prior Adopted	200,000	0	210,000	0	220,000	0	0	0	630,000
Proposed	0	200,000	0	210,000	0	220,000	0	0	630,000
Change From Prior Adopted	(200,000)	200,000	(210,000)	210,000	(220,000)	220,000	0	0	0
Roof Replacements									
Prior Adopted	0	0	0	0	0	0	0	0	0
Proposed	0	2,918,000	7,747,000	7,628,000	3,957,000	816,000	0	0	23,066,000
Change From Prior Adopted	0	2,918,000	7,747,000	7,628,000	3,957,000	816,000	0	0	23,066,000
Roof Replacement - Spring Garden Elementary									
Prior Adopted	0	0	0	0	0	0	0	0	0
Proposed	1,476,000	1,913,000	0	0	0	0	0	0	3,389,000
Change From Prior Adopted	1,476,000	1,913,000	0	0	0	0	0	0	3,389,000
Technology Improvements									
Prior Adopted	1,000,000	1,000,000	1,000,000	1,000,000	1,000,000	0	0	0	5,000,000
Proposed	1,000,000	1,000,000	1,000,000	1,000,000	1,000,000	1,000,000	0	0	6,000,000
Change From Prior Adopted	0	0	0	0	0	1,000,000	0	0	1,000,000
Transfer to Operating Budget for BOE Debt Service									
Prior Adopted	13,149,620	14,879,050	16,144,430	15,903,470	15,648,760	0	0	0	75,725,330
Proposed	12,721,000	14,670,000	16,905,300	19,634,800	20,700,000	21,732,660	0	0	106,363,760
Change From Prior Adopted	(428,620)	(209,050)	760,870	3,731,330	5,051,240	21,732,660	0	0	30,638,430
PUBLIC SCHOOLS TOTAL									
Prior Adopted	27,960,823	17,084,050	18,404,430	18,221,470	18,026,760	0	126,712,797	0	226,410,330
Proposed	50,113,203	55,111,000	47,712,300	50,787,300	49,662,500	58,934,560	126,712,797	13,036,000	452,069,660
Change From Prior Adopted	22,152,380	38,026,950	29,307,870	32,565,830	31,635,740	58,934,560	0	13,036,000	225,659,330

CONSERVATION AND OPEN SPACE

	FY 24	FY 25	FY 26	FY 27	FY 28	FY 29	Prior Allocation	Balance To Complete	Total Project Cost
Agricultural Land Preservation									
Prior Adopted	4,483,000	4,483,000	4,483,000	4,483,000	4,483,000	0	0	0	22,415,000
Proposed	5,733,300	3,983,300	3,983,400	3,983,300	3,983,300	3,983,400	0	0	25,650,000
Change From Prior Adopted	1,250,300	(499,700)	(499,600)	(499,700)	(499,700)	3,983,400	0	0	3,235,000
Environmental Compliance									
Prior Adopted	0	0	0	0	0	0	0	0	0
Proposed	150,000	0	0	0	0	0	0	0	150,000
Change From Prior Adopted	150,000	0	0	0	0	0	0	0	150,000
PFAS Remediation									
Prior Adopted	0	0	0	0	0	0	0	0	0
Proposed	3,000,000	0	0	0	0	0	0	0	3,000,000
Change From Prior Adopted	3,000,000	0	0	0	0	0	0	0	3,000,000
Stormwater Facility Renovation									
Prior Adopted	300,000	300,000	300,000	300,000	300,000	0	0	0	1,500,000
Proposed	300,000	300,000	300,000	300,000	300,000	300,000	0	0	1,800,000
Change From Prior Adopted	0	0	0	0	0	300,000	0	0	300,000
Watershed Assessment and Improvement (NPDES)									
Prior Adopted	3,598,407	3,557,010	3,690,010	3,824,500	3,960,720	0	0	0	18,630,647
Proposed	5,549,010	3,557,010	3,690,010	3,824,500	3,960,720	4,125,000	0	0	24,706,250
Change From Prior Adopted	1,950,603	0	0	0	0	4,125,000	0	0	6,075,603
CONSERVATION AND OPEN SPACE TOTAL									
Prior Adopted	8,381,407	8,340,010	8,473,010	8,607,500	8,743,720	0	0	0	42,545,647
Proposed	14,732,310	7,840,310	7,973,410	8,107,800	8,244,020	8,408,400	0	0	55,306,250
Change From Prior Adopted	6,350,903	(499,700)	(499,600)	(499,700)	(499,700)	8,408,400	0	0	12,760,603

ROADS

	FY 24	FY 25	FY 26	FY 27	FY 28	FY 29	Prior Allocation	Balance To Complete	Total Project Cost
Georgetown Boulevard Extension									
Prior Adopted	529,000	1,823,500	0	0	0	0	0	0	2,352,500
Proposed	575,000	1,970,000	0	0	0	0	0	0	2,545,000
Change From Prior Adopted	46,000	146,500	0	0	0	0	0	0	192,500
Highway Safety Improvements									
Prior Adopted	37,000	38,000	40,000	42,000	44,000	0	0	0	201,000
Proposed	37,000	38,000	40,000	42,000	44,000	47,000	0	0	248,000
Change From Prior Adopted	0	0	0	0	0	47,000	0	0	47,000
Klees Mill Road Slope Repair									
Prior Adopted	0	0	0	0	0	0	0	0	0
Proposed	850,000	0	0	0	0	0	0	0	850,000
Change From Prior Adopted	850,000	0	0	0	0	0	0	0	850,000
Monroe Avenue Extension									
Prior Adopted	365,000	0	984,000	0	0	0	32,240	0	1,381,240
Proposed	365,000	0	1,187,000	0	0	0	32,240	0	1,584,240
Change From Prior Adopted	0	0	203,000	0	0	0	0	0	203,000
Pavement Management Program									
Prior Adopted	15,525,000	15,878,000	16,673,000	17,510,000	18,386,000	0	0	0	83,972,000
Proposed	16,525,000	16,578,000	17,723,000	18,970,000	20,319,000	21,666,000	0	0	111,781,000
Change From Prior Adopted	1,000,000	700,000	1,050,000	1,460,000	1,933,000	21,666,000	0	0	27,809,000
Pavement Preservation									
Prior Adopted	1,215,000	1,178,000	1,222,000	1,271,000	1,322,000	0	0	0	6,208,000
Proposed	1,215,000	1,178,000	1,222,000	1,271,000	1,322,000	1,375,000	0	0	7,583,000
Change From Prior Adopted	0	0	0	0	0	1,375,000	0	0	1,375,000
Ramp and Sidewalk Upgrades									
Prior Adopted	92,000	96,000	103,000	109,000	114,000	0	0	0	514,000
Proposed	92,000	96,000	103,000	109,000	114,000	119,500	0	0	633,500
Change From Prior Adopted	0	0	0	0	0	119,500	0	0	119,500
Slacks Road Improvements									
Prior Adopted	0	0	0	0	0	0	0	0	0
Proposed	100,000	0	0	0	0	0	0	0	100,000
Change From Prior Adopted	100,000	0	0	0	0	0	0	0	100,000
Small Drainage Structures									
Prior Adopted	266,000	279,000	293,000	308,000	323,000	0	0	0	1,469,000
Proposed	266,000	279,000	293,000	308,000	323,000	340,000	0	0	1,809,000
Change From Prior Adopted	0	0	0	0	0	340,000	0	0	340,000
Storm Drain Rehabilitation									
Prior Adopted	266,000	279,000	293,000	308,000	323,000	0	0	0	1,469,000
Proposed	266,000	279,000	293,000	308,000	323,000	340,000	0	0	1,809,000
Change From Prior Adopted	0	0	0	0	0	340,000	0	0	340,000
Storm Drain Video Inspection									
Prior Adopted	161,000	169,000	177,000	186,000	195,000	0	0	0	888,000
Proposed	161,000	169,000	177,000	186,000	195,000	205,000	0	0	1,093,000
Change From Prior Adopted	0	0	0	0	0	205,000	0	0	205,000
ROADS TOTAL									
Prior Adopted	18,456,000	19,740,500	19,785,000	19,734,000	20,707,000	0	32,240	0	98,454,740
Proposed	20,452,000	20,587,000	21,038,000	21,194,000	22,640,000	24,092,500	32,240	0	130,035,740
Change From Prior Adopted	1,996,000	846,500	1,253,000	1,460,000	1,933,000	24,092,500	0	0	31,581,000

BRIDGES

	FY 24	FY 25	FY 26	FY 27	FY 28	FY 29	Prior Allocation	Balance To Complete	Total Project Cost
Babylon Road over Silver Run									
Prior Adopted	0	0	0	0	0	0	899,000	0	899,000
Proposed	0	0	0	0	0	0	0	0	0
Change From Prior Adopted	0	0	0	0	0	0	(899,000)	0	(899,000)
Bridge Inspection and Inventory									
Prior Adopted	33,000	34,000	35,000	36,000	37,000	0	0	0	175,000
Proposed	33,000	34,000	35,000	36,000	37,000	38,000	0	0	213,000
Change From Prior Adopted	0	0	0	0	0	38,000	0	0	38,000
Bridge Maintenance and Structural Repair									
Prior Adopted	85,000	89,000	94,000	99,000	104,000	0	0	0	471,000
Proposed	85,000	89,000	94,000	99,000	104,000	110,000	0	0	581,000
Change From Prior Adopted	0	0	0	0	0	110,000	0	0	110,000
Brown Road over Roaring Run									
Prior Adopted	530,000	0	2,057,000	0	0	0	0	0	2,587,000
Proposed	530,000	0	0	2,112,000	0	0	0	0	2,642,000
Change From Prior Adopted	0	0	(2,057,000)	2,112,000	0	0	0	0	55,000
Cleaning and Painting of Bridge Structural Steel									
Prior Adopted	258,000	271,000	284,000	298,000	313,000	0	0	0	1,424,000
Proposed	258,000	271,000	284,000	298,000	313,000	329,000	0	0	1,753,000
Change From Prior Adopted	0	0	0	0	0	329,000	0	0	329,000
Gaither Road over South Branch Patapsco									
Prior Adopted	0	189,000	0	0	0	0	0	2,695,000	2,884,000
Proposed	0	464,000	0	0	2,420,000	0	0	0	2,884,000
Change From Prior Adopted	0	275,000	0	0	2,420,000	0	0	(2,695,000)	0
Hawks Hill Road over Little Pipe Creek Tributary									
Prior Adopted	0	0	847,000	0	0	0	283,000	0	1,130,000
Proposed	19,000	0	847,000	0	0	0	283,000	0	1,149,000
Change From Prior Adopted	19,000	0	0	0	0	0	0	0	19,000
Hughes Shop Road over Bear Branch Road									
Prior Adopted	0	703,000	0	0	0	0	1,698,000	0	2,401,000
Proposed	0	703,000	0	0	0	0	1,698,000	0	2,401,000
Change From Prior Adopted	0	0	0	0	0	0	0	0	0
McKinstry's Mill Road over Little Pipe Creek									
Prior Adopted	0	0	480,000	0	2,091,000	0	0	0	2,571,000
Proposed	0	0	480,000	0	2,091,000	0	0	0	2,571,000
Change From Prior Adopted	0	0	0	0	0	0	0	0	0
McKinstry's Mill Road over Sams Creek									
Prior Adopted		511,000	0	0	0	0	1,154,000	0	1,665,000
Proposed	0	511,000	0	0	0	0	1,154,000	0	1,665,000
Change From Prior Adopted	0	0	0	0	0	0	0	0	0
McKinstry's Mill Road over Tributary to Little Pipe Creek									
Prior Adopted	0	0	0	0	0	0	0	0	0
Proposed	0	0	301,000	0	0	971,000	0	0	1,272,000
Change From Prior Adopted	0	0	301,000	0	0	971,000	0	0	1,272,000

BRIDGES

	FY 24	FY 25	FY 26	FY 27	FY 28	FY 29	Prior Allocation	Balance To Complete	Total Project Cost
--	-------	-------	-------	-------	-------	-------	------------------	---------------------	--------------------

Old Kays Mill Road over Beaver Run

Prior Adopted	0	0	0	570,000	0	0	0	2,233,000	2,803,000
Proposed	0	0	0	570,000	0	2,233,000	0	0	2,803,000
Change From Prior Adopted	0	0	0	0	0	2,233,000	0	(2,233,000)	0

Patapsco Road over E. Branch Patapsco

Prior Adopted	1,532,000	0	0	0	0	0	603,000	0	2,135,000
Proposed	0	1,596,000	0	0	0	0	603,000	0	2,199,000
Change From Prior Adopted	(1,532,000)	1,596,000	0	0	0	0	0	0	64,000

Stem Road over Wolf Pit Branch

Prior Adopted	0	0	0	0	0	0	0	0	0
Proposed	288,000	0	956,000	0	0	0	0	0	1,244,000
Change From Prior Adopted	288,000	0	956,000	0	0	0	0	0	1,244,000

Stone Chapel Road over Little Pipe Creek

Prior Adopted	0	712,000	0	0	0	0	922,000	0	1,634,000
Proposed	0	712,000	0	0	0	0	922,000	0	1,634,000
Change From Prior Adopted	0	0	0	0	0	0	0	0	0

Upper Beckleysville Road over Murphy Run

Prior Adopted	1,096,000	0	0	0	0	0	580,000	0	1,676,000
Proposed	1,096,000	0	0	0	0	0	580,000	0	1,676,000
Change From Prior Adopted	0	0	0	0	0	0	0	0	0

BRIDGES TOTAL

Prior Adopted	3,534,000	2,509,000	3,797,000	1,003,000	2,545,000	0	6,139,000	4,928,000	24,455,000
Proposed	2,309,000	4,380,000	2,997,000	3,115,000	4,965,000	3,681,000	5,240,000	0	26,687,000
Change From Prior Adopted	(1,225,000)	1,871,000	(800,000)	2,112,000	2,420,000	3,681,000	(899,000)	(4,928,000)	2,232,000

RECREATION AND CULTURE

	FY 24	FY 25	FY 26	FY 27	FY 28	FY 29	Prior Allocation	Balance To Complete	Total Project Cost
--	-------	-------	-------	-------	-------	-------	------------------	---------------------	--------------------

Cape Horn Park Field Lighting Phase II

Prior Adopted	0	0	0	0	0	0	0	0	0
Proposed	300,000	0	0	0	0	0	0	0	300,000
Change From Prior Adopted	300,000	0	0	0	0	0	0	0	300,000

Cape Horn Park Waterless Restrooms Replacement

Prior Adopted	294,000	0	0	0	0	0	0	0	294,000
Proposed	0	0	0	0	0	0	0	0	0
Change From Prior Adopted	(294,000)	0	0	0	0	0	0	0	(294,000)

Community Self-Help Projects

Prior Adopted	88,000	90,000	92,000	94,000	96,000	0	0	0	460,000
Proposed	89,000	92,000	95,000	98,000	101,000	104,000	0	0	579,000
Change From Prior Adopted	1,000	2,000	3,000	4,000	5,000	104,000	0	0	119,000

Gillis Falls Trail

Prior Adopted	0	0	0	0	0	0	0	0	0
Proposed	(77,984)	0	0	0	0	0	220,000	0	142,016
Change From Prior Adopted	(77,984)	0	0	0	0	0	220,000	0	142,016

Hashawha Waterless Restroom

Prior Adopted	0	0	0	0	140,000	0	0	0	140,000
Proposed	0	0	0	0	246,000	0	0	0	246,000
Change From Prior Adopted	0	0	0	0	106,000	0	0	0	106,000

Land Acquisition

Prior Adopted	342,000	348,000	355,000	362,000	370,000	0	0	0	1,777,000
Proposed	342,000	348,000	355,000	362,000	370,000	378,000	0	0	2,155,000
Change From Prior Adopted	0	0	0	0	0	378,000	0	0	378,000

Northwest Regional Park

Prior Adopted	0	0	0	0	830,000	0	305,000	0	1,135,000
Proposed	0	830,000	0	0	0	0	305,000	0	1,135,000
Change From Prior Adopted	0	830,000	0	0	(830,000)	0	0	0	0

Northwest Trail

Prior Adopted	400,000	700,000	0	0	0	0	0	0	1,100,000
Proposed	0	600,000	1,032,000	0	0	0	0	0	1,632,000
Change From Prior Adopted	(400,000)	(100,000)	1,032,000	0	0	0	0	0	532,000

Outdoor Basketball Court Additions

Prior Adopted	0	0	0	0	0	0	0	0	0
Proposed	0	0	0	0	0	250,000	0	0	250,000
Change From Prior Adopted	0	0	0	0	0	250,000	0	0	250,000

Park Restoration

Prior Adopted	190,000	195,000	200,000	205,000	210,000	0	0	0	1,000,000
Proposed	238,000	249,000	261,000	274,000	288,000	302,000	0	0	1,612,000
Change From Prior Adopted	48,000	54,000	61,000	69,000	78,000	302,000	0	0	612,000

Pavilion Replacements

Prior Adopted	0	0	290,000	0	0	0	0	0	290,000
Proposed	0	0	290,000	0	0	0	0	0	290,000
Change From Prior Adopted	0	0	0	0	0	0	0	0	0

Piney Run Paving

Prior Adopted	264,000	0	0	0	0	0	0	0	264,000
Proposed	355,000	0	0	0	0	0	0	0	355,000
Change From Prior Adopted	91,000	0	0	0	0	0	0	0	91,000

RECREATION AND CULTURE

	FY 24	FY 25	FY 26	FY 27	FY 28	FY 29	Prior Allocation	Balance To Complete	Total Project Cost
--	-------	-------	-------	-------	-------	-------	------------------	---------------------	--------------------

Sandymount Park Waterless Restrooms

Prior Adopted	0	0	287,000	0	0	0	0	0	287,000
Proposed	0	0	0	0	0	0	0	0	0
Change From Prior Adopted	0	0	(287,000)	0	0	0	0	0	(287,000)

Sports Complex Dugout Improvements

Prior Adopted	0	0	0	268,000	0	0	0	0	268,000
Proposed	0	0	0	385,000	0	0	0	0	385,000
Change From Prior Adopted	0	0	0	117,000	0	0	0	0	117,000

Tot Lot Replacement

Prior Adopted	92,000	97,000	102,000	107,000	500,000	0	0	0	898,000
Proposed	92,000	97,000	102,000	107,000	500,000	118,000	0	0	1,016,000
Change From Prior Adopted	0	0	0	0	0	118,000	0	0	118,000

Town Fund

Prior Adopted	17,000	17,000	17,000	17,000	17,000	0	0	0	85,000
Proposed	32,000	19,400	19,800	20,200	20,600	21,000	0	0	133,000
Change From Prior Adopted	15,000	2,400	2,800	3,200	3,600	21,000	0	0	48,000

Unallocated Impact Fees

Prior Adopted	0	0	0	0	0	0	0	0	0
Proposed	200,000	0	0	0	0	0	0	0	200,000
Change From Prior Adopted	200,000	0	0	0	0	0	0	0	200,000

Union Mills Recreation Area

Prior Adopted	0	0	0	0	350,000	0	0	0	350,000
Proposed	0	0	0	0	0	376,000	0	0	376,000
Change From Prior Adopted	0	0	0	0	(350,000)	376,000	0	0	26,000

RECREATION AND CULTURE TOTAL

Prior Adopted	1,687,000	1,447,000	1,343,000	1,053,000	2,513,000	0	305,000	0	8,348,000
Proposed	1,570,016	2,235,400	2,154,800	1,246,200	1,525,600	1,549,000	525,000	0	10,806,016
Change From Prior Adopted	(116,984)	788,400	811,800	193,200	(987,400)	1,549,000	220,000	0	2,458,016

GENERAL GOVERNMENT

	FY 24	FY 25	FY 26	FY 27	FY 28	FY 29	Prior Allocation	Balance To Complete	Total Project Cost
Carroll Community College Distributed Antenna System									
Prior Adopted	0	0	0	0	0	0	0	0	0
Proposed	500,000	0	0	0	0	0	0	0	500,000
Change From Prior Adopted	500,000	0	0	0	0	0	0	0	500,000
Carroll Community College Technology									
Prior Adopted	350,000	0	0	0	0	0	2,450,000	0	2,800,000
Proposed	350,000	0	0	0	350,000	350,000	2,450,000	0	3,500,000
Change From Prior Adopted	0	0	0	0	350,000	350,000	0	0	700,000
County Building Systemic Renovations									
Prior Adopted	973,000	1,022,000	1,073,000	1,127,000	1,183,000	0	0	0	5,378,000
Proposed	1,001,000	1,081,000	1,135,000	1,192,000	1,252,000	1,314,000	0	0	6,975,000
Change From Prior Adopted	28,000	59,000	62,000	65,000	69,000	1,314,000	0	0	1,597,000
County Technology									
Prior Adopted	1,368,000	1,409,000	1,451,000	1,495,000	1,540,000	0	0	0	7,263,000
Proposed	2,368,000	1,409,000	1,451,000	1,495,000	1,540,000	1,587,000	0	0	9,850,000
Change From Prior Adopted	1,000,000	0	0	0	0	1,587,000	0	0	2,587,000
Courtroom #6 Expansion									
Prior Adopted	0	0	0	0	0	0	0	0	0
Proposed	2,300,000	0	0	0	0	0	0	0	2,300,000
Change From Prior Adopted	2,300,000	0	0	0	0	0	0	0	2,300,000
Courthouse Annex Renovation									
Prior Adopted	139,000	1,167,000	0	0	0	0	154,574	0	1,460,574
Proposed	0	0	0	0	0	0	0	0	0
Change From Prior Adopted	(139,000)	(1,167,000)	0	0	0	0	(154,574)	0	(1,460,574)
Elections Lease Space Renovation									
Prior Adopted	0	0	0	0	0	0	0	0	0
Proposed	5,500,000	0	0	0	0	0	0	0	5,500,000
Change From Prior Adopted	5,500,000	0	0	0	0	0	0	0	5,500,000
Fire and EMS - Self-Contained Breathing Apparatus Replacement									
Prior Adopted	0	0	0	0	0	0	0	0	0
Proposed	273,000	287,000	301,000	316,000	332,000	349,000	0	0	1,858,000
Change From Prior Adopted	273,000	287,000	301,000	316,000	332,000	349,000	0	0	1,858,000
Fleet Lift Replacements									
Prior Adopted	230,000	0	0	265,000	0	0	0	0	495,000
Proposed	255,000	0	0	295,000	0	0	0	0	550,000
Change From Prior Adopted	25,000	0	0	30,000	0	0	0	0	55,000
General Government Unallocated									
Prior Adopted	0	0	0	0	0	0	0	0	0
Proposed	8,010,000	0	0	0	0	0	0	0	8,010,000
Change From Prior Adopted	8,010,000	0	0	0	0	0	0	0	8,010,000
Generator Replacement									
Prior Adopted	153,000	161,000	170,000	179,000	188,000	0	0	0	851,000
Proposed	168,000	176,400	185,300	188,000	198,000	207,000	0	0	1,122,700
Change From Prior Adopted	15,000	15,400	15,300	9,000	10,000	207,000	0	0	271,700
Historic Courthouse Holding Area Renovation									
Prior Adopted	0	0	0	0	0	0	0	0	0
Proposed	110,000	0	0	0	0	0	0	0	110,000
Change From Prior Adopted	110,000	0	0	0	0	0	0	0	110,000
Kabik Court Water Supply									
Prior Adopted	0	0	0	0	0	0	100,000	0	100,000
Proposed	0	0	0	0	0	0	0	0	0
Change From Prior Adopted	0	0	0	0	0	0	(100,000)	0	(100,000)
Library Technology									
Prior Adopted	100,000	100,000	100,000	100,000	100,000	0	0	0	500,000
Proposed	100,000	100,000	100,000	100,000	100,000	150,000	0	0	650,000
Change From Prior Adopted	0	0	0	0	0	150,000	0	0	150,000

GENERAL GOVERNMENT

	FY 24	FY 25	FY 26	FY 27	FY 28	FY 29	Prior Allocation	Balance To Complete	Total Project Cost
Parking Garage									
Prior Adopted	0	0	0	0	0	0	0	0	0
Proposed	18,000,000	0	0	0	0	0	0	0	18,000,000
Change From Prior Adopted	18,000,000	0	0	0	0	0	0	0	18,000,000
Parking Lot Overlays									
Prior Adopted	436,000	222,000	233,000	245,000	257,000	0	0	0	1,393,000
Proposed	436,000	311,000	326,000	342,000	359,000	377,000	0	0	2,151,000
Change From Prior Adopted	0	89,000	93,000	97,000	102,000	377,000	0	0	758,000
Piney Run Dam Rehabilitation									
Prior Adopted	0	0	6,025,000	0	0	0	1,475,000	0	7,500,000
Proposed	1,690,000	0	0	0	0	0	133,000	0	1,823,000
Change From Prior Adopted	1,690,000	0	(6,025,000)	0	0	0	(1,342,000)	0	(5,677,000)
Public Safety Emergency Communication Radios									
Prior Adopted	900,000	680,800	701,000	722,000	758,100	0	0	0	3,761,900
Proposed	900,000	680,800	701,000	722,000	758,100	780,900	0	0	4,542,800
Change From Prior Adopted	0	0	0	0	0	780,900	0	0	780,900
Public Safety Radio Circuit and Microwave Network Replacement									
Prior Adopted	2,800,000	0	0	0	0	0	1,200,000	0	4,000,000
Proposed	2,800,000	0	0	0	0	0	1,200,000	0	4,000,000
Change From Prior Adopted	0	0	0	0	0	0	0	0	0
Public Safety Regional Water Supply									
Prior Adopted	157,500	0	165,500	0	173,900	0	0	0	496,900
Proposed	0	250,000	0	262,500	0	276,000	0	0	788,500
Change From Prior Adopted	(157,500)	250,000	(165,500)	262,500	(173,900)	276,000	0	0	291,600
Sheriff's Office - Headquarters									
Prior Adopted	21,900,000	0	0	0	0	0	8,450,000	0	30,350,000
Proposed	21,900,000	0	0	0	0	0	8,450,000	0	30,350,000
Change From Prior Adopted	0	0	0	0	0	0	0	0	0
Sheriff's Office - Patrol Area Renovation									
Prior Adopted	0	120,000	1,300,000	0	0	0	0	0	1,420,000
Proposed	0	0	0	0	0	0	0	0	0
Change From Prior Adopted	0	(120,000)	(1,300,000)	0	0	0	0	0	(1,420,000)
GENERAL GOVERNMENT TOTAL									
Prior Adopted	29,506,500	4,881,800	11,218,500	4,133,000	4,200,000	0	13,829,574	0	67,769,374
Proposed	66,661,000	4,295,200	4,199,300	4,912,500	4,889,100	5,390,900	12,233,000	0	102,581,000
Change From Prior Adopted	37,154,500	(586,600)	(7,019,200)	779,500	689,100	5,390,900	(1,596,574)	0	34,811,626

AIRPORT ENTERPRISE FUND

	FY 24	FY 25	FY 26	FY 27	FY 28	FY 29	Prior Allocation	Balance To Complete	Total Project Cost
--	-------	-------	-------	-------	-------	-------	------------------	---------------------	--------------------

Grounds and Maintenance Equipment

Prior Adopted	36,000	36,000	36,000	36,000	36,000	0	0	0	180,000
Proposed	36,000	36,000	36,000	36,000	36,000	36,000	0	0	216,000
Change From Prior Adopted	0	0	0	0	0	36,000	0	0	36,000

AIRPORT ENTERPRISE FUND TOTAL

Prior Adopted	36,000	36,000	36,000	36,000	36,000	0	0	0	180,000
Proposed	36,000	36,000	36,000	36,000	36,000	36,000	0	0	216,000
Change From Prior Adopted	0	0	0	0	0	36,000	0	0	36,000

FIBER NETWORK ENTERPRISE FUND

	FY 24	FY 25	FY 26	FY 27	FY 28	FY 29	Prior Allocation	Balance To Complete	Total Project Cost
--	-------	-------	-------	-------	-------	-------	------------------	---------------------	--------------------

CCPN Equipment Replacement

Prior Adopted	0	0	55,000	0	1,177,000	0	0	0	1,232,000
Proposed	0	0	55,000	0	1,177,000	0	0	0	1,232,000
Change From Prior Adopted	0	0	0	0	0	0	0	0	0

FIBER NETWORK ENTERPRISE FUND TOTAL

Prior Adopted	0	0	55,000	0	1,177,000	0	0	0	1,232,000
Proposed	0	0	55,000	0	1,177,000	0	0	0	1,232,000
Change From Prior Adopted	0	0	0	0	0	0	0	0	0

SOLID WASTE ENTERPRISE FUND

	FY 24	FY 25	FY 26	FY 27	FY 28	FY 29	Prior Allocation	Balance To Complete	Total Project Cost
--	-------	-------	-------	-------	-------	-------	------------------	---------------------	--------------------

Landfill Gas Flare System Replacements

Prior Adopted	0	0	0	0	0	0	0	0	0
Proposed	1,000,000	0	0	0	0	0	0	0	1,000,000
Change From Prior Adopted	1,000,000	0	0	0	0	0	0	0	1,000,000

SOLID WASTE ENTERPRISE FUND TOTAL

Prior Adopted	0	0	0	0	0	0	0	0	0
Proposed	1,000,000	0	0	0	0	0	0	0	1,000,000
Change From Prior Adopted	1,000,000	0	0	0	0	0	0	0	1,000,000

UTILITIES ENTERPRISE FUND

	FY 24	FY 25	FY 26	FY 27	FY 28	FY 29	Prior Allocation	Balance To Complete	Total Project Cost
Booster Station Upgrade									
Prior Adopted	0	0	0	0	0	0	0	0	0
Proposed	300,000	3,600,000	0	0	0	0	0	0	3,900,000
Change From Prior Adopted	300,000	3,600,000	0	0	0	0	0	0	3,900,000
County Sewer Line Rehabilitation and Replacement									
Prior Adopted	481,000	481,000	481,000	481,000	481,000	0	0	0	2,405,000
Proposed	481,000	505,000	530,000	556,000	583,000	612,000	1,443,000	0	4,710,000
Change From Prior Adopted	0	24,000	49,000	75,000	102,000	612,000	1,443,000	0	2,305,000
County Water Line Rehabilitation and Replacement									
Prior Adopted	1,208,000	1,269,000	1,332,000	1,399,000	1,469,000	0	0	0	6,677,000
Proposed	100,000	200,000	400,000	800,000	1,200,000	1,260,000	3,433,000	0	7,393,000
Change From Prior Adopted	(1,108,000)	(1,069,000)	(932,000)	(599,000)	(269,000)	1,260,000	3,433,000	0	716,000
Freedom Water Treatment Plant Equipment Replacement									
Prior Adopted	105,000	110,000	110,000	120,000	120,000	0	0	0	565,000
Proposed	310,000	110,000	110,000	120,000	120,000	120,000	708,490	0	1,598,490
Change From Prior Adopted	205,000	0	0	0	0	120,000	708,490	0	1,033,490
Freedom Water Treatment Plant Membrane Replacement									
Prior Adopted	206,000	206,000	206,000	206,000	206,000	0	0	0	1,030,000
Proposed	206,000	206,000	206,000	206,000	206,000	206,000	1,905,250	0	3,141,250
Change From Prior Adopted	0	0	0	0	0	206,000	1,905,250	0	2,111,250
Freedom Wells and Connections									
Prior Adopted	550,000	275,000	275,000	275,000	275,000	0	2,673,000	0	4,323,000
Proposed	0	0	0	0	0	0	0	0	0
Change From Prior Adopted	(550,000)	(275,000)	(275,000)	(275,000)	(275,000)	0	(2,673,000)	0	(4,323,000)
Hampstead WWTP Enhanced Nutrient Removal Upgrade									
Prior Adopted	0	0	0	0	0	0	22,580,110	0	22,580,110
Proposed	487,319	0	0	0	0	0	22,580,110	0	23,067,429
Change From Prior Adopted	487,319	0	0	0	0	0	0	0	487,319
Patapsco Valley Pump Station Rehabilitation									
Prior Adopted	300,000	770,000	0	0	0	0	0	0	1,070,000
Proposed	0	250,000	0	0	0	0	0	0	250,000
Change From Prior Adopted	(300,000)	(520,000)	0	0	0	0	0	0	(820,000)
Pump Station Equipment Replacement									
Prior Adopted	200,000	200,000	200,000	200,000	220,000	0	0	0	1,020,000
Proposed	50,000	75,000	100,000	125,000	150,000	175,000	781,695	0	1,456,695
Change From Prior Adopted	(150,000)	(125,000)	(100,000)	(75,000)	(70,000)	175,000	781,695	0	436,695
Sewer Manhole Rehabilitation									
Prior Adopted	96,000	99,000	102,000	106,000	109,000	0	2,495,200	0	3,007,200
Proposed	0	0	0	0	0	0	2,495,200	0	2,495,200
Change From Prior Adopted	(96,000)	(99,000)	(102,000)	(106,000)	(109,000)	0	0	0	(512,000)
Shiloh Pump Station Expansion									
Prior Adopted	1,455,000	0	0	0	0	0	220,000	0	1,675,000
Proposed	1,500,000	0	0	0	0	0	220,000	0	1,720,000
Change From Prior Adopted	45,000	0	0	0	0	0	0	0	45,000
South Carroll High Wastewater Treatment Plant Rehab									
Prior Adopted	546,000	0	0	0	0	0	658,000	0	1,204,000
Proposed	100,000	0	0	0	0	0	658,000	0	758,000
Change From Prior Adopted	(446,000)	0	0	0	0	0	0	0	(446,000)
Stone Manor Pump Station Rehab									
Prior Adopted	0	0	0	0	0	0	0	0	0
Proposed	360,000	0	0	0	0	0	302,500	0	662,500
Change From Prior Adopted	360,000	0	0	0	0	0	302,500	0	662,500

UTILITIES ENTERPRISE FUND

	FY 24	FY 25	FY 26	FY 27	FY 28	FY 29	Prior Allocation	Balance To Complete	Total Project Cost
Stream Bank Stabilization									
Prior Adopted	0	0	0	0	0	0	0	0	0
Proposed	150,000	0	0	0	0	0	99,000	0	249,000
Change From Prior Adopted	150,000	0	0	0	0	0	99,000	0	249,000
Sykesville Pump Station Expansion									
Prior Adopted	2,086,200	0	0	0	0	0	1,790,000	0	3,876,200
Proposed	610,000	0	0	0	0	0	1,790,000	0	2,400,000
Change From Prior Adopted	(1,476,200)	0	0	0	0	0	0	0	(1,476,200)
Tank Inspection and Rehabilitation									
Prior Adopted	565,000	565,000	565,000	565,000	565,000	0	0	0	2,825,000
Proposed	275,000	289,000	303,000	318,000	334,000	351,000	4,628,032	0	6,498,032
Change From Prior Adopted	(290,000)	(276,000)	(262,000)	(247,000)	(231,000)	351,000	4,628,032	0	3,673,032
Water Main Valve Replacement and Rehabilitation									
Prior Adopted	360,000	360,000	360,000	385,000	385,000	0	0	0	1,850,000
Proposed	313,000	322,000	332,000	342,000	352,000	363,000	2,759,700	0	4,783,700
Change From Prior Adopted	(47,000)	(38,000)	(28,000)	(43,000)	(33,000)	363,000	2,759,700	0	2,933,700
Water Meter System Upgrade									
Prior Adopted	0	0	0	0	0	0	0	0	0
Proposed	0	310,000	0	0	0	0	0	0	310,000
Change From Prior Adopted	0	310,000	0	0	0	0	0	0	310,000
Water Meters									
Prior Adopted	709,500	731,000	753,000	759,000	765,000	0	0	0	3,717,500
Proposed	534,000	572,000	611,000	655,000	699,000	759,000	7,730,660	0	11,560,660
Change From Prior Adopted	(175,500)	(159,000)	(142,000)	(104,000)	(66,000)	759,000	7,730,660	0	7,843,160
Water Service Line Replacement									
Prior Adopted	237,000	249,000	262,000	275,000	289,000	0	0	0	1,312,000
Proposed	237,000	249,000	262,000	275,000	289,000	303,000	2,599,200	0	4,214,200
Change From Prior Adopted	0	0	0	0	0	303,000	2,599,200	0	2,902,200
UTILITIES ENTERPRISE FUND TOTAL									
Prior Adopted	9,104,700	5,315,000	4,646,000	4,771,000	4,884,000	0	30,416,310	0	59,137,010
Proposed	6,013,319	6,688,000	2,854,000	3,397,000	3,933,000	4,149,000	54,133,836	0	81,168,156
Change From Prior Adopted	(3,091,381)	1,373,000	(1,792,000)	(1,374,000)	(951,000)	4,149,000	23,717,526	0	22,031,146

ALL FUNDS
AND
CAPITAL BUDGET SUMMARY

FY 22 - FY 24 All Funds Revenue Summary

Revenue Source	Fiscal Year			\$ Change FY 23 to FY 24
	2022 Budget	2023 Budget	2024 Budget	
Capital Fund				
Local	\$81,132,410	\$78,094,452	\$134,466,768	\$56,372,316
State	17,401,106	31,713,877	19,426,503	(12,287,374)
Federal	1,872,150	2,744,600	1,424,000	(1,320,600)
Other	487,917	514,197	520,257	6,060
Total Capital Fund Sources	\$100,893,583	\$113,067,126	\$155,837,528	\$42,770,402
Airport Enterprise Fund				
Local-Enterprise Fund	\$36,000	\$272,000	\$36,000	(\$236,000)
Total Airport Enterprise Fund Sources	\$36,000	\$272,000	\$36,000	(\$236,000)
Fiber Enterprise Fund				
Local-Enterprise Fund	\$1,022,680	\$0	\$0	\$0
Total Fiber Enterprise Fund Sources	\$1,022,680	\$0	\$0	\$0
Solid Waste Enterprise Fund				
Local-Enterprise Fund	\$25,180,000	\$4,510,000	\$1,000,000	(\$3,510,000)
Total Solid Waste Enterprise Fund Sources	\$25,180,000	\$4,510,000	\$1,000,000	(\$3,510,000)
Utilities Enterprise Fund				
Local-Enterprise Fund	\$10,987,971	\$15,852,514	\$6,013,319	(\$9,839,195)
Total Utilities Enterprise Fund Sources	\$10,987,971	\$15,852,514	\$6,013,319	(\$9,839,195)
Total Revenues	\$138,120,234	\$133,701,640	\$162,886,848	\$29,185,207

FY 22 - FY 24 All Funds Appropriations Summary

Appropriation	Fiscal Year			\$ Change FY 23 to FY 24
	2022 Budget	2023 Budget	2024 Budget	
Capital Fund	\$100,893,583	\$113,067,126	\$155,837,528	\$42,770,402
Airport Enterprise Fund	36,000	272,000	36,000	(236,000)
Fiber Enterprise Fund	1,022,680	0	0	0
Solid Waste Enterprise Fund	25,180,000	4,510,000	1,000,000	(3,510,000)
Utilities Enterprise Fund	10,987,971	15,852,514	6,013,319	(9,839,195)
Total Appropriations	\$138,120,234	\$133,701,640	\$162,886,848	\$29,185,207

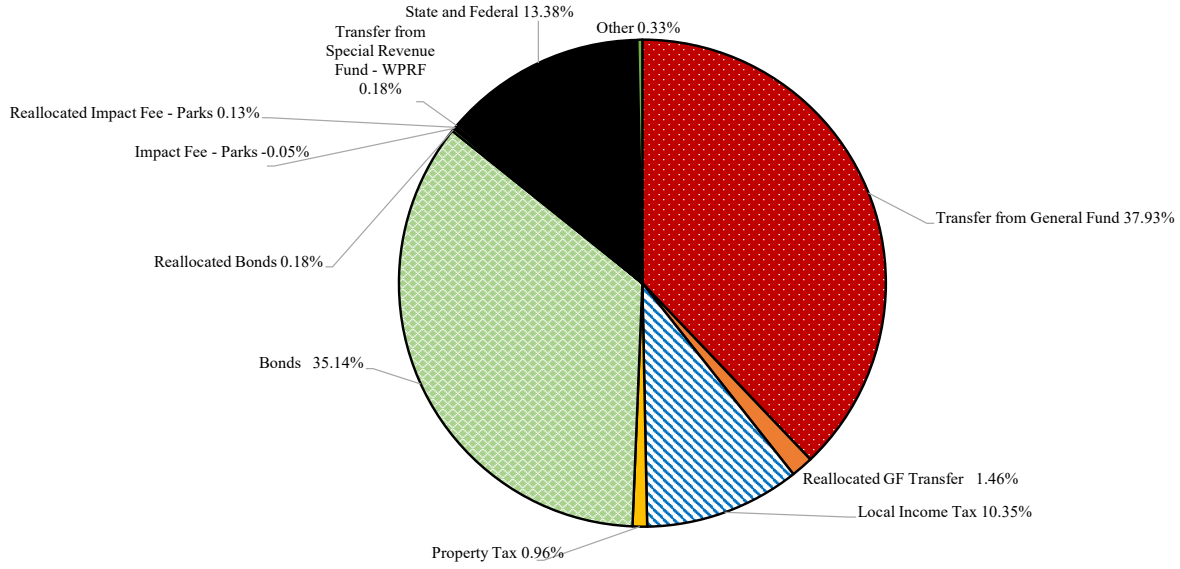
FY 22 - FY 24 Capital Fund Revenues

Revenue Source	Fiscal Year			\$ Change FY 23 to FY 24
	2022 Budget	2023 Budget	2024 Budget	
Local				
Transfer from General Fund	\$13,458,687	\$30,861,080	\$59,111,700	\$28,250,620
Reallocated GF Transfer	104,533	240,673	2,272,618	2,031,946
Local Income Tax	12,118,700	12,602,160	16,133,000	3,530,840
Property Tax	2,539,900	2,456,972	1,500,000	(956,972)
Bonds	48,448,990	28,449,945	54,768,342	26,318,397
Reallocated Bonds	3,870,210	2,918,913	287,958	(2,630,954)
Impact Fee - Parks	175,000	236,047	(85,000)	(321,047)
Reallocated Impact Fee - Parks	163,900	63,953	200,000	136,047
Transfer from Special Revenue Fund - WPRF	252,490	264,710	278,150	13,440
LOCAL TOTAL	\$81,132,410	\$78,094,452	\$134,466,768	\$56,372,316
State				
State Highway Administration	\$176,000	\$176,000	\$176,000	\$0
Highway User Revenue	1,359,000	2,200,000	3,200,000	1,000,000
Reallocated Highway User Revenue	0	710,680	0	(710,680)
Program Open Space	1,119,000	909,400	914,300	4,900
Ag. Preservation (MALPF)	500,000	500,000	1,000,000	500,000
Ag Transfer Tax	300,000	500,000	400,000	(100,000)
State School Construction	11,397,106	19,848,797	12,736,203	(7,112,594)
MD Higher Education Commission	0	3,119,000	0	(3,119,000)
State	1,550,000	500,000	0	(500,000)
State Miscellaneous Grants	1,000,000	3,250,000	1,000,000	(2,250,000)
STATE TOTAL	\$17,401,106	\$31,713,877	\$19,426,503	(\$12,287,374)
Federal				
Federal Highway/Bridge	\$1,872,150	\$1,402,600	\$1,424,000	\$21,400
Department of Agriculture	0	1,342,000	0	(1,342,000)
FEDERAL TOTAL	\$1,872,150	\$2,744,600	\$1,424,000	(\$1,320,600)
Other				
Developer Contribution	\$172,407	\$172,407	\$172,407	\$0
Reallocated Developer Contribution	0	10,500	0	(10,500)
Municipal	315,510	331,290	347,850	16,560
OTHER TOTAL	\$487,917	\$514,197	\$520,257	\$6,060
TOTAL REVENUES	\$100,893,583	\$113,067,126	\$155,837,528	\$42,770,402

Capital Fund Revenues

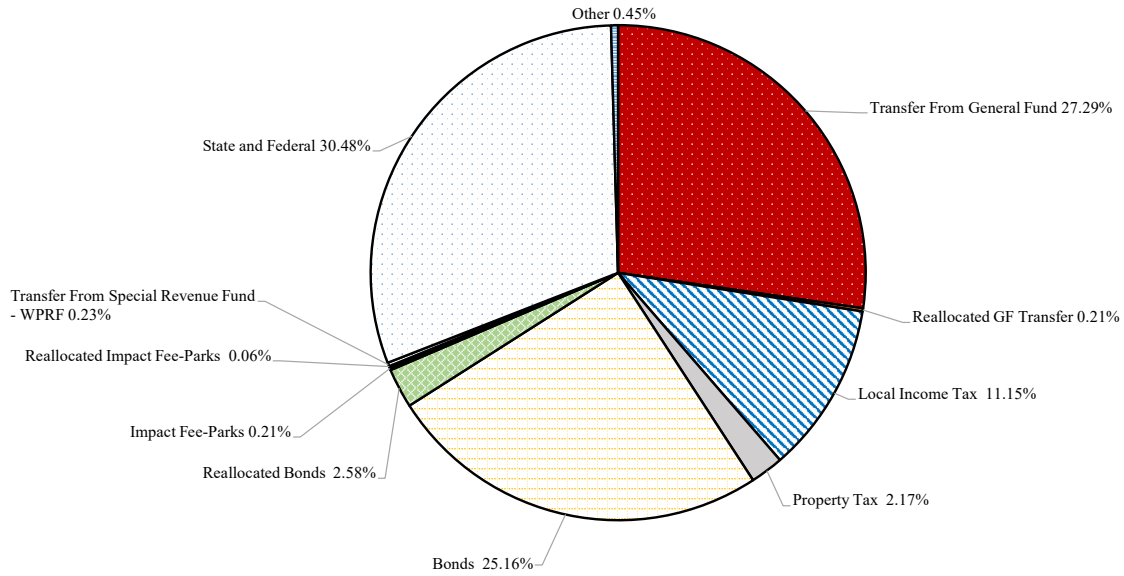
Fiscal Year 2024 Budget

\$155,837,528



Fiscal Year 2023 Budget

\$113,067,126



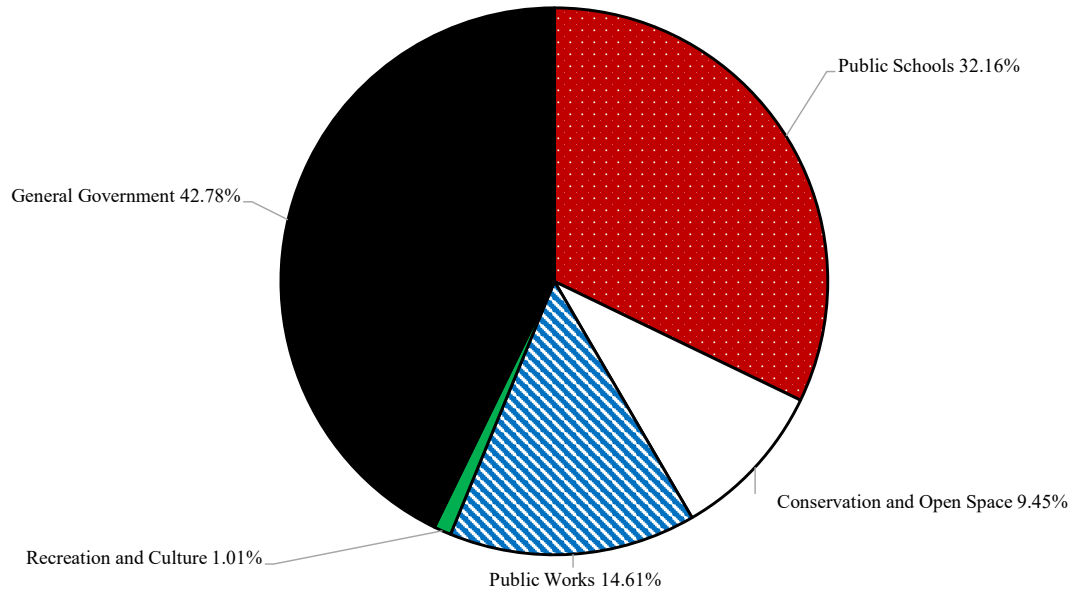
FY 22 - FY 24 Capital Fund Appropriations

Appropriation Area	Fiscal Year			\$ Change FY 23 to FY 24
	2022 Budget	2023 Budget	2024 Budget	
<u>Public Schools</u>	\$55,294,806	\$42,097,957	\$50,113,203	\$8,015,246
<u>Conservation and Open Space</u>	10,379,427	13,012,189	14,732,310	1,720,120
<u>Public Works</u>				
Roads	21,835,000	18,632,500	20,452,000	1,819,500
Bridges	2,694,850	1,895,000	2,309,000	414,000
Public Works Total	24,529,850	20,527,500	22,761,000	2,233,500
<u>Recreation and Culture</u>	3,374,350	2,744,000	1,570,016	(1,173,984)
<u>General Government</u>				
County Facilities/Infrastructure	1,716,400	7,490,000	29,418,000	21,928,000
Criminal Justice/Public Safety	3,732,750	8,450,000	28,283,000	19,833,000
Farm Museum	0	575,000	0	(575,000)
Carroll Community College	700,000	8,988,000	850,000	(8,138,000)
Libraries/Senior Centers	1,166,000	1,182,480	100,000	(1,082,480)
Unallocated/Other	0	8,000,000	8,010,000	10,000
General Government Total	7,315,150	34,685,480	66,661,000	31,975,520
Total Appropriations	\$100,893,583	\$113,067,126	\$155,837,528	\$42,770,402

Capital Fund Appropriations

Fiscal Year 2024 Budget

\$155,837,528



This chart shows appropriations to the five principal groupings in the Capital Fund.

Public Schools includes Board of Education construction, renovation, and modernization projects.

Conservation includes agricultural land preservation and easement programs, NPDES compliance projects, water development, and acquisition of property for other County uses, which may include future roadway easements and public facilities.

Public Works includes projects for the maintenance and construction of roads and bridges.

Recreation and Culture includes the purchase of park land, development and restoration of parks, and preservation of Union Mills Homestead.

General Government includes projects for Public Safety, Carroll Community College, Carroll County Public Library, State's Attorney's Office, Technology Services, Senior Centers, Farm Museum, Board of Elections, Sheriff's Office, and other County needs and improvements.

Community Investment Plan - Schedule of Reappropriations
Fiscal Year 2024

Reappropriations are a transfer of funds. They may occur when there are unspent budgeted funds from a completed or cancelled project, or when there is an unallocated project that holds funds for future use.

Capital Fund

From	Project		Source/Amount		
	To		Local	Bonds	Other
8847 Gillis Falls Trail	9009 Unallocated Impact Fees		\$200,000.00		
8727 Charles Carroll Community Center	9920 Water Assessment and Improvement (NPDES)		2,000,602.50		
8727 Charles Carroll Community Center	8328 Environmental Compliance		150,000.00		
9139 Recreation and Parks Unallocated	8847 Gillis Falls Trail		122,015.77		
8589 Courthouse Annex Renovation	8943 Sheriff's Office - Headquarters			\$154,574.12	
8713 Roof Replacement Elmer Wolfe Elementary	Roof Replacement - Spring Garden Elementary			384.37	
8940 Piney Run Dam Rehabilitation	8943 Sheriff's Office - Headquarters			133,000.00	
	Total		\$2,472,618.27	\$287,958.49	\$0.00

Community Investment Plan For Fiscal Year 2024

	Total FY 24
PUBLIC SCHOOLS	
Career and Technology Center	\$9,746,000
East Middle School Replacement	2,990,203
HVAC System Replacement - Carroll Springs	2,809,000
HVAC System Replacement - Carrolltowne Elementary	4,890,000
HVAC System Replacement - Mount Airy Elementary	4,956,000
HVAC System Replacement - Northwest Middle	7,113,000
Kindergarten and PreK Addition - Cranberry Station Elem.	245,000
Kindergarten and PreK/PRIDE Addition - Friendship Valley Elem.	364,000
Kindergarten and PreK Addition - Sandymount Elementary	245,000
Kindergarten and PreK Addition - Taneytown Elementary	288,000
Paving	875,000
Prekindergarten Additions	200,000
Relocatable Classrooms	195,000
Roof Replacement - Spring Garden Elementary	1,476,000
Technology Improvements	1,000,000
Transfer to Operating Budget for BOE Debt Service	12,721,000
PUBLIC SCHOOLS TOTAL	\$50,113,203

CONSERVATION AND OPEN SPACE	
Agricultural Land Preservation	\$5,733,300
Environmental Compliance	150,000
PFAS Remediation	3,000,000
Stormwater Facility Renovation	300,000
Watershed Assessment and Improvement (NPDES)	5,549,010
CONSERVATION AND OPEN SPACE TOTAL	\$14,732,310

PUBLIC WORKS	
- ROADS -	
Georgetown Boulevard Extension	\$575,000
Highway Safety Improvements	37,000
Klees Mill Road Slope Repair	850,000
Monroe Avenue Extension	365,000
Pavement Management Program	16,525,000
Pavement Preservation	1,215,000
Ramp and Sidewalk Upgrades	92,000
Slacks Road Improvements	100,000
Small Drainage Structures	266,000
Storm Drain Rehabilitation	266,000
Storm Drain Video Inspection	161,000
	<u>\$20,452,000</u>
- BRIDGES -	
Bridge Inspection and Inventory	\$33,000
Bridge Maintenance and Structural Repair	85,000
Brown Road over Roaring Run	530,000
Cleaning and Painting of Bridge Structural Steel	258,000
Hawks Hill Road over Little Pipe Creek Tributary	19,000
Stem Road over Wolf Pit Branch	288,000
Upper Beckleysville Road over Murphy Run	1,096,000
	<u>\$2,309,000</u>
PUBLIC WORKS TOTAL	\$22,761,000

RECREATION AND CULTURE	
Cape Horn Park Field Lighting Phase II	\$300,000
Community Self-Help Projects	89,000
Gillis Falls Trail	(77,984)
Land Acquisition	342,000
Park Restoration	238,000
Piney Run Paving	355,000
Tot Lot Replacement	92,000
Town Fund	32,000
Unallocated Impact Fees	200,000
RECREATION AND CULTURE TOTAL	\$1,570,016

GENERAL GOVERNMENT	
Carroll Community College Distributed Antenna System	\$500,000
Carroll Community College Technology	350,000
County Building Systemic Renovations	1,001,000
County Technology	2,368,000
Courtroom #6 Expansion	2,300,000
Elections Lease Space Renovation	5,500,000
Fire and EMS - Self-Contained Breathing Apparatus Replacement	273,000
Fleet Lift Replacements	255,000
General Government Unallocated	8,010,000
Generator Replacement	168,000
Historic Courthouse Holding Area Renovation	110,000
Library Technology	100,000
Parking Garage	18,000,000
Parking Lot Overlays	436,000
Piney Run Dam Rehabilitation	1,690,000
Public Safety Emergency Communication Radios	900,000
Public Safety Radio Circuit and Microwave Network Replacement	2,800,000
Sheriff's Office - Headquarters	21,900,000
GENERAL GOVERNMENT TOTAL	\$66,661,000

GRAND TOTAL	\$155,837,528
--------------------	----------------------

BUDGET SUMMARY

COMMUNITY INVESTMENT PLAN FOR FISCAL YEARS 2024 TO 2029

	FY 24	FY 25	FY 26	FY 27	FY 28	FY 29	Prior Allocation	Balance To Complete	Total Project Cost
PUBLIC SCHOOLS									
Career and Technology Center	\$9,746,000	\$0	\$0	\$0	\$0	\$0	\$64,100,000	\$0	\$73,846,000
East Middle School Replacement	2,990,203	0	0	0	0	0	62,612,797	0	65,603,000
HVAC Improvements and Replacements	0	11,452,000	20,805,000	21,212,000	22,632,000	33,950,000	0	0	110,051,000
HVAC System Replacement - Carroll Springs	2,809,000	3,117,000	0	0	0	0	0	0	5,926,000
HVAC System Replacement - Carrolltowne Elementary	4,890,000	5,429,000	0	0	0	0	0	0	10,319,000
HVAC System Replacement - Mount Airy Elementary	4,956,000	5,502,000	0	0	0	0	0	0	10,458,000
HVAC System Replacement - Northwest Middle	7,113,000	7,910,000	0	0	0	0	0	0	15,023,000
Kindergarten and PreK Addition - Cranberry Station Elem.	245,000	0	0	0	0	0	0	2,672,000	2,917,000
Kindergarten and PreK/PRIDE Addition - Friendship Valley Elem.	364,000	0	0	0	0	0	0	4,544,000	4,908,000
Kindergarten and PreK Addition - Sandymount Elementary	245,000	0	0	0	0	0	0	2,672,000	2,917,000
Kindergarten and PreK Addition - Taneytown Elementary	288,000	0	0	0	0	0	0	3,148,000	3,436,000
Paving	875,000	1,000,000	1,050,000	1,102,500	1,158,000	1,215,900	0	0	6,401,400
Prekindergarten Additions	200,000	0	0	0	0	0	0	0	200,000
Relocatable Classrooms	195,000	0	205,000	0	215,500	0	0	0	615,500
Roof Repairs	0	200,000	0	210,000	0	220,000	0	0	630,000
Roof Replacements	0	2,918,000	7,747,000	7,628,000	3,957,000	816,000	0	0	23,066,000
Roof Replacement - Spring Garden Elementary	1,476,000	1,913,000	0	0	0	0	0	0	3,389,000
Technology Improvements	1,000,000	1,000,000	1,000,000	1,000,000	1,000,000	1,000,000	0	0	6,000,000
Transfer to Operating Budget for BOE Debt Service	12,721,000	14,670,000	16,905,300	19,634,800	20,700,000	21,732,660	0	0	106,363,760
PUBLIC SCHOOLS TOTAL	\$50,113,203	\$55,111,000	\$47,712,300	\$50,787,300	\$49,662,500	\$58,934,560	\$126,712,797	\$13,036,000	\$452,069,660
SOURCES OF FUNDING:									
Local Income Tax	\$16,133,000	\$16,870,000	\$19,160,300	\$21,947,300	\$23,073,500	\$24,168,560	\$100,000	\$0	\$121,452,660
Bonds	21,243,616	14,370,000	13,981,000	15,000,000	11,746,000	23,144,000	59,979,288	6,741,000	166,204,904
Reallocated Bonds	384	0	0	0	0	0	11,729,712	0	11,730,096
State School Construction	12,736,203	23,871,000	14,571,000	13,840,000	14,843,000	11,622,000	54,903,797	6,295,000	152,682,000
PUBLIC SCHOOLS TOTAL	\$50,113,203	\$55,111,000	\$47,712,300	\$50,787,300	\$49,662,500	\$58,934,560	\$126,712,797	\$13,036,000	\$452,069,660

COMMUNITY INVESTMENT PLAN FOR FISCAL YEARS 2024 TO 2029

	FY 24	FY 25	FY 26	FY 27	FY 28	FY 29	Prior Allocation	Balance To Complete	Total Project Cost
CONSERVATION AND OPEN SPACE									
Agricultural Land Preservation	\$5,733,300	\$3,983,300	\$3,983,400	\$3,983,300	\$3,983,300	\$3,983,400	\$0	\$0	\$25,650,000
Environmental Compliance	150,000	0	0	0	0	0	0	0	150,000
PFAS Remediation	3,000,000	0	0	0	0	0	0	0	3,000,000
Stormwater Facility Renovation	300,000	300,000	300,000	300,000	300,000	300,000	0	0	1,800,000
Watershed Assessment and Improvement (NPDES)	5,549,010	3,557,010	3,690,010	3,824,500	3,960,720	4,125,000	0	0	24,706,250
CONSERVATION AND OPEN SPACE TOTAL	\$14,732,310	\$7,840,310	\$7,973,410	\$8,107,800	\$8,244,020	\$8,408,400	\$0	\$0	\$55,306,250
SOURCES OF FUNDING:									
Transfer from General Fund	\$4,500,000	\$0	\$0	\$0	\$0	\$0	\$0	\$0	\$4,500,000
Reallocated GF Transfer	2,150,603	0	0	0	0	0	0	0	2,150,603
Property Tax	1,500,000	1,500,000	1,500,000	1,500,000	1,500,000	1,500,000	0	0	9,000,000
Bonds	4,383,300	4,533,300	4,633,400	4,733,300	4,833,300	4,959,650	0	0	28,076,250
Special Revenue Fund Transfer	278,150	291,760	306,500	321,820	337,910	354,800	0	0	1,890,940
Ag. Preservation (MALPF)	1,000,000	1,000,000	1,000,000	1,000,000	1,000,000	1,000,000	0	0	6,000,000
Ag Transfer Tax	400,000	150,000	150,000	150,000	150,000	150,000	0	0	1,150,000
Developer Contribution	172,407	0	0	0	0	0	0	0	172,407
Municipal	347,850	365,250	383,510	402,680	422,810	443,950	0	0	2,366,050
CONSERVATION AND OPEN SPACE TOTAL	\$14,732,310	\$7,840,310	\$7,973,410	\$8,107,800	\$8,244,020	\$8,408,400	\$0	\$0	\$55,306,250

COMMUNITY INVESTMENT PLAN FOR FISCAL YEARS 2024 TO 2029

	FY 24	FY 25	FY 26	FY 27	FY 28	FY 29	Prior Allocation	Balance To Complete	Total Project Cost
ROADS									
Georgetown Boulevard Extension	\$575,000	\$1,970,000	\$0	\$0	\$0	\$0	\$0	\$0	\$2,545,000
Highway Safety Improvements	37,000	38,000	40,000	42,000	44,000	47,000	0	0	248,000
Klees Mill Road Slope Repair	850,000	0	0	0	0	0	0	0	850,000
Monroe Avenue Extension	365,000	0	1,187,000	0	0	0	32,240	0	1,584,240
Pavement Management Program	16,525,000	16,578,000	17,723,000	18,970,000	20,319,000	21,666,000	0	0	111,781,000
Pavement Preservation	1,215,000	1,178,000	1,222,000	1,271,000	1,322,000	1,375,000	0	0	7,583,000
Ramp and Sidewalk Upgrades	92,000	96,000	103,000	109,000	114,000	119,500	0	0	633,500
Slacks Road Improvements	100,000	0	0	0	0	0	0	0	100,000
Small Drainage Structures	266,000	279,000	293,000	308,000	323,000	340,000	0	0	1,809,000
Storm Drain Rehabilitation	266,000	279,000	293,000	308,000	323,000	340,000	0	0	1,809,000
Storm Drain Video Inspection	161,000	169,000	177,000	186,000	195,000	205,000	0	0	1,093,000
ROADS TOTAL	\$20,452,000	\$20,587,000	\$21,038,000	\$21,194,000	\$22,640,000	\$24,092,500	\$32,240	\$0	\$130,035,740
SOURCES OF FUNDING:									
Transfer from General Fund	\$1,686,000	\$17,955,000	\$1,027,000	\$1,075,000	\$1,125,000	\$1,179,000	\$0	\$0	\$24,047,000
Bonds	15,390,000	1,256,000	18,623,000	18,719,000	20,103,000	21,489,500	0	0	95,580,500
State Highway Administration	176,000	176,000	176,000	176,000	176,000	176,000	0	0	1,056,000
Highway User Revenue	3,200,000	1,200,000	1,212,000	1,224,000	1,236,000	1,248,000	0	0	9,320,000
Developer Contribution	0	0	0	0	0	0	32,240	0	32,240
ROADS TOTAL	\$20,452,000	\$20,587,000	\$21,038,000	\$21,194,000	\$22,640,000	\$24,092,500	\$32,240	\$0	\$130,035,740

COMMUNITY INVESTMENT PLAN FOR FISCAL YEARS 2024 TO 2029

	FY 24	FY 25	FY 26	FY 27	FY 28	FY 29	Prior Allocation	Balance To Complete	Total Project Cost
BRIDGES									
Bridge Inspection and Inventory	\$33,000	\$34,000	\$35,000	\$36,000	\$37,000	\$38,000	\$0	\$0	\$213,000
Bridge Maintenance and Structural Repair	85,000	89,000	94,000	99,000	104,000	110,000	0	0	581,000
Brown Road over Roaring Run	530,000	0	0	2,112,000	0	0	0	0	2,642,000
Cleaning and Painting of Bridge Structural Steel	258,000	271,000	284,000	298,000	313,000	329,000	0	0	1,753,000
Gaither Road over South Branch Patapsco	0	464,000	0	0	2,420,000	0	0	0	2,884,000
Hawks Hill Road over Little Pipe Creek Tributary	19,000	0	847,000	0	0	0	283,000	0	1,149,000
Hughes Shop Road over Bear Branch Road	0	703,000	0	0	0	0	1,698,000	0	2,401,000
McKinstry's Mill Road over Little Pipe Creek	0	0	480,000	0	2,091,000	0	0	0	2,571,000
McKinstry's Mill Road over Sams Creek	0	511,000	0	0	0	0	1,154,000	0	1,665,000
McKinstry's Mill Road over Tributary to Little Pipe Creek	0	0	301,000	0	0	971,000	0	0	1,272,000
Old Kays Mill Road over Beaver Run	0	0	0	570,000	0	2,233,000	0	0	2,803,000
Patapsco Road over E. Branch Patapsco	0	1,596,000	0	0	0	0	603,000	0	2,199,000
Stem Road over Wolf Pit Branch	288,000	0	956,000	0	0	0	0	0	1,244,000
Stone Chapel Road over Little Pipe Creek	0	712,000	0	0	0	0	922,000	0	1,634,000
Upper Beckleysville Road over Murphy Run	1,096,000	0	0	0	0	0	580,000	0	1,676,000
BRIDGES TOTAL	\$2,309,000	\$4,380,000	\$2,997,000	\$3,115,000	\$4,965,000	\$3,681,000	\$5,240,000	\$0	\$26,687,000
SOURCES OF FUNDING:									
Transfer from General Fund	\$170,000	\$177,000	\$186,000	\$198,000	\$204,000	\$214,000	\$0	\$0	\$1,149,000
Property Tax	0	0	0	0	0	0	36,400	0	36,400
Bonds	715,000	1,037,600	2,200,000	695,100	1,241,600	1,581,900	984,400	0	8,455,600
Reallocated Bonds	0	0	0	0	0	0	264,600	0	264,600
Federal Highway/Bridge	1,424,000	3,165,400	611,000	2,221,900	3,519,400	1,885,100	3,954,600	0	16,781,400
BRIDGES TOTAL	\$2,309,000	\$4,380,000	\$2,997,000	\$3,115,000	\$4,965,000	\$3,681,000	\$5,240,000	\$0	\$26,687,000

COMMUNITY INVESTMENT PLAN FOR FISCAL YEARS 2024 TO 2029

	FY 24	FY 25	FY 26	FY 27	FY 28	FY 29	Prior Allocation	Balance To Complete	Total Project Cost
RECREATION AND CULTURE									
Cape Horn Park Field Lighting Phase II	\$300,000	\$0	\$0	\$0	\$0	\$0	\$0	\$0	\$300,000
Community Self-Help Projects	89,000	92,000	95,000	98,000	101,000	104,000	0	0	579,000
Gillis Falls Trail	(77,984)	0	0	0	0	0	220,000	0	142,016
Hashawha Waterless Restroom	0	0	0	0	246,000	0	0	0	246,000
Land Acquisition	342,000	348,000	355,000	362,000	370,000	378,000	0	0	2,155,000
Northwest Regional Park	0	830,000	0	0	0	0	305,000	0	1,135,000
Northwest Trail	0	600,000	1,032,000	0	0	0	0	0	1,632,000
Outdoor Basketball Court Additions	0	0	0	0	0	250,000	0	0	250,000
Park Restoration	238,000	249,000	261,000	274,000	288,000	302,000	0	0	1,612,000
Pavilion Replacements	0	0	290,000	0	0	0	0	0	290,000
Piney Run Paving	355,000	0	0	0	0	0	0	0	355,000
Sports Complex Dugout Improvements	0	0	0	385,000	0	0	0	0	385,000
Tot Lot Replacement	92,000	97,000	102,000	107,000	500,000	118,000	0	0	1,016,000
Town Fund	32,000	19,400	19,800	20,200	20,600	21,000	0	0	133,000
Unallocated Impact Fees	200,000	0	0	0	0	0	0	0	200,000
Union Mills Recreation Area	0	0	0	0	0	376,000	0	0	376,000
RECREATION AND CULTURE TOTAL	\$1,570,016	\$2,235,400	\$2,154,800	\$1,246,200	\$1,525,600	\$1,549,000	\$525,000	\$0	\$10,806,016
SOURCES OF FUNDING:									
Transfer from General Fund	\$418,700	\$385,100	\$430,000	\$441,400	\$459,600	\$476,400	\$325,000	\$0	\$2,936,200
Reallocated GF Transfer	122,016	0	0	0	0	0	0	0	122,016
Impact Fee - Parks	(85,000)	400,000	330,000	0	100,000	110,000	200,000	0	1,055,000
Reallocated Impact Fee - Parks	200,000	0	0	0	0	0	0	0	200,000
Program Open Space	914,300	1,450,300	1,394,800	804,800	966,000	962,600	0	0	6,492,800
RECREATION AND CULTURE TOTAL	\$1,570,016	\$2,235,400	\$2,154,800	\$1,246,200	\$1,525,600	\$1,549,000	\$525,000	\$0	\$10,806,016

COMMUNITY INVESTMENT PLAN FOR FISCAL YEARS 2024 TO 2029

	FY 24	FY 25	FY 26	FY 27	FY 28	FY 29	Prior Allocation	Balance To Complete	Total Project Cost
GENERAL GOVERNMENT									
Carroll Community College Distributed Antenna System	\$500,000	\$0	\$0	\$0	\$0	\$0	\$0	\$0	\$500,000
Carroll Community College Technology	350,000	0	0	0	350,000	350,000	2,450,000	0	3,500,000
County Building Systemic Renovations	1,001,000	1,081,000	1,135,000	1,192,000	1,252,000	1,314,000	0	0	6,975,000
County Technology	2,368,000	1,409,000	1,451,000	1,495,000	1,540,000	1,587,000	0	0	9,850,000
Courtroom #6 Expansion	2,300,000	0	0	0	0	0	0	0	2,300,000
Elections Lease Space Renovation	5,500,000	0	0	0	0	0	0	0	5,500,000
Fire and EMS - Self-Contained Breathing Apparatus Replacement	273,000	287,000	301,000	316,000	332,000	349,000	0	0	1,858,000
Fleet Lift Replacements	255,000	0	0	295,000	0	0	0	0	550,000
General Government Unallocated	8,010,000	0	0	0	0	0	0	0	8,010,000
Generator Replacement	168,000	176,400	185,300	188,000	198,000	207,000	0	0	1,122,700
Historic Courthouse Holding Area Renovation	110,000	0	0	0	0	0	0	0	110,000
Library Technology	100,000	100,000	100,000	100,000	100,000	150,000	0	0	650,000
Parking Garage	18,000,000	0	0	0	0	0	0	0	18,000,000
Parking Lot Overlays	436,000	311,000	326,000	342,000	359,000	377,000	0	0	2,151,000
Piney Run Dam Rehabilitation	1,690,000	0	0	0	0	0	133,000	0	1,823,000
Public Safety Emergency Communication Radios	900,000	680,800	701,000	722,000	758,100	780,900	0	0	4,542,800
Public Safety Radio Circuit and Microwave Network Replacement	2,800,000	0	0	0	0	0	1,200,000	0	4,000,000
Public Safety Regional Water Supply	0	250,000	0	262,500	0	276,000	0	0	788,500
Sheriff's Office - Headquarters	21,900,000	0	0	0	0	0	8,450,000	0	30,350,000
GENERAL GOVERNMENT TOTAL	\$66,661,000	\$4,295,200	\$4,199,300	\$4,912,500	\$4,889,100	\$5,390,900	\$12,233,000	\$0	\$102,581,000
SOURCES OF FUNDING:									
Transfer from General Fund	\$52,337,000	\$2,787,800	\$2,879,000	\$2,975,000	\$3,439,100	\$3,593,900	\$7,650,000	\$0	\$75,661,800
Bonds	13,036,426	1,507,400	1,320,300	1,937,500	1,450,000	1,797,000	1,583,000	0	22,631,626
Reallocated Bonds	287,574	0	0	0	0	0	0	0	287,574
State Miscellaneous Grants	1,000,000	0	0	0	0	0	3,000,000	0	4,000,000
GENERAL GOVERNMENT TOTAL	\$66,661,000	\$4,295,200	\$4,199,300	\$4,912,500	\$4,889,100	\$5,390,900	\$12,233,000	\$0	\$102,581,000

COMMUNITY INVESTMENT PLAN FOR FISCAL YEARS 2024 - 2029

Capital Fund

	Fiscal Year						Prior Allocation	Balance To Complete	Total Project Cost
	2024	2025	2026	2027	2028	2029			
GRAND TOTAL USES	\$155,837,528	\$94,448,910	\$86,074,810	\$89,362,800	\$91,926,220	\$102,056,360	\$144,743,037	\$13,036,000	\$777,485,665
SOURCES OF FUNDING									
- LOCAL -									
Transfer from General Fund	\$59,111,700	\$21,304,900	\$4,522,000	\$4,689,400	\$5,227,700	\$5,463,300	\$7,975,000	\$0	\$108,294,000
Reallocated GF Transfer	2,272,618	0	0	0	0	0	0	0	2,272,618
Local Income Tax	16,133,000	16,870,000	19,160,300	21,947,300	23,073,500	24,168,560	100,000	0	121,452,660
Property Tax	1,500,000	1,500,000	1,500,000	1,500,000	1,500,000	1,500,000	36,400	0	9,036,400
Bonds	54,768,342	22,704,300	40,757,700	41,084,900	39,373,900	52,972,050	62,546,688	6,741,000	320,948,880
Reallocated Bonds	287,958	0	0	0	0	0	11,994,312	0	12,282,270
Impact Fee - Parks	(85,000)	400,000	330,000	0	100,000	110,000	200,000	0	1,055,000
Reallocated Impact Fee - Parks	200,000	0	0	0	0	0	0	0	200,000
Transfer from Special Revenue - WPRF	278,150	291,760	306,500	321,820	337,910	354,800	0	0	1,890,940
LOCAL TOTAL	\$134,466,768	\$63,070,960	\$66,576,500	\$69,543,420	\$69,613,010	\$84,568,710	\$82,852,400	\$6,741,000	\$577,432,768
- STATE -									
State Highway Administration	\$176,000	\$176,000	\$176,000	\$176,000	\$176,000	\$176,000	\$0	\$0	\$1,056,000
Highway User Revenue	3,200,000	1,200,000	1,212,000	1,224,000	1,236,000	1,248,000	0	0	9,320,000
Program Open Space	914,300	1,450,300	1,394,800	804,800	966,000	962,600	0	0	6,492,800
Ag. Preservation (MALPF)	1,000,000	1,000,000	1,000,000	1,000,000	1,000,000	1,000,000	0	0	6,000,000
Ag Transfer Tax	400,000	150,000	150,000	150,000	150,000	150,000	0	0	1,150,000
State School Construction	12,736,203	23,871,000	14,571,000	13,840,000	14,843,000	11,622,000	54,903,797	6,295,000	152,682,000
State Miscellaneous Grants	1,000,000	0	0	0	0	0	3,000,000	0	4,000,000
STATE TOTAL	\$19,426,503	\$27,847,300	\$18,503,800	\$17,194,800	\$18,371,000	\$15,158,600	\$57,903,797	\$6,295,000	\$180,700,800
- FEDERAL -									
Federal Highway/Bridge	\$1,424,000	\$3,165,400	\$611,000	\$2,221,900	\$3,519,400	\$1,885,100	\$3,954,600	\$0	\$16,781,400
FEDERAL TOTAL	\$1,424,000	\$3,165,400	\$611,000	\$2,221,900	\$3,519,400	\$1,885,100	\$3,954,600	\$0	\$16,781,400
- OTHER -									
Developer Contribution	\$172,407	\$0	\$0	\$0	\$0	\$0	\$32,240	\$0	\$204,647
Municipal	347,850	365,250	383,510	402,680	422,810	443,950	0	0	2,366,050
OTHER TOTAL	\$520,257	\$365,250	\$383,510	\$402,680	\$422,810	\$443,950	\$32,240	\$0	\$2,570,697
GRAND TOTAL SOURCES	\$155,837,528	\$94,448,910	\$86,074,810	\$89,362,800	\$91,926,220	\$102,056,360	\$144,743,037	\$13,036,000	\$777,485,665

PUBLIC SCHOOLS

Overview of Public Schools CIP

The Public Schools Community Investment Plan (CIP) includes school construction, such as additions and modernizations, as well as other school-related projects. School construction is funded primarily by dedicated Local Income Tax revenue, State funding, and Impact Fees.

Developing the school construction plan is a complex process involving the Board of Education's plans, priorities and requests, enrollment projections, redistricting plans, and projected development.

Funding is included to address the Carroll County Career and Technology Center through a two-phased project. The first phase includes planning and construction of a 21,000 square foot addition to the existing Career and Technology Center. The second phase renovates the existing building to better accommodate programs.

The final phase of funding for a replacement East Middle School is included.

Design funding for four kindergarten and pre-kindergarten additions is included in FY 24.

Even with the \$312.3M included in the plan, all project requests could not be funded. In recent years, the Board of Education has identified several needs that have no existing or planned funding. Unfunded projects include:

- William Winchester Elementary Modernization
- Robert Moton Elementary BEST Program Addition

Following this overview are copies of the Board of Education's FY 24 State Capital Improvement Plan Budget Request/FY 2025 – 2029 Capital Improvement Program Plan. For additional information on Public School projects, please refer to the individual project pages.

FY 2024 CAPITAL IMPROVEMENT PROGRAM BUDGET REQUEST

Priority	Prior Authorization/Allocation		Fiscal Year 2024 Funding Request		Total Request
	State	Local	State	County	
1	\$ 30,000	\$ 34,100	\$ 9,746		\$ 9,746
2	\$ 24,904	\$ 37,709	\$ 2,990		\$ 2,990
1				\$ 1,476	\$ 1,476
2				\$ 4,956	\$ 4,956
3				\$ 2,809	\$ 2,809
4				\$ 200	\$ 200
5				\$ 245	\$ 245
6				\$ 245	\$ 245
7				\$ 364	\$ 364
8				\$ 288	\$ 288
9				\$ 318	\$ 318
10				\$ 4,890	\$ 4,890
11				\$ 7,113	\$ 7,113
12				\$ 660	\$ 660
13				\$ 1,000	\$ 1,000
14				\$ 1,200	\$ 1,200
15				\$ 195	\$ 195
16				\$ 50	\$ 50
	\$ 54,904	\$ 71,809	\$ 12,736	\$ 26,009	\$ 38,745

NOTE: All dollar figures are shown in thousands

- (S) = HVAC Scope Study
- (FS) = PSCP Required Feasibility Study
- (P) = Planning Approval [State] or Planning Funds [County]
- (SR) = Systemic Renovation
- (C) = Construction Funding
- (E) = Furniture & Equipment Funds

COMMUNITY INVESTMENT PLAN FOR FISCAL YEARS 2024 TO 2029

	FY 24	FY 25	FY 26	FY 27	FY 28	FY 29	Prior Allocation	Balance To Complete	Total Project Cost
PUBLIC SCHOOLS									
Career and Technology Center	\$9,746,000	\$0	\$0	\$0	\$0	\$0	\$64,100,000	\$0	\$73,846,000
East Middle School Replacement	2,990,203	0	0	0	0	0	62,612,797	0	65,603,000
HVAC Improvements and Replacements	0	11,452,000	20,805,000	21,212,000	22,632,000	33,950,000	0	0	110,051,000
HVAC System Replacement - Carroll Springs	2,809,000	3,117,000	0	0	0	0	0	0	5,926,000
HVAC System Replacement - Carrolltowne Elementary	4,890,000	5,429,000	0	0	0	0	0	0	10,319,000
HVAC System Replacement - Mount Airy Elementary	4,956,000	5,502,000	0	0	0	0	0	0	10,458,000
HVAC System Replacement - Northwest Middle	7,113,000	7,910,000	0	0	0	0	0	0	15,023,000
Kindergarten and PreK Addition - Cranberry Station Elem.	245,000	0	0	0	0	0	0	2,672,000	2,917,000
Kindergarten and PreK/PRIDE Addition - Friendship Valley Elem.	364,000	0	0	0	0	0	0	4,544,000	4,908,000
Kindergarten and PreK Addition - Sandymount Elementary	245,000	0	0	0	0	0	0	2,672,000	2,917,000
Kindergarten and PreK Addition - Taneytown Elementary	288,000	0	0	0	0	0	0	3,148,000	3,436,000
Paving	875,000	1,000,000	1,050,000	1,102,500	1,158,000	1,215,900	0	0	6,401,400
Prekindergarten Additions	200,000	0	0	0	0	0	0	0	200,000
Relocatable Classrooms	195,000	0	205,000	0	215,500	0	0	0	615,500
Roof Repairs	0	200,000	0	210,000	0	220,000	0	0	630,000
Roof Replacements	0	2,918,000	7,747,000	7,628,000	3,957,000	816,000	0	0	23,066,000
Roof Replacement - Spring Garden Elementary	1,476,000	1,913,000	0	0	0	0	0	0	3,389,000
Technology Improvements	1,000,000	1,000,000	1,000,000	1,000,000	1,000,000	1,000,000	0	0	6,000,000
Transfer to Operating Budget for BOE Debt Service	12,721,000	14,670,000	16,905,300	19,634,800	20,700,000	21,732,660	0	0	106,363,760
PUBLIC SCHOOLS TOTAL	\$50,113,203	\$55,111,000	\$47,712,300	\$50,787,300	\$49,662,500	\$58,934,560	\$126,712,797	\$13,036,000	\$452,069,660
SOURCES OF FUNDING:									
Local Income Tax	\$16,133,000	\$16,870,000	\$19,160,300	\$21,947,300	\$23,073,500	\$24,168,560	\$100,000	\$0	\$121,452,660
Bonds	21,243,616	14,370,000	13,981,000	15,000,000	11,746,000	23,144,000	59,979,288	6,741,000	166,204,904
Reallocated Bonds	384	0	0	0	0	0	11,729,712	0	11,730,096
State School Construction	12,736,203	23,871,000	14,571,000	13,840,000	14,843,000	11,622,000	54,903,797	6,295,000	152,682,000
PUBLIC SCHOOLS TOTAL	\$50,113,203	\$55,111,000	\$47,712,300	\$50,787,300	\$49,662,500	\$58,934,560	\$126,712,797	\$13,036,000	\$452,069,660

Career and Technology Center

Commissioner District: 3

Taylor Hockensmith, Management and Budget Project Coordinator (410) 386-2082

8619

This project provides funding to address space needs and an aging facility at the Career and Technology Center, located on Washington Road in Westminster. Included in the project is construction of approximately 108,000 square feet of additional space, demolition of 23,500 square feet, and renovation of 83,000 square feet. The renovated and additional square footage will better accommodate existing programs and create space for the new Interactive Media program.

Project is contingent on State funding.

	FY 24	FY 25	FY 26	FY 27	FY 28	FY 29	Prior Allocation	Balance to Complete	Total Project Cost
Land Acquisition									0
Engineering/Design							4,100,194		4,100,194
Site Work							1,241,000		1,241,000
Construction	9,746,000						52,058,806		61,804,806
Equipment/Furnishings							4,300,000		4,300,000
Other							2,400,000		2,400,000
EXPENDITURES									

TOTAL	9,746,000	0	0	0	0	0	64,100,000	0	73,846,000
--------------	------------------	----------	----------	----------	----------	----------	-------------------	----------	-------------------

SOURCES OF FUNDING									
Local Income Tax							100,000		100,000
Bonds							22,292,498		22,292,498
Reallocated Bonds							11,707,502		11,707,502
State School Construction	9,746,000						30,000,000		39,746,000

PROJECTED OPERATING IMPACTS									
	0	0	0	0	0	0			

East Middle School Replacement

Commissioner District: 3

Taylor Hockensmith, Management and Budget Project Coordinator (410) 386-2082

8852

This project provides funding for the design and construction of a 126,000 square foot replacement school for East Middle, located on Longwell Avenue in Westminster. In addition to a new building, this project will also include parking and athletic fields.

Project is contingent on State funding.

	FY 24	FY 25	FY 26	FY 27	FY 28	FY 29	Prior Allocation	Balance to Complete	Total Project Cost
Land Acquisition									0
Engineering/Design							4,547,000		4,547,000
Site Work							7,798,000		7,798,000
Construction	2,990,203						45,380,797		48,371,000
Equipment/Furnishings							2,361,000		2,361,000
Other							2,526,000		2,526,000
EXPENDITURES									

TOTAL	2,990,203	0	0	0	0	0	62,612,797	0	65,603,000
--------------	------------------	----------	----------	----------	----------	----------	-------------------	----------	-------------------

SOURCES OF FUNDING									
Local Income Tax									0
Bonds							37,686,790		37,686,790
Reallocated Bonds							22,210		22,210
State School Construction	2,990,203						24,903,797		27,894,000

PROJECTED OPERATING IMPACTS									
	0	0	0	0	0	0			

HVAC Improvements and Replacements

Taylor Hockensmith, Management and Budget Project Coordinator (410) 386-2082

9974

This project provides planned ongoing funding for the replacements of aging heating, ventilation, and air condition (HVAC) systems in schools. Funding is also included for scope studies performed one year prior to construction. Projects starting in the near term are budgeted as separate projects. Listed below are future HVAC improvements or replacements in the Board of Education's Facility Master Plan not yet identified as specific projects.

- Liberty High
- Friendship Valley Elementary
- Piney Ridge Elementary
- Mechanicsville Elementary
- Runnymede Elementary
- Taneytown Elementary
- Elmer Wolfe Elementary
- South Carroll High

Project is contingent on State funding.

	FY 24	FY 25	FY 26	FY 27	FY 28	FY 29	Prior Allocation	Balance to Complete	Total Project Cost
Land Acquisition									0
Engineering/Design		951,000	786,000	982,000	908,000	1,922,000			5,549,000
Site Work									0
Construction		9,510,000	19,200,000	19,206,000	20,779,000	30,026,000			98,721,000
Equipment/Furnishings									0
Other		991,000	819,000	1,024,000	945,000	2,002,000			5,781,000
EXPENDITURES									

TOTAL	0	11,452,000	20,805,000	21,212,000	22,632,000	33,950,000	0	0	110,051,000
--------------	----------	-------------------	-------------------	-------------------	-------------------	-------------------	----------	----------	--------------------

SOURCES OF FUNDING									
Local Income Tax									0
Reallocated Local Income Tax									0
Bonds		11,452,000	9,473,000	11,834,000	10,922,000	23,144,000			66,825,000
State School Construction			11,332,000	9,378,000	11,710,000	10,806,000			43,226,000

PROJECTED OPERATING IMPACTS									
	0	0	0	0	0	0			0

HVAC System Replacement - Carroll Springs

Commissioner District: 3

Taylor Hockensmith, Management and Budget Project Coordinator (410) 386-2082

Proj #

This project provides funding for replacement of existing rooftop air handler units and terminal control units, heating and cooling plants, associated piping and pumps, replacement/upgrade of the pneumatic control system, and an upgrade to the electrical equipment with new panelboards and replacement emergency generator. Lighting fixtures will also be updated at this time to conform to modern energy codes.

Project is contingent on State funding.

	FY 24	FY 25	FY 26	FY 27	FY 28	FY 29	Prior Allocation	Balance to Complete	Total Project Cost
Land Acquisition									0
Engineering/Design	232,000	283,000							515,000
Site Work									0
Construction	2,319,000	2,834,000							5,153,000
Equipment/Furnishings									0
Other	258,000								258,000
EXPENDITURES									

TOTAL	2,809,000	3,117,000	0	0	0	0	0	0	5,926,000
--------------	------------------	------------------	----------	----------	----------	----------	----------	----------	------------------

SOURCES OF FUNDING									
Local Income Tax									0
Reallocated Local Income Tax									0
Bonds	2,809,000								2,809,000
State School Construction		3,117,000							3,117,000

PROJECTED OPERATING IMPACTS									
	0	0	0	0	0	0			

HVAC System Replacement - Carrolltowne Elementary

Commissioner District: 5

Taylor Hockensmith, Management and Budget Project Coordinator (410) 386-2082

Proj #

This project provides funding for replacement of the existing rooftop air handler units and terminal control units, heating and cooling plants, associated piping and pumps, replacement/upgrade of pneumatic control system, and an upgrade to the electrical equipment with new panel boards.

Project is contingent on State funding.

	FY 24	FY 25	FY 26	FY 27	FY 28	FY 29	Prior Allocation	Balance to Complete	Total Project Cost
Land Acquisition									0
Engineering/Design	403,000	494,000							897,000
Site Work									0
Construction	4,038,000	4,935,000							8,973,000
Equipment/Furnishings									0
Other	449,000								449,000
EXPENDITURES									

TOTAL	4,890,000	5,429,000	0	0	0	0	0	0	10,319,000
--------------	------------------	------------------	----------	----------	----------	----------	----------	----------	-------------------

SOURCES OF FUNDING									
Local Income Tax									0
Reallocated Local Income Tax									0
Bonds	4,890,000								4,890,000
State School Construction		5,429,000							5,429,000

PROJECTED OPERATING IMPACTS									
	0	0	0	0	0	0			

HVAC System Replacement - Northwest Middle

Commissioner District: 1

Taylor Hockensmith, Management and Budget Project Coordinator (410) 386-2082

Proj #

This project provides funding for replacement of the existing rooftop air handler units and terminal control units, heating and cooling plants, associated piping and pumps, replacement/upgrade of pneumatic control system, and an upgrade to the electrical equipment with new panel boards.

Project is contingent on State funding.

	FY 24	FY 25	FY 26	FY 27	FY 28	FY 29	Prior Allocation	Balance to Complete	Total Project Cost
Land Acquisition									0
Engineering/Design	581,000	725,000							1,306,000
Site Work									0
Construction	5,879,000	7,185,000							13,064,000
Equipment/Furnishings									0
Other	653,000								653,000
EXPENDITURES									

TOTAL	7,113,000	7,910,000	0	0	0	0	0	0	15,023,000
--------------	------------------	------------------	----------	----------	----------	----------	----------	----------	-------------------

SOURCES OF FUNDING									
Local Income Tax									0
Bonds	7,113,000								7,113,000
Reallocated Bonds									0
State School Construction		7,910,000							7,910,000

PROJECTED OPERATING IMPACTS									
	0	0	0	0	0	0			0

HVAC System Replacement - Mount Airy Elementary

Commissioner District: 4

Taylor Hockensmith, Management and Budget Project Coordinator (410) 386-2082

Proj #

This project provides funding for replacement of the existing rooftop air handler units and terminal control units, heating and cooling plants, associated piping and pumps, replacement/upgrade of pneumatic control system, and an upgrade to the electrical equipment with new panel boards.

Project is contingent on State funding.

	FY 24	FY 25	FY 26	FY 27	FY 28	FY 29	Prior Allocation	Balance to Complete	Total Project Cost
Land Acquisition									0
Engineering/Design	409,000	500,000							909,000
Site Work									0
Construction	4,092,000	5,002,000							9,094,000
Equipment/Furnishings									0
Other	455,000								455,000
EXPENDITURES									

TOTAL	4,956,000	5,502,000	0	0	0	0	0	0	10,458,000
--------------	------------------	------------------	----------	----------	----------	----------	----------	----------	-------------------

SOURCES OF FUNDING									
Local Income Tax									0
Bonds	4,956,000								4,956,000
Reallocated Bonds									0
State School Construction		5,502,000							5,502,000

PROJECTED OPERATING IMPACTS									
	0	0	0	0	0	0			0

Kindergarten and PreK Addition - Cranberry Station Elem.

Commissioner District: 3

Taylor Hockensmith, Management and Budget Project Coordinator (410) 386-2082

Proj #

This project provides funding for the design of two additional kindergarten classrooms based on projected kindergarten enrollment and one prekindergarten classroom based on the Blueprint for Maryland's Future legislation requirements. The Balance to Complete is to address construction. Final scope will be determined once an architect is hired and the Construction Planning Committee is formed.

Project is contingent on State funding.

	FY 24	FY 25	FY 26	FY 27	FY 28	FY 29	Prior Allocation	Balance to Complete	Total Project Cost
Land Acquisition									0
Engineering/Design	245,000								245,000
Site Work								429,000	429,000
Construction								2,020,000	2,020,000
Equipment/Furnishings								101,000	101,000
Other								122,000	122,000
EXPENDITURES									

TOTAL	245,000	0	0	0	0	0	0	2,672,000	2,917,000
--------------	----------------	----------	----------	----------	----------	----------	----------	------------------	------------------

SOURCES OF FUNDING									
Transfer from General Fund									0
Local Income Tax	245,000								245,000
Bonds								1,160,000	1,160,000
State School Construction								1,512,000	1,512,000

PROJECTED OPERATING IMPACTS									
	0	0	0	0	0	0			

Kindergarten and PreK/PRIDE Addition - Friendship Valley Elem. Commissioner District: 3

Taylor Hockensmith, Management and Budget Project Coordinator (410) 386-2082

Proj #

This project provides funding for the design of two additional kindergarten classrooms, one prekindergarten classroom, and additional square footage to permanently house the PRIDE program. The PRIDE program is an alternative educational setting for prekindergarten and elementary students currently located in a relocatable classroom building next to Friendship Valley Elementary. The Balance to Complete is to address construction. Final scope will be determined once an architect is hired and the Construction Planning Committee is formed.

Project is contingent on State funding.

	FY 24	FY 25	FY 26	FY 27	FY 28	FY 29	Prior Allocation	Balance to Complete	Total Project Cost
Land Acquisition									0
Engineering/Design	364,000								364,000
Site Work								730,000	730,000
Construction								3,434,000	3,434,000
Equipment/Furnishings								172,000	172,000
Other								208,000	208,000
EXPENDITURES									

TOTAL	364,000	0	0	0	0	0	0	4,544,000	4,908,000
--------------	----------------	----------	----------	----------	----------	----------	----------	------------------	------------------

SOURCES OF FUNDING									
Transfer from General Fund									0
Local Income Tax	364,000								364,000
Bonds								2,995,000	2,995,000
State School Construction								1,549,000	1,549,000

PROJECTED OPERATING IMPACTS									
	0	0	0	0	0	0			

Kindergarten and PreK Addition - Sandymount Elementary

Commissioner District: 2

Taylor Hockensmith, Management and Budget Project Coordinator (410) 386-2082

Proj #

This project provides funding for the design of two additional kindergarten classrooms based on projected kindergarten enrollment and one prekindergarten classroom based on the Blueprint for Maryland's Future legislation requirements. The Balance to Complete is to address construction. Final scope will be determined once an architect is hired and the Construction Planning Committee is formed.

Project is contingent on State funding.

	FY 24	FY 25	FY 26	FY 27	FY 28	FY 29	Prior Allocation	Balance to Complete	Total Project Cost
Land Acquisition									0
Engineering/Design	245,000								245,000
Site Work								429,000	429,000
Construction								2,020,000	2,020,000
Equipment/Furnishings								101,000	101,000
Other								122,000	122,000
EXPENDITURES									

TOTAL	245,000	0	0	0	0	0	0	2,672,000	2,917,000
--------------	----------------	----------	----------	----------	----------	----------	----------	------------------	------------------

SOURCES OF FUNDING									
Transfer from General Fund									0
Local Income Tax	245,000								245,000
Bonds								1,160,000	1,160,000
State School Construction								1,512,000	1,512,000

PROJECTED OPERATING IMPACTS									
	0	0	0	0	0	0			

Kindergarten and PreK Addition - Taneytown Elementary

Commissioner District: 1

Taylor Hockensmith, Management and Budget Project Coordinator (410) 386-2082

Proj #

This project provides funding for the design of two additional kindergarten classrooms based on projected kindergarten enrollment and one prekindergarten classroom based on the Blueprint for Maryland's Future legislation requirements. The Balance to Complete is to address construction. Final scope will be determined once an architect is hired and the Construction Planning Committee is formed.

Project is contingent on State funding.

	FY 24	FY 25	FY 26	FY 27	FY 28	FY 29	Prior Allocation	Balance to Complete	Total Project Cost
Land Acquisition									0
Engineering/Design	288,000								288,000
Site Work								459,000	459,000
Construction								2,424,000	2,424,000
Equipment/Furnishings								121,000	121,000
Other								144,000	144,000
EXPENDITURES									

TOTAL	288,000	0	0	0	0	0	0	3,148,000	3,436,000
--------------	----------------	----------	----------	----------	----------	----------	----------	------------------	------------------

SOURCES OF FUNDING									
Transfer from General Fund									0
Local Income Tax	288,000								288,000
Bonds								1,426,000	1,426,000
State School Construction								1,722,000	1,722,000

PROJECTED OPERATING IMPACTS									
	0	0	0	0	0	0			

Paving

Taylor Hockensmith, Management and Budget Project Coordinator (410) 386-2082

9748

This project provides ongoing funding for maintenance and replacement of the school system's parking lots and driveways. Listed below are planned projects in priority order:

- Liberty High
- Mechanicsville Elementary
- Runnymede Elementary
- Francis Scott Key High
- Mt. Airy Elementary
- Winfield Elementary
- Manchester Elementary
- Northwest Middle
- Sykesville Middle
- Sandymount Elementary
- Spring Garden Elementary
- Taneytown Elementary

	FY 24	FY 25	FY 26	FY 27	FY 28	FY 29	Prior Allocation	Balance to Complete	Total Project Cost
Land Acquisition									0
Engineering/Design									0
Site Work									0
Construction	875,000	1,000,000	1,050,000	1,102,500	1,158,000	1,215,900			6,401,400
Equipment/Furnishings									0
Other									0
EXPENDITURES									

TOTAL	875,000	1,000,000	1,050,000	1,102,500	1,158,000	1,215,900	0	0	6,401,400
--------------	----------------	------------------	------------------	------------------	------------------	------------------	----------	----------	------------------

SOURCES OF FUNDING									
Transfer from General Fund									0
Reallocated GF Transfer									0
Local Income Tax	875,000	1,000,000	1,050,000	1,102,500	1,158,000	1,215,900			6,401,400
Reallocated Local Income Tax									0

PROJECTED OPERATING IMPACTS									
	0	0	0	0	0	0			0

Prekindergarten Additions

Taylor Hockensmith, Management and Budget Project Coordinator (410) 386-2082

Proj #

This project provides funding for a feasibility study to determine where the addition prekindergarten classrooms at elementary schools could be placed. The need for the addition of prekindergarten classrooms is due to the required expansion of prekindergarten services to all 3 and 4 year olds as stated in the Blueprint for Maryland's Future legislation.

	FY 24	FY 25	FY 26	FY 27	FY 28	FY 29	Prior Allocation	Balance to Complete	Total Project Cost
Land Acquisition									0
Engineering/Design	200,000								200,000
Site Work									0
Construction									0
Equipment/Furnishings									0
Other									0
EXPENDITURES									
TOTAL	200,000	0	0	0	0	0	0	0	200,000
SOURCES OF FUNDING									
Transfer from General Fund									0
Reallocated GF Transfer									0
Local Income Tax	200,000								200,000
Reallocated Local Income Tax									0
PROJECTED OPERATING IMPACTS	0	0	0	0	0	0			

Relocatable Classrooms

Taylor Hockensmith, Management and Budget Project Coordinator (410) 386-2082

9745

This project provides ongoing funding for the removal and relocation of relocatable classrooms from various school sites where they are no longer needed. An evaluation of the condition and utilization of the existing classroom inventory was performed to identify units for potential removal or relocation.

	FY 24	FY 25	FY 26	FY 27	FY 28	FY 29	Prior Allocation	Balance to Complete	Total Project Cost
Land Acquisition									0
Engineering/Design									0
Site Work									0
Construction	195,000		205,000		215,500				615,500
Equipment/Furnishings									0
Other									0
EXPENDITURES									

TOTAL	195,000	0	205,000	0	215,500	0	0	0	615,500
--------------	----------------	----------	----------------	----------	----------------	----------	----------	----------	----------------

SOURCES OF FUNDING									
Local Income Tax	195,000		205,000		215,500				615,500
Reallocated Local Income Tax									0
Bonds									0
Reallocated Bonds									0

PROJECTED OPERATING IMPACTS									
	0	0	0	0	0	0			

Roof Repairs

Taylor Hockensmith, Management and Budget Project Coordinator (410) 386-2082

9746

This project provides ongoing funding to address emergencies, provide necessary maintenance for the integrity of the roof systems, and extend the useful life of roofs.

	FY 24	FY 25	FY 26	FY 27	FY 28	FY 29	Prior Allocation	Balance to Complete	Total Project Cost
Land Acquisition									0
Engineering/Design									0
Site Work									0
Construction		200,000		210,000		220,000			630,000
Equipment/Furnishings									0
Other									0
EXPENDITURES									

TOTAL	0	200,000	0	210,000	0	220,000	0	0	630,000
--------------	----------	----------------	----------	----------------	----------	----------------	----------	----------	----------------

SOURCES OF FUNDING									
Local Income Tax		200,000		210,000		220,000			630,000
Reallocated Local Income Tax									0
Bonds									0
Reallocated Bonds									0

PROJECTED OPERATING IMPACTS									
	0	0	0	0	0	0			

Roof Replacements

Taylor Hockensmith, Management and Budget Project Coordinator (410) 386-2082

Proj #

This project provides planned ongoing funding to replace roofs that are failing and no longer repairable. Projects starting in the near term are budgeted as separate projects. Future roof replacements in the Board of Education's Master Plan not yet identified as specific projects include:

- Oklahoma Road Middle
- Century High
- Shiloh Middle
- Gateway

Project is contingent on State funding.

	FY 24	FY 25	FY 26	FY 27	FY 28	FY 29	Prior Allocation	Balance to Complete	Total Project Cost
Land Acquisition									0
Engineering/Design		241,000	374,000	263,000	68,000				946,000
Site Work									0
Construction		2,409,000	6,983,000	7,091,000	3,818,000	816,000			21,117,000
Equipment/Furnishings									0
Other		268,000	390,000	274,000	71,000				1,003,000
EXPENDITURES									

TOTAL	0	2,918,000	7,747,000	7,628,000	3,957,000	816,000	0	0	23,066,000
--------------	----------	------------------	------------------	------------------	------------------	----------------	----------	----------	-------------------

SOURCES OF FUNDING									
Local Income Tax									0
Bonds		2,918,000	4,508,000	3,166,000	824,000				11,416,000
Reallocated Bonds									0
State School Construction			3,239,000	4,462,000	3,133,000	816,000			11,650,000

PROJECTED OPERATING IMPACTS									
	0	0	0	0	0	0			0

Roof Replacement - Spring Garden Elementary

Commissioner District: 2

Taylor Hockensmith, Management and Budget Project Coordinator (410) 386-2082

Proj #

This project provides funding for the replacement of 65,490 square feet of roofing, associated tapered insulation system, roof drains, and flashing.

Project is contingent on State funding.

	FY 24	FY 25	FY 26	FY 27	FY 28	FY 29	Prior Allocation	Balance to Complete	Total Project Cost
Land Acquisition									0
Engineering/Design	121,000	174,000							295,000
Site Work									0
Construction	1,208,000	1,739,000							2,947,000
Equipment/Furnishings									0
Other	147,000								147,000
EXPENDITURES									
TOTAL	1,476,000	1,913,000	0	0	0	0	0	0	3,389,000
SOURCES OF FUNDING									
Local Income Tax									0
Bonds	1,475,616								1,475,616
Reallocated Bonds	384								384
State School Construction		1,913,000							1,913,000
PROJECTED OPERATING IMPACTS	0	0	0	0	0	0			

Technology Improvements

Taylor Hockensmith, Management and Budget Project Coordinator (410) 386-2082

9792

This project provides ongoing funding for technology improvements. Funding will allow for technology replacements, upgrades to infrastructure hardware and software, and installation and replacement of hardware, such as servers, and network infrastructure equipment. Cabling upgrades, wireless technologies, and other core telecommunications are included in the technology infrastructure of the school system.

	FY 24	FY 25	FY 26	FY 27	FY 28	FY 29	Prior Allocation	Balance to Complete	Total Project Cost
Land Acquisition									0
Engineering/Design									0
Site Work									0
Construction									0
Equipment/Furnishings	1,000,000	1,000,000	1,000,000	1,000,000	1,000,000	1,000,000			6,000,000
Other									0
EXPENDITURES									

TOTAL	1,000,000	1,000,000	1,000,000	1,000,000	1,000,000	1,000,000	0	0	6,000,000
--------------	------------------	------------------	------------------	------------------	------------------	------------------	----------	----------	------------------

SOURCES OF FUNDING									
Local Income Tax	1,000,000	1,000,000	1,000,000	1,000,000	1,000,000	1,000,000			6,000,000
Reallocated Local Income Tax									0
Bonds									0
Reallocated Bonds									0

PROJECTED OPERATING IMPACTS									
	0	0	0	0	0	0			

Transfer to Operating Budget for BOE Debt Service

Taylor Hockensmith, Management and Budget Project Coordinator (410) 386-2082

9001

A percentage of the Local Income Tax revenue is dedicated to school construction and appropriated directly into the Capital Fund. This project is for the portion of these dedicated funds transferred to the General Fund to pay debt service related to school construction projects. Because dedicated Local Income Tax is budgeted in the Capital Fund and then transferred to the General Fund, the funding is counted twice in the All Funds Budget.

	FY 24	FY 25	FY 26	FY 27	FY 28	FY 29	Prior Allocation	Balance to Complete	Total Project Cost
Land Acquisition									0
Engineering/Design									0
Site Work									0
Construction									0
Equipment/Furnishings									0
Other	12,721,000	14,670,000	16,905,300	19,634,800	20,700,000	21,732,660			106,363,760
EXPENDITURES									

TOTAL	12,721,000	14,670,000	16,905,300	19,634,800	20,700,000	21,732,660	0	0	106,363,760
--------------	-------------------	-------------------	-------------------	-------------------	-------------------	-------------------	----------	----------	--------------------

SOURCES OF FUNDING									
Transfer from General Fund									0
Reallocated GF Transfer									0
Local Income Tax	12,721,000	14,670,000	16,905,300	19,634,800	20,700,000	21,732,660			106,363,760
Reallocated Local Income Tax									0

PROJECTED OPERATING IMPACTS									
	0	0	0	0	0	0			

CONSERVATION AND OPEN SPACE

Overview of Conservation and Open Space CIP

The FY 24 – 29 Conservation and Open Space CIP consists of funding for land preservation and water resources. Approximately \$35.4M is included for the Agricultural Land Preservation Program in both the Capital and Operating budgets and is funded with a combination of dedicated Property Tax revenue, bonds, Agricultural Transfer Tax revenue, and State participation. Property Tax funding is included to allow for the acquisition of easements through Installment Purchase Agreements and for the payment of interest to landowners.

The FY 24 – 29 CIP continues funding to maintain the County’s permit associated with the Federal National Pollutant Discharge Elimination System (NPDES) program. The County and the eight municipalities entered into a memorandum of agreement combining the municipalities and County into one permit. The County applied for a new 5-year permit that has been approved for 2022 – 2027. The new permit requires 14 percent remediation of impervious surface.

To remain compliant with the NPDES permit, the Stormwater Facility Restoration project was established to keep stormwater management facilities working properly.

For additional information on these or other Conservation and Open Space projects, please refer to the individual project pages.

COMMUNITY INVESTMENT PLAN FOR FISCAL YEARS 2024 TO 2029

	FY 24	FY 25	FY 26	FY 27	FY 28	FY 29	Prior Allocation	Balance To Complete	Total Project Cost
CONSERVATION AND OPEN SPACE									
Agricultural Land Preservation	\$5,733,300	\$3,983,300	\$3,983,400	\$3,983,300	\$3,983,300	\$3,983,400	\$0	\$0	\$25,650,000
Environmental Compliance	150,000	0	0	0	0	0	0	0	150,000
PFAS Remediation	3,000,000	0	0	0	0	0	0	0	3,000,000
Stormwater Facility Renovation	300,000	300,000	300,000	300,000	300,000	300,000	0	0	1,800,000
Watershed Assessment and Improvement (NPDES)	5,549,010	3,557,010	3,690,010	3,824,500	3,960,720	4,125,000	0	0	24,706,250
CONSERVATION AND OPEN SPACE TOTAL	\$14,732,310	\$7,840,310	\$7,973,410	\$8,107,800	\$8,244,020	\$8,408,400	\$0	\$0	\$55,306,250
SOURCES OF FUNDING:									
Transfer from General Fund	\$4,500,000	\$0	\$0	\$0	\$0	\$0	\$0	\$0	\$4,500,000
Reallocated GF Transfer	2,150,603	0	0	0	0	0	0	0	2,150,603
Property Tax	1,500,000	1,500,000	1,500,000	1,500,000	1,500,000	1,500,000	0	0	9,000,000
Bonds	4,383,300	4,533,300	4,633,400	4,733,300	4,833,300	4,959,650	0	0	28,076,250
Special Revenue Fund Transfer	278,150	291,760	306,500	321,820	337,910	354,800	0	0	1,890,940
Ag. Preservation (MALPF)	1,000,000	1,000,000	1,000,000	1,000,000	1,000,000	1,000,000	0	0	6,000,000
Ag Transfer Tax	400,000	150,000	150,000	150,000	150,000	150,000	0	0	1,150,000
Developer Contribution	172,407	0	0	0	0	0	0	0	172,407
Municipal	347,850	365,250	383,510	402,680	422,810	443,950	0	0	2,366,050
CONSERVATION AND OPEN SPACE TOTAL	\$14,732,310	\$7,840,310	\$7,973,410	\$8,107,800	\$8,244,020	\$8,408,400	\$0	\$0	\$55,306,250

Agricultural Land Preservation

Lydia K. Rogers, Management and Budget Analyst (410) 386-2082

9007

This project provides ongoing funding for the Carroll County Agricultural Land Preservation program. The program provides an opportunity for landowners to make long-term commitment to agriculture as a viable industry and preserve the rural character of Carroll County.

The County offers two payment options to the landowners: Installment Purchase Agreement (IPA) or Lump Sum. The IPA option pays the landowner for easement over a 20-year period. The Lump Sum option pays for the easement at the time of settlement. The Maryland Agricultural Land Preservation Foundation (MALPF), a lump-sum payment program, is jointly funded by the State of Maryland and Carroll County.

A portion of Property Tax revenue is dedicated to the Agricultural Land Preservation program, to be appropriated in the Capital Fund for easement purchases, and in the General Fund for interest payments to landowners in the Debt Service-Agricultural Preservation budget. The Capital Fund portion is capped at \$1.5M ongoing.

Operating impacts include debt service payments.

	FY 24	FY 25	FY 26	FY 27	FY 28	FY 29	Prior Allocation	Balance to Complete	Total Project Cost
Land Acquisition	5,733,300	3,983,300	3,983,400	3,983,300	3,983,300	3,983,400			25,650,000
Engineering/Design									0
Site Work									0
Construction									0
Equipment/Furnishings									0
Other									0
EXPENDITURES									

TOTAL	5,733,300	3,983,300	3,983,400	3,983,300	3,983,300	3,983,400	0	0	25,650,000
--------------	------------------	------------------	------------------	------------------	------------------	------------------	----------	----------	-------------------

SOURCES OF FUNDING									
Transfer from General Fund	1,500,000								1,500,000
Property Tax	1,500,000	1,500,000	1,500,000	1,500,000	1,500,000	1,500,000			9,000,000
Bonds	1,333,300	1,333,300	1,333,400	1,333,300	1,333,300	1,333,400			8,000,000
Ag. Preservation (MALPF)	1,000,000	1,000,000	1,000,000	1,000,000	1,000,000	1,000,000			6,000,000
Ag Transfer Tax	400,000	150,000	150,000	150,000	150,000	150,000			1,150,000

PROJECTED OPERATING IMPACTS									
	1,539,805	1,541,096	1,589,531	1,636,833	1,684,539	1,733,674			

Total Appropriation - IPA	2,070,124	1,493,050	1,509,066	1,524,643	1,540,386	1,556,633			9,693,902
Total Appropriation - Lump Sum	4,202,980	3,031,345	3,063,864	3,095,489	3,127,452	3,160,440			19,681,570
Total Appropriation - MALPF	1,000,000	1,000,000	1,000,000	1,000,000	1,000,000	1,000,000			6,000,000

Total Appropriation - Ag Pres	7,273,100	5,524,400	5,572,930	5,620,130	5,667,840	5,717,070			35,375,472
--------------------------------------	-----------	-----------	-----------	-----------	-----------	-----------	--	--	------------

Environmental Compliance

Lydia K. Rogers, Management and Budget Analyst (410) 386-2082

8328

This project provides funding for remediation efforts to maintain compliance with State and Federal environmental permits.

	FY 24	FY 25	FY 26	FY 27	FY 28	FY 29	Prior Allocation	Balance to Complete	Total Project Cost
Land Acquisition									0
Engineering/Design									0
Site Work									0
Construction	150,000								150,000
Equipment/Furnishings									0
Other									0
EXPENDITURES									
TOTAL	150,000	0	0	0	0	0	0	0	150,000
SOURCES OF FUNDING									
Transfer from General Fund									0
Reallocated GF Transfer	150,000								150,000
Bonds									0
Reallocated Bonds									0
PROJECTED OPERATING IMPACTS	0	0	0	0	0	0			0

PFAS Remediation

Commissioner District: 3

Lydia K. Rogers, Management and Budget Analyst (410) 386-2082

Proj #

This project provides funding to remediate the identified PFAS (Per- and Polyfluorinated Substances) contamination at the Public Safety Training Center per Maryland Department of the Environment.

	FY 24	FY 25	FY 26	FY 27	FY 28	FY 29	Prior Allocation	Balance to Complete	Total Project Cost
Land Acquisition									0
Engineering/Design									0
Site Work									0
Construction	3,000,000								3,000,000
Equipment/Furnishings									0
Other									0
EXPENDITURES									
TOTAL	3,000,000	0	0	0	0	0	0	0	3,000,000

SOURCES OF FUNDING									
Transfer from General Fund	3,000,000								3,000,000
Reallocated GF Transfer									0
Bonds									0
Reallocated Bonds									0

PROJECTED OPERATING IMPACTS									
	0	0	0	0	0	0			0

Stormwater Facility Renovation

Lydia K. Rogers, Management and Budget Analyst (410) 386-2082

8716

This project provides ongoing funding to keep existing County-owned stormwater management facilities in working condition and in compliance with the National Pollution Discharge Elimination System (NPDES) Permit. Six to eight facilities per year, over a 30-year period, will be evaluated. Funding will be used for repairs and to replace pipes and filter media.

	FY 24	FY 25	FY 26	FY 27	FY 28	FY 29	Prior Allocation	Balance to Complete	Total Project Cost
Land Acquisition									0
Engineering/Design			10,000	10,000		10,000			30,000
Site Work									0
Construction	300,000	300,000	290,000	290,000	300,000	290,000			1,770,000
Equipment/Furnishings									0
Other									0
EXPENDITURES									
TOTAL	300,000	300,000	300,000	300,000	300,000	300,000	0	0	1,800,000

SOURCES OF FUNDING									
Transfer from General Fund									0
Reallocated GF Transfer									0
Bonds	300,000	300,000	300,000	300,000	300,000	300,000			1,800,000
Reallocated Bonds									0

PROJECTED OPERATING IMPACTS									
	0	0	0	0	0	0			0

Watershed Assessment and Improvement (NPDES)

Lydia K. Rogers, Management and Budget Analyst (410) 386-2082

9920

This project provides ongoing funding to comply with the Federal Clean Water Act. The Act requires the County to secure a permit under the National Pollutant Discharge Elimination System (NPDES) for storm sewer systems. The permit requires the county to map and assess the condition of the storm sewer systems and of the watersheds that discharge into them. The County and the eight municipalities have entered into a memorandum of agreement (MOA) to obtain a joint five-year NPDES permit to address stormwater issues. Under the joint permit issued in FY 23, the County and municipalities are required to mitigate impervious surface runoff. As part of the MOA, the County manages the construction of the mitigation projects on behalf of the municipalities. The municipalities provide funding of the County equivalent to 20% of the construction cost of municipal impervious acres.

The current permit will expire in FY 27. Estimates of Town contributions have been included in FY 28 and FY 29 in anticipation that the Towns and County will continue to participate in a joint permit. The estimate is based on the same assumptions as the MOA signed by the Towns and County for the current permit.

Because dedicated Property Tax is budgeted in the Special Revenue Fund and then transferred to the Capital Fund, the funding is counted twice in the All Funds Budget.

	FY 24	FY 25	FY 26	FY 27	FY 28	FY 29	Prior Allocation	Balance to Complete	Total Project Cost
Land Acquisition									0
Engineering/Design	550,000	400,000	550,000	500,000	500,000	500,000			3,000,000
Site Work									0
Construction	4,999,010	3,157,010	3,140,010	3,324,500	3,460,720	3,625,000			21,706,250
Equipment/Furnishings									0
Other									0
EXPENDITURES									

TOTAL	5,549,010	3,557,010	3,690,010	3,824,500	3,960,720	4,125,000	0	0	24,706,250
--------------	------------------	------------------	------------------	------------------	------------------	------------------	----------	----------	-------------------

SOURCES OF FUNDING									
Reallocated GF Transfer	2,000,603								2,000,603
Bonds	2,750,000	2,900,000	3,000,000	3,100,000	3,200,000	3,326,250			18,276,250
Special Revenue Fund Transfer	278,150	291,760	306,500	321,820	337,910	354,800			1,890,940
Developer Contribution	172,407								172,407
Municipal	347,850	365,250	383,510	402,680	422,810	443,950			2,366,050

PROJECTED OPERATING IMPACTS									
	0	0	0	0	0	0			0

PUBLIC WORKS

Overview of Public Works CIP

The Public Works CIP includes two sections: Roads and Bridges.

Approximately \$119.4M is included in the CIP to maintain and rehabilitate 900 miles of roads throughout the County. Approximately thirty-five percent of the County's road network is considered mainline or arterial roads. These roads carry a higher traffic volume. Sixty-five percent are lower volume roadways, including neighborhood roads. Typical repair strategies include sealing, overlay, mill and overlay, full-depth reclamation, and reconstruction.

Ongoing funding is included for inspection of storm drains. Video inspections will assess the condition of the storm drain system and rehabilitation funding is included for pipe lining and replacement of storm drains and small drainage structures.

Two road extensions are included: Georgetown Boulevard and Monroe Avenue. Georgetown Boulevard will be extended to Progress Way and Monroe Avenue will be extended.

Funding is included for the replacement of twelve bridge structures.

For additional information on these or other Public Works projects, please refer to the individual project pages.

ROADS

COMMUNITY INVESTMENT PLAN FOR FISCAL YEARS 2024 TO 2029

	FY 24	FY 25	FY 26	FY 27	FY 28	FY 29	Prior Allocation	Balance To Complete	Total Project Cost
ROADS									
Georgetown Boulevard Extension	\$575,000	\$1,970,000	\$0	\$0	\$0	\$0	\$0	\$0	\$2,545,000
Highway Safety Improvements	37,000	38,000	40,000	42,000	44,000	47,000	0	0	248,000
Klees Mill Road Slope Repair	850,000	0	0	0	0	0	0	0	850,000
Monroe Avenue Extension	365,000	0	1,187,000	0	0	0	32,240	0	1,584,240
Pavement Management Program	16,525,000	16,578,000	17,723,000	18,970,000	20,319,000	21,666,000	0	0	111,781,000
Pavement Preservation	1,215,000	1,178,000	1,222,000	1,271,000	1,322,000	1,375,000	0	0	7,583,000
Ramp and Sidewalk Upgrades	92,000	96,000	103,000	109,000	114,000	119,500	0	0	633,500
Slacks Road Improvements	100,000	0	0	0	0	0	0	0	100,000
Small Drainage Structures	266,000	279,000	293,000	308,000	323,000	340,000	0	0	1,809,000
Storm Drain Rehabilitation	266,000	279,000	293,000	308,000	323,000	340,000	0	0	1,809,000
Storm Drain Video Inspection	161,000	169,000	177,000	186,000	195,000	205,000	0	0	1,093,000
ROADS TOTAL	\$20,452,000	\$20,587,000	\$21,038,000	\$21,194,000	\$22,640,000	\$24,092,500	\$32,240	\$0	\$130,035,740
SOURCES OF FUNDING:									
Transfer from General Fund	\$1,686,000	\$17,955,000	\$1,027,000	\$1,075,000	\$1,125,000	\$1,179,000	\$0	\$0	\$24,047,000
Bonds	15,390,000	1,256,000	18,623,000	18,719,000	20,103,000	21,489,500	0	0	95,580,500
State Highway Administration	176,000	176,000	176,000	176,000	176,000	176,000	0	0	1,056,000
Highway User Revenue	3,200,000	1,200,000	1,212,000	1,224,000	1,236,000	1,248,000	0	0	9,320,000
Developer Contribution	0	0	0	0	0	0	32,240	0	32,240
ROADS TOTAL	\$20,452,000	\$20,587,000	\$21,038,000	\$21,194,000	\$22,640,000	\$24,092,500	\$32,240	\$0	\$130,035,740

Georgetown Boulevard Extension

Commissioner District: 5

Ryan Nowicki, Management and Budget Analyst (410) 386-2082

8023

Functional Classification: Urban Major Collector (planned)

Average Daily Traffic: TBD

Total Planned Project Limits: Londontown Blvd. north to Progress Way (total length of approximately 2,200 feet, of which approximately 1,500 feet will be provided by developers)

This project provides funding to extend Georgetown Boulevard from the current terminus at Londontown Boulevard to Progress Way. The remaining portion of this extension will be provided by the developer of the property located along, and east of, the planned roadway alignment.

	FY 24	FY 25	FY 26	FY 27	FY 28	FY 29	Prior Allocation	Balance to Complete	Total Project Cost
Land Acquisition									0
Engineering/Design	575,000								575,000
Site Work									0
Construction		1,970,000							1,970,000
Equipment/Furnishings									0
Other									0
EXPENDITURES									

TOTAL	575,000	1,970,000	0	0	0	0	0	0	2,545,000
--------------	----------------	------------------	----------	----------	----------	----------	----------	----------	------------------

SOURCES OF FUNDING									
Transfer from General Fund	575,000	1,970,000							2,545,000
Reallocated GF Transfer									0
Bonds									0
Developer Contribution									0

PROJECTED OPERATING IMPACTS									
	0	0	0	0	0	0			0

Highway Safety Improvements

Ryan Nowicki, Management and Budget Analyst (410) 386-2082

9674

This project provides ongoing funding to address roadway segments and intersections with a history of frequent or severe crashes, and those with a significant potential for crashes. Possible improvements include minor changes in intersection geometry, turn lanes, signing additions or upgrades, traffic calming measures and pavement marking upgrades.

Recently completed improvements includes Bandy Avenue traffic calming concept design, Sunshine Way traffic calming concept design, Bartholow Road pedestrian crossing design, and Compton Lane intersection evaluation.

	FY 24	FY 25	FY 26	FY 27	FY 28	FY 29	Prior Allocation	Balance to Complete	Total Project Cost
Land Acquisition									0
Engineering/Design									0
Site Work									0
Construction	37,000	38,000	40,000	42,000	44,000	47,000			248,000
Equipment/Furnishings									0
Other									0
EXPENDITURES									

TOTAL	37,000	38,000	40,000	42,000	44,000	47,000	0	0	248,000
--------------	---------------	---------------	---------------	---------------	---------------	---------------	----------	----------	----------------

SOURCES OF FUNDING									
Transfer from General Fund									0
Reallocated GF Transfer									0
Highway User Revenue	37,000	38,000	40,000	42,000	44,000	47,000			248,000
Reallocated Developer Contribution									0

PROJECTED OPERATING IMPACTS									
	0	0	0	0	0	0			0

Klees Mill Road Slope Repair

Commissioner District: 5

Ryan Nowicki, Management and Budget Analyst (410) 386-2082

Proj #

This project provides funding to identify and implement engineering solutions to address the settling issues along 450 feet of Klees Mill Road.

	FY 24	FY 25	FY 26	FY 27	FY 28	FY 29	Prior Allocation	Balance to Complete	Total Project Cost
Land Acquisition									0
Engineering/Design	250,000								250,000
Site Work									0
Construction	600,000								600,000
Equipment/Furnishings									0
Other									0
EXPENDITURES									
TOTAL	850,000	0	0	0	0	0	0	0	850,000
SOURCES OF FUNDING									
Transfer from General Fund	850,000								850,000
Reallocated GF Transfer									0
Bonds									0
Reallocated Bonds									0
PROJECTED OPERATING IMPACTS	0	0	0	0	0	0			

Monroe Avenue Extension

Commissioner District: 5

Ryan Nowicki, Management and Budget Analyst (410) 386-2082

8609

This project provides funding to extend Monroe Avenue, an urban major collector road. A portion of the extension will be provided by the developer of the property located along the planned roadway. The installation of a bridge is included in this project.

	FY 24	FY 25	FY 26	FY 27	FY 28	FY 29	Prior Allocation	Balance to Complete	Total Project Cost
Land Acquisition									0
Engineering/Design	365,000								365,000
Site Work			98,000						98,000
Construction			984,000						984,000
Equipment/Furnishings									0
Other			105,000				32,240		137,240
EXPENDITURES									
TOTAL	365,000	0	1,187,000	0	0	0	32,240	0	1,584,240
SOURCES OF FUNDING									
Transfer from General Fund									0
Reallocated Property Tax									0
Bonds	365,000		1,187,000						1,552,000
Developer Contribution							32,240		32,240
PROJECTED OPERATING IMPACTS	0	0	0	0	0	0			

Pavement Management Program

Ryan Nowicki, Management and Budget Analyst (410) 386-2082

Proj #

This project provides ongoing funding for the maintenance, repair, or rehabilitation of the County's 900 miles paved roads. Collected road condition information is used in a pavement management software program to recommend cost-effective repairs. Repair strategies include: patching, overlay, mill and overlay, full depth reclamation, and reconstruction. Drainage structures and traffic barriers are inspected, repaired, replaced, or added where necessary, and sidewalk accessibility will also be evaluated and included if upgrades are due.

Maintaining a road network in satisfactory condition is one of the goals of the Department of Public Works. While addressing roads near failure is important, maintaining roads in fair and satisfactory condition is important as well. It is cost effective to address roads while the amount of repairs is minimal and this balanced approach keeps the network in satisfactory condition.

	FY 24	FY 25	FY 26	FY 27	FY 28	FY 29	Prior Allocation	Balance to Complete	Total Project Cost
Land Acquisition									0
Engineering/Design	125,000	128,000	135,000	142,000	149,000	156,000			835,000
Site Work									0
Construction	15,300,000	15,700,000	16,800,000	18,000,000	19,300,000	20,600,000			105,700,000
Equipment/Furnishings									0
Other	1,100,000	750,000	788,000	828,000	870,000	910,000			5,246,000
EXPENDITURES									

TOTAL	16,525,000	16,578,000	17,723,000	18,970,000	20,319,000	21,666,000	0	0	111,781,000
--------------	-------------------	-------------------	-------------------	-------------------	-------------------	-------------------	----------	----------	--------------------

SOURCES OF FUNDING									
Transfer from General Fund		15,800,000	800,000	800,000	800,000	800,000			19,000,000
Bonds	14,401,000	602,000	16,747,000	17,994,000	19,343,000	20,690,000			89,777,000
State Highway Administration	176,000	176,000	176,000	176,000	176,000	176,000			1,056,000
Highway User Revenue	1,948,000								1,948,000

PROJECTED OPERATING IMPACTS	0	0	0	0	0	0			
------------------------------------	---	---	---	---	---	---	--	--	--

Pavement Preservation

Ryan Nowicki, Management and Budget Analyst (410) 386-2082

Proj #

This project provides ongoing funding to place a maintenance seal coat, such as microsurface, on paved roads. Pavement preservation is applied to roads still in good condition, before the onset of serious damage. Annual funding addresses approximately 30 - 40 miles.

This project list will be generated in the spring in preparation for the summer construction season.

	FY 24	FY 25	FY 26	FY 27	FY 28	FY 29	Prior Allocation	Balance to Complete	Total Project Cost
Land Acquisition									0
Engineering/Design									0
Site Work									0
Construction	1,215,000	1,178,000	1,222,000	1,271,000	1,322,000	1,375,000			7,583,000
Equipment/Furnishings									0
Other									0
EXPENDITURES									

TOTAL	1,215,000	1,178,000	1,222,000	1,271,000	1,322,000	1,375,000	0	0	7,583,000
--------------	------------------	------------------	------------------	------------------	------------------	------------------	----------	----------	------------------

SOURCES OF FUNDING									
Transfer from General Fund		16,000	50,000	89,000	130,000	174,000			459,000
Reallocated GF Transfer									0
Highway User Revenue	1,215,000	1,162,000	1,172,000	1,182,000	1,192,000	1,201,000			7,124,000
Reallocated Highway User Revenue									0

PROJECTED OPERATING IMPACTS									
	0	0	0	0	0	0			

Ramp and Sidewalk Upgrades

Ryan Nowicki, Management and Budget Analyst (410) 386-2082

8626

This project provides ongoing funding to upgrade or replace non-compliant ramps and sidewalks for ADA accessibility. This project allows for the acceleration of the replacement and upgrade process for non-compliant ramps and sidewalks not addressed through the Pavement Management Program.

	FY 24	FY 25	FY 26	FY 27	FY 28	FY 29	Prior Allocation	Balance to Complete	Total Project Cost
Land Acquisition									0
Engineering/Design									0
Site Work	9,000	9,000	9,500	10,000	10,500	11,000			59,000
Construction	75,000	79,000	85,000	90,000	94,500	99,000			522,500
Equipment/Furnishings									0
Other	8,000	8,000	8,500	9,000	9,000	9,500			52,000
EXPENDITURES									

TOTAL	92,000	96,000	103,000	109,000	114,000	119,500	0	0	633,500
--------------	---------------	---------------	----------------	----------------	----------------	----------------	----------	----------	----------------

SOURCES OF FUNDING									
Transfer from General Fund									0
Reallocated GF Transfer									0
Local Income Tax									0
Bonds	92,000	96,000	103,000	109,000	114,000	119,500			633,500

PROJECTED OPERATING IMPACTS									
	0	0	0	0	0	0			0

Slacks Road Improvements

Commissioner District: 5

Ryan Nowicki, Management and Budget Analyst (410) 386-2082

Proj #

The project provides funding for preliminary design of road improvements on Slacks Road.

	FY 24	FY 25	FY 26	FY 27	FY 28	FY 29	Prior Allocation	Balance to Complete	Total Project Cost
Land Acquisition									0
Engineering/Design									0
Site Work									0
Construction									0
Equipment/Furnishings									0
Other	100,000								100,000
EXPENDITURES									
TOTAL	100,000	0	0	0	0	0	0	0	100,000
SOURCES OF FUNDING									
Transfer from General Fund	100,000								100,000
Reallocated GF Transfer									0
Local Income Tax									0
Reallocated Local Income Tax									0
PROJECTED OPERATING IMPACTS	0	0	0	0	0	0			

Small Drainage Structures

Ryan Nowicki, Management and Budget Analyst (410) 386-2082

9847

This project provides ongoing funding to rehabilitate or replace deteriorated drainage structures including culvert headwalls and ancillary drainage features.

The Department of Public Works continues to incorporate all pipe culverts and drainage structures into Geographic Information Systems (GIS). Once the locations are identified and mapped, field condition assessments can be made to help determine the most-effective approach to replacing and repairing these structures.

	FY 24	FY 25	FY 26	FY 27	FY 28	FY 29	Prior Allocation	Balance to Complete	Total Project Cost
Land Acquisition									0
Engineering/Design									0
Site Work									0
Construction	266,000	279,000	293,000	308,000	323,000	340,000			1,809,000
Equipment/Furnishings									0
Other									0
EXPENDITURES									
TOTAL	266,000	279,000	293,000	308,000	323,000	340,000	0	0	1,809,000
SOURCES OF FUNDING									
Transfer from General Fund									0
Reallocated GF Transfer									0
Bonds	266,000	279,000	293,000	308,000	323,000	340,000			1,809,000
Reallocated Bonds									0
PROJECTED OPERATING IMPACTS	0	0	0	0	0	0			

Storm Drain Rehabilitation

Ryan Nowicki, Management and Budget Analyst (410) 386-2082

8627

This project provides ongoing funding to maintain the storm drain system through rehabilitation and replacement. The County maintains about 180 miles (or 950,000 feet) of storm drain infrastructure, primarily located in neighborhoods where curbing, inlets, and manholes exist. Many of these systems were constructed with corrugated metal pipe, which has a life span of 30 - 50 years.

From 2018 to 2021, over 9,600 linear feet of storm drain pipes were rehabilitated.

	FY 24	FY 25	FY 26	FY 27	FY 28	FY 29	Prior Allocation	Balance to Complete	Total Project Cost
Land Acquisition									0
Engineering/Design									0
Site Work									0
Construction	266,000	279,000	293,000	308,000	323,000	340,000			1,809,000
Equipment/Furnishings									0
Other									0
EXPENDITURES									

TOTAL	266,000	279,000	293,000	308,000	323,000	340,000	0	0	1,809,000
--------------	----------------	----------------	----------------	----------------	----------------	----------------	----------	----------	------------------

SOURCES OF FUNDING									
Transfer from General Fund									0
Reallocated GF Transfer									0
Bonds	266,000	279,000	293,000	308,000	323,000	340,000			1,809,000
Reallocated Bonds									0

PROJECTED OPERATING IMPACTS									
	0	0	0	0	0	0			0

Storm Drain Video Inspection

Ryan Nowicki, Management and Budget Analyst (410) 386-2082

8769

This project provides ongoing funding to gather video inspection data of existing storm drain pipes. Inspection data is also collected for roads repaired through the Pavement Management program. Video inspections determine if repairs or replacements are needed, and funding is provided for infrastructure rehabilitation in Storm Drain Rehabilitation.

	FY 24	FY 25	FY 26	FY 27	FY 28	FY 29	Prior Allocation	Balance to Complete	Total Project Cost
Land Acquisition									0
Engineering/Design	161,000	169,000	177,000	186,000	195,000	205,000			1,093,000
Site Work									0
Construction									0
Equipment/Furnishings									0
Other									0
EXPENDITURES									

TOTAL	161,000	169,000	177,000	186,000	195,000	205,000	0	0	1,093,000
--------------	----------------	----------------	----------------	----------------	----------------	----------------	----------	----------	------------------

SOURCES OF FUNDING									
Transfer from General Fund	161,000	169,000	177,000	186,000	195,000	205,000			1,093,000
Reallocated GF Transfer									0
Local Income Tax									0
Reallocated Local Income Tax									0

PROJECTED OPERATING IMPACTS									
	0	0	0	0	0	0			

BRIDGES

COMMUNITY INVESTMENT PLAN FOR FISCAL YEARS 2024 TO 2029

	FY 24	FY 25	FY 26	FY 27	FY 28	FY 29	Prior Allocation	Balance To Complete	Total Project Cost
BRIDGES									
Bridge Inspection and Inventory	\$33,000	\$34,000	\$35,000	\$36,000	\$37,000	\$38,000	\$0	\$0	\$213,000
Bridge Maintenance and Structural Repair	85,000	89,000	94,000	99,000	104,000	110,000	0	0	581,000
Brown Road over Roaring Run	530,000	0	0	2,112,000	0	0	0	0	2,642,000
Cleaning and Painting of Bridge Structural Steel	258,000	271,000	284,000	298,000	313,000	329,000	0	0	1,753,000
Gaither Road over South Branch Patapsco	0	464,000	0	0	2,420,000	0	0	0	2,884,000
Hawks Hill Road over Little Pipe Creek Tributary	19,000	0	847,000	0	0	0	283,000	0	1,149,000
Hughes Shop Road over Bear Branch Road	0	703,000	0	0	0	0	1,698,000	0	2,401,000
McKinstry's Mill Road over Little Pipe Creek	0	0	480,000	0	2,091,000	0	0	0	2,571,000
McKinstry's Mill Road over Sams Creek	0	511,000	0	0	0	0	1,154,000	0	1,665,000
McKinstry's Mill Road over Tributary to Little Pipe Creek	0	0	301,000	0	0	971,000	0	0	1,272,000
Old Kays Mill Road over Beaver Run	0	0	0	570,000	0	2,233,000	0	0	2,803,000
Patapsco Road over E. Branch Patapsco	0	1,596,000	0	0	0	0	603,000	0	2,199,000
Stem Road over Wolf Pit Branch	288,000	0	956,000	0	0	0	0	0	1,244,000
Stone Chapel Road over Little Pipe Creek	0	712,000	0	0	0	0	922,000	0	1,634,000
Upper Beckleysville Road over Murphy Run	1,096,000	0	0	0	0	0	580,000	0	1,676,000
BRIDGES TOTAL	\$2,309,000	\$4,380,000	\$2,997,000	\$3,115,000	\$4,965,000	\$3,681,000	\$5,240,000	\$0	\$26,687,000
SOURCES OF FUNDING:									
Transfer from General Fund	\$170,000	\$177,000	\$186,000	\$198,000	\$204,000	\$214,000	\$0	\$0	\$1,149,000
Property Tax	0	0	0	0	0	0	36,400	0	36,400
Bonds	715,000	1,037,600	2,200,000	695,100	1,241,600	1,581,900	984,400	0	8,455,600
Reallocated Bonds	0	0	0	0	0	0	264,600	0	264,600
Federal Highway/Bridge	1,424,000	3,165,400	611,000	2,221,900	3,519,400	1,885,100	3,954,600	0	16,781,400
BRIDGES TOTAL	\$2,309,000	\$4,380,000	\$2,997,000	\$3,115,000	\$4,965,000	\$3,681,000	\$5,240,000	\$0	\$26,687,000

Bridge Inspection and Inventory

Ryan Nowicki, Management and Budget Analyst (410) 386-2082

9684

This project provides ongoing funding for the inspection of 20 minor structures that do not qualify for use of Federal funds. Small structures are inspected every four years in the same manner as the 136 major County-maintained structures. This project includes hands-on field inspections of all 20 structures, as well as completion and submission of inspection reports, which summarize findings. Report recommendations are used to evaluate repairs and structure replacements.

	FY 24	FY 25	FY 26	FY 27	FY 28	FY 29	Prior Allocation	Balance to Complete	Total Project Cost
Land Acquisition									0
Engineering/Design	33,000	34,000	35,000	36,000	37,000	38,000			213,000
Site Work									0
Construction									0
Equipment/Furnishings									0
Other									0
EXPENDITURES									

TOTAL	33,000	34,000	35,000	36,000	37,000	38,000	0	0	213,000
--------------	---------------	---------------	---------------	---------------	---------------	---------------	----------	----------	----------------

SOURCES OF FUNDING									
Transfer from General Fund	33,000	34,000	35,000	36,000	37,000	38,000			213,000
Reallocated GF Transfer									0
Bonds									0
Reallocated Bonds									0

PROJECTED OPERATING IMPACTS									
	0	0	0	0	0	0			

Bridge Maintenance and Structural Repair

Ryan Nowicki, Management and Budget Analyst (410) 386-2082

9882

This project provides ongoing funding for preventative maintenance and small repairs to County-maintained bridges, including: deck joint replacements, structural steel repairs, concrete patching, stream channel stabilization, traffic barrier replacement, and approach roadway repairs. Several projects have been identified for the work types and are listed below.

Listed below are potential sites for a replacement bridge seal project:

CL 208 Baptist over Alloway Creek	CL 211 Bowers over Alloway Creek	CL 364 Adams Mill over Little Pipe Creek
CL 234 Hapes Mill over Big Pipe Creek	CL 262 Mayberry over Bear Branch	CL 353 Patapsco over W. Branch Patapsco River
CL 266 Flickinger over Big Pipe Creek	CL 271 Arters Mill over Big Pipe Creek	CL 311 Morgan over S. Branch Patapsco River
CL 272 Halter over Big Pipe Creek		

Listed below are potential sites for a concrete patching project:

CL 217 Stone over Silver Run	CL 332 Marriottsville over S. Branch Patapsco River
CL 311 Morgan over S. Branch Patapsco River	CL 373 Coon Club over E. Branch Patapsco River
CL 353 Patapsco over W. Branch Patapsco River	

	FY 24	FY 25	FY 26	FY 27	FY 28	FY 29	Prior Allocation	Balance to Complete	Total Project Cost
Land Acquisition									0
Engineering/Design									0
Site Work									0
Construction	85,000	89,000	94,000	99,000	104,000	110,000			581,000
Equipment/Furnishings									0
Other									0
EXPENDITURES									

TOTAL	85,000	89,000	94,000	99,000	104,000	110,000	0	0	581,000
--------------	---------------	---------------	---------------	---------------	----------------	----------------	----------	----------	----------------

SOURCES OF FUNDING									
Transfer from General Fund	85,000	89,000	94,000	99,000	104,000	110,000			581,000
Reallocated GF Transfer									0
Bonds									0
Reallocated Bonds									0

PROJECTED OPERATING IMPACTS									
	0	0	0	0	0	0			0

Brown Road over Roaring Run

Commissioner District: 2

Ryan Nowicki, Management and Budget Analyst (410) 386-2082

Proj #

Functional Classification: Rural Local
 Average Daily Traffic: 395
 Bridge Number: CL 346



This project provides funding to replace the three cell corrugated steel pipe culverts, located in the central eastern area of Carroll County, with a new structure. The type of replacement structure will be determined based on an alternatives analysis.

This project qualifies for Federal aid, which covers 80 percent of the engineering, inspection, and construction costs.

	FY 24	FY 25	FY 26	FY 27	FY 28	FY 29	Prior Allocation	Balance to Complete	Total Project Cost
Land Acquisition									0
Engineering/Design	530,000								530,000
Site Work				175,000					175,000
Construction				1,750,000					1,750,000
Equipment/Furnishings									0
Other				187,000					187,000
EXPENDITURES									

TOTAL	530,000	0	0	2,112,000	0	0	0	0	2,642,000
--------------	----------------	----------	----------	------------------	----------	----------	----------	----------	------------------

SOURCES OF FUNDING									
Transfer from General Fund									0
Reallocated GF Transfer									0
Bonds	106,000			581,100					687,100
Federal Highway/Bridge	424,000			1,530,900					1,954,900

PROJECTED OPERATING IMPACTS									
	0	0	0	0	0	0			0

Cleaning and Painting of Bridge Structural Steel

Ryan Nowicki, Management and Budget Analyst (410) 386-2082

9686

This project provides ongoing funding for cleaning and painting of bridge structural steel. Cleaning and painting slows deterioration and extends the useful life of steel structures. Funding is accumulated over several years to allow for completion of a larger project.

Listed below are potential sites for the next project:

- CL 207 Baptist Road over Alloway Creek
- CL 208 Baptist Road over Alloway Creek
- CL 211 Bowers Road over Alloway Creek
- CL 262 Mayberry Road over Bear Branch
- CL 272 Halter Road over Big Pipe Creek
- CL 364 Adams Mill Road over Little Pipe Creek

	FY 24	FY 25	FY 26	FY 27	FY 28	FY 29	Prior Allocation	Balance to Complete	Total Project Cost
Land Acquisition									0
Engineering/Design	22,000	23,000	24,000	25,000	26,000	27,000			147,000
Site Work									0
Construction	236,000	248,000	260,000	273,000	287,000	302,000			1,606,000
Equipment/Furnishings									0
Other									0
EXPENDITURES									

TOTAL	258,000	271,000	284,000	298,000	313,000	329,000	0	0	1,753,000
--------------	----------------	----------------	----------------	----------------	----------------	----------------	----------	----------	------------------

SOURCES OF FUNDING									
Transfer from General Fund	52,000	54,000	57,000	63,000	63,000	66,000			355,000
Reallocated GF Transfer									0
Local Income Tax									0
Federal Highway/Bridge	206,000	217,000	227,000	235,000	250,000	263,000			1,398,000

PROJECTED OPERATING IMPACTS									
	0	0	0	0	0	0			0

Gaither Road over South Branch Patapsco

Commissioner Districts: 4 and 5

Ryan Nowicki, Management and Budget Analyst (410) 386-2082

8722

Functional Classification: Minor Collector

Average Daily Traffic: 1,190

Bridge Number: CL 313



This project provides planned funding to replace the steel truss bridge, located in southern Carroll County on the Howard County border, with a new structure. The type of replacement structure will be determined based on an alternatives analysis.

This project qualifies for Federal aid, which covers 80 percent of the engineering, inspection, and construction costs.

	FY 24	FY 25	FY 26	FY 27	FY 28	FY 29	Prior Allocation	Balance to Complete	Total Project Cost
Land Acquisition					5,000				5,000
Engineering/Design		464,000							464,000
Site Work					200,000				200,000
Construction					1,995,000				1,995,000
Equipment/Furnishings									0
Other					220,000				220,000
EXPENDITURES									

TOTAL	0	464,000	0	0	2,420,000	0	0	0	2,884,000
--------------	----------	----------------	----------	----------	------------------	----------	----------	----------	------------------

SOURCES OF FUNDING									
Transfer from General Fund									0
Bonds		92,800			666,000				758,800
Reallocated Bonds									0
Federal Highway/Bridge		371,200			1,754,000				2,125,200

PROJECTED OPERATING IMPACTS									
	0	0	0	0	0	0			

Hawks Hill Road over Little Pipe Creek Tributary

Commissioner District: 4

Ryan Nowicki, Management and Budget Analyst (410) 386-2082

8891

Functional Classification: Rural Local
 Average Daily Traffic: 253
 Bridge Number: CL 242



This project provides funding to replace the small bridge, located in western Carroll County near the Town of New Windsor. The existing structure is concrete encased steel beams on stone masonry abutments. The type of replacement structure will be determined based on an alternatives analysis. The structure width and waterway opening will be evaluated as part of the analysis.

This project does not qualify for Federal aid due to the overall length of the structure.

	FY 24	FY 25	FY 26	FY 27	FY 28	FY 29	Prior Allocation	Balance to Complete	Total Project Cost
Land Acquisition							5,000		5,000
Engineering/Design	19,000						278,000		297,000
Site Work			70,000						70,000
Construction			700,000						700,000
Equipment/Furnishings									0
Other			77,000						77,000
EXPENDITURES									
TOTAL	19,000	0	847,000	0	0	0	283,000	0	1,149,000
SOURCES OF FUNDING									
Transfer from General Fund									0
Bonds	19,000		847,000				255,000		1,121,000
Reallocated Bonds							28,000		28,000
Federal Highway/Bridge									0
PROJECTED OPERATING IMPACTS	0	0	0	0	0	0			

Hughes Shop Road over Bear Branch Road

Commissioner District: 3

Ryan Nowicki, Management and Budget Analyst (410) 386-2082

8332

Functional Classification: Minor Collector
 Average Daily Traffic: 3,000
 Bridge Number: CL 264



This project provides funding to replace the existing bridge, located near Pleasant Valley, with a new structure. The type of replacement structure will be determined based on an alternatives analysis.

This project qualifies for Federal aid, which covers 80 percent of the engineering, inspection, and construction costs.

	FY 24	FY 25	FY 26	FY 27	FY 28	FY 29	Prior Allocation	Balance to Complete	Total Project Cost
Land Acquisition									0
Engineering/Design		263,000					287,000		550,000
Site Work		50,000					103,000		153,000
Construction		335,000					1,194,000		1,529,000
Equipment/Furnishings									0
Other		55,000					114,000		169,000
EXPENDITURES									

TOTAL	0	703,000	0	0	0	0	1,698,000	0	2,401,000
--------------	----------	----------------	----------	----------	----------	----------	------------------	----------	------------------

SOURCES OF FUNDING									
Transfer from General Fund									0
Property Tax							36,400		36,400
Bonds		186,100					303,200		489,300
Federal Highway/Bridge		516,900					1,358,400		1,875,300

PROJECTED OPERATING IMPACTS									
	0	0	0	0	0	0			

McKinstry's Mill Road over Little Pipe Creek

Commissioner District: 4

Ryan Nowicki, Management and Budget Analyst (410) 386-2082

Proj #

Functional Classification: Rural Local
 Average Daily Traffic: 338
 Bridge Number: CL 236



This project provides planned funding to replace the bridge, located in western Carroll County, east of the Town of Union Bridge, with a new structure. The type of replacement structure will be determined based on an alternatives analysis. The structure width and waterway opening will be evaluated as part of the analysis.

This project qualifies for Federal aid, which covers 80 percent of the engineering, inspection, and construction costs.

	FY 24	FY 25	FY 26	FY 27	FY 28	FY 29	Prior Allocation	Balance to Complete	Total Project Cost
Land Acquisition									0
Engineering/Design			480,000						480,000
Site Work					173,000				173,000
Construction					1,728,000				1,728,000
Equipment/Furnishings									0
Other					190,000				190,000
EXPENDITURES									

TOTAL	0	0	480,000	0	2,091,000	0	0	0	2,571,000
--------------	----------	----------	----------------	----------	------------------	----------	----------	----------	------------------

SOURCES OF FUNDING									
Transfer from General Fund									0
Bonds			96,000		575,600				671,600
Reallocated Bonds									0
Federal Highway/Bridge			384,000		1,515,400				1,899,400

PROJECTED OPERATING IMPACTS									
	0	0	0	0	0	0			

McKinstry's Mill Road over Sams Creek

Commissioner District: 4

Ryan Nowicki, Management and Budget Analyst (410) 386-2082

8323

Functional Classification: Rural Local
 Average Daily Traffic: 395
 Bridge Number: CL 243



This project provides funding to replace the bridge, located west of New Windsor on the Carroll/Frederick county line, with a new structure. The type of replacement structure will be determined based on an alternatives analysis.

This project qualifies for Federal aid, which covers 80 percent of the engineering, inspection, and construction costs.

	FY 24	FY 25	FY 26	FY 27	FY 28	FY 29	Prior Allocation	Balance to Complete	Total Project Cost
Land Acquisition							7,000		7,000
Engineering/Design		270,000					280,000		550,000
Site Work		29,000					63,000		92,000
Construction		181,000					734,000		915,000
Equipment/Furnishings									0
Other		31,000					70,000		101,000
EXPENDITURES									

TOTAL	0	511,000	0	0	0	0	1,154,000	0	1,665,000
--------------	----------	----------------	----------	----------	----------	----------	------------------	----------	------------------

SOURCES OF FUNDING									
Transfer from General Fund									0
Bonds		128,500					230,800		359,300
Reallocated Bonds									0
Federal Highway/Bridge		382,500					923,200		1,305,700

PROJECTED OPERATING IMPACTS									
	0	0	0	0	0	0			

McKinstry's Mill Road over Tributary to Little Pipe Creek

Commissioner District: 4

Ryan Nowicki, Management and Budget Analyst (410) 386-2082

Proj #

Functional Classification: Rural Local
 Average Daily Traffic: 375
 Bridge Number: CL 240X



This project provides planned funding to replace the small structure, located in western Carroll County near New Windsor and Union Bridge. The existing structure is a concrete slab on stone masonry abutments. The type of replacement structure will be determined based on an alternatives analysis. The structure width and waterway opening will be evaluated as part of the analysis.

This project does not qualify for Federal aid due to the overall length of the structure.

	FY 24	FY 25	FY 26	FY 27	FY 28	FY 29	Prior Allocation	Balance to Complete	Total Project Cost
Land Acquisition									0
Engineering/Design			301,000						301,000
Site Work						70,000			70,000
Construction						701,000			701,000
Equipment/Furnishings									0
Other						200,000			200,000
EXPENDITURES									
TOTAL	0	0	301,000	0	0	971,000	0	0	1,272,000
SOURCES OF FUNDING									
Transfer from General Fund									0
Bonds			301,000			971,000			1,272,000
Reallocated Bonds									0
Federal Highway/Bridge									0
PROJECTED OPERATING IMPACTS	0	0	0	0	0	0			

Old Kays Mill Road over Beaver Run

Commissioner District: 2

Ryan Nowicki, Management and Budget Analyst (410) 386-2082

Proj #

Functional Classification: Rural Local
 Average Daily Traffic: 209
 Bridge Number: CL 344



This project provides planned funding to replace the three cell structural plate pipe culverts, located in the Finksburg area, with a new structure. The type of replacement structure will be determined based on an alternatives analysis.

This project qualifies for Federal aid, which covers 80 percent of the engineering, inspection, and construction costs.

	FY 24	FY 25	FY 26	FY 27	FY 28	FY 29	Prior Allocation	Balance to Complete	Total Project Cost
Land Acquisition									0
Engineering/Design				570,000					570,000
Site Work						180,000			180,000
Construction						1,850,000			1,850,000
Equipment/Furnishings									0
Other						203,000			203,000
EXPENDITURES									

TOTAL	0	0	0	570,000	0	2,233,000	0	0	2,803,000
--------------	----------	----------	----------	----------------	----------	------------------	----------	----------	------------------

SOURCES OF FUNDING									
Transfer from General Fund									0
Bonds				114,000		610,900			724,900
Reallocated Bonds									0
Federal Highway/Bridge				456,000		1,622,100			2,078,100

PROJECTED OPERATING IMPACTS									
	0	0	0	0	0	0			0

Patapsco Road over E. Branch Patapsco

Commissioner District: 2


Ryan Nowicki, Management and Budget Analyst (410) 386-2082

8933

Functional Classification: Minor Collector

Average Daily Traffic: 147

Bridge Number: CL 351



This project provides planned funding to replace the structure, located in eastern Carroll County.

This project qualifies for Federal aid, which covers 80 percent of the engineering, inspection, and construction costs.

	FY 24	FY 25	FY 26	FY 27	FY 28	FY 29	Prior Allocation	Balance to Complete	Total Project Cost
Land Acquisition									0
Engineering/Design							603,000		603,000
Site Work		127,000							127,000
Construction		1,329,000							1,329,000
Equipment/Furnishings									0
Other		140,000							140,000
EXPENDITURES									
TOTAL	0	1,596,000	0	0	0	0	603,000	0	2,199,000
SOURCES OF FUNDING									
Transfer from General Fund									0
Bonds		434,800							434,800
Reallocated Bonds							120,600		120,600
Federal Highway/Bridge		1,161,200					482,400		1,643,600
PROJECTED OPERATING IMPACTS	0	0	0	0	0	0			

Stem Road over Wolf Pit Branch

Commissioner District: 4

Ryan Nowicki, Management and Budget Analyst (410) 386-2082

Proj #

Functional Classification: Rural Local
 Average Daily Traffic: 47
 Bridge Number: CL 235X



This project provides funding to replace the small bridge, located in western Carroll County near Union Bridge. The existing structure is steel beams on stone masonry abutments. The type of replacement structure will be determined based on an alternatives analysis. The structure width and waterway opening will be evaluated as part of the analysis.

This project does not qualify for Federal aid due to the overall length of the structure.

	FY 24	FY 25	FY 26	FY 27	FY 28	FY 29	Prior Allocation	Balance to Complete	Total Project Cost
Land Acquisition									0
Engineering/Design	288,000								288,000
Site Work			69,000						69,000
Construction			687,000						687,000
Equipment/Furnishings									0
Other			200,000						200,000
EXPENDITURES									

TOTAL	288,000	0	956,000	0	0	0	0	0	1,244,000
--------------	----------------	----------	----------------	----------	----------	----------	----------	----------	------------------

SOURCES OF FUNDING									
Transfer from General Fund									0
Reallocated GF Transfer									0
Bonds	288,000		956,000						1,244,000
Reallocated Bonds									0

PROJECTED OPERATING IMPACTS									
	0	0	0	0	0	0			

Stone Chapel Road over Little Pipe Creek

Commissioner District: 3

Ryan Nowicki, Management and Budget Analyst (410) 386-2082

8588

Functional Classification: Urban Minor Collector
 Average Daily Traffic: 4000 vpd
 Bridge Number: CL 363



This project provides funding to replace the existing bridge located outside of Westminster, near State Road MD 31. The type of replacement structure will be determined based on an alternatives analysis.

This project qualifies for Federal aid, which covers 80 percent of the engineering, inspection, and construction costs.

	FY 24	FY 25	FY 26	FY 27	FY 28	FY 29	Prior Allocation	Balance to Complete	Total Project Cost
Land Acquisition							7,000		7,000
Engineering/Design		20,000					530,000		550,000
Site Work		54,000					35,000		89,000
Construction		540,000					350,000		890,000
Equipment/Furnishings									0
Other		98,000							98,000
EXPENDITURES									
TOTAL	0	712,000	0	0	0	0	922,000	0	1,634,000
SOURCES OF FUNDING									
Transfer from General Fund									0
Bonds		195,400					195,400		390,800
Reallocated Bonds									0
Federal Highway/Bridge		516,600					726,600		1,243,200
PROJECTED OPERATING IMPACTS	0	0	0	0	0	0			

Upper Beckleysville Road over Murphy Run

Commissioner District: 2

Ryan Nowicki, Management and Budget Analyst (410) 386-2082

8934

Functional Classification: Urban Minor Collector
 Average Daily Traffic: 1600
 Bridge Number: CL 383



This project provides funding to replace the steel beam bridge, located in eastern Carroll County on the Baltimore County border, with a new structure. The type of replacement structure will be determined based on an alternatives analysis.

This project qualifies for Federal aid, which covers 80 percent of the engineering, inspection, and construction costs.

	FY 24	FY 25	FY 26	FY 27	FY 28	FY 29	Prior Allocation	Balance to Complete	Total Project Cost
Land Acquisition									0
Engineering/Design							580,000		580,000
Site Work	91,000								91,000
Construction	905,000								905,000
Equipment/Furnishings									0
Other	100,000								100,000
EXPENDITURES									

TOTAL	1,096,000	0	0	0	0	0	580,000	0	1,676,000
--------------	------------------	----------	----------	----------	----------	----------	----------------	----------	------------------

SOURCES OF FUNDING									
Transfer from General Fund									0
Bonds	302,000								302,000
Reallocated Bonds							116,000		116,000
Federal Highway/Bridge	794,000						464,000		1,258,000

PROJECTED OPERATING IMPACTS									
	0	0	0	0	0	0			

RECREATION AND CULTURE

Overview of Recreation and Culture CIP

The Recreation and Parks portion of the FY 24 – 29 CIP provides facilities for passive (natural park areas) and active (ballfields) recreational opportunities. The primary sources of funding for recreation projects are Impact Fees and Program Open Space (POS) funding. Impact Fees are charged to developers of new homes in Carroll County to partially offset the cost of providing recreation facilities to serve those new homes. POS funding is provided as a portion of the State Real Estate Transfer Tax for the acquisition and development of park facilities. Projects include Recreation and Parks, and the Union Mills Homestead. These projects maintain County infrastructure and are funded primarily using Program Open Space dollars.

Funding is provided for the first phase of construction for property on Route 194 near Taneytown. A paving project is included for Piney Run Park and a new waterless restroom is planned at Hashawha Environmental Center. Funding is also included for new field lights at Cape Horn Park.

Other projects include four tot lot replacements, two replacement pavilions, Sports Complex dugout improvements and the addition of two outdoor basketball courts at Krimgold and Leister Parks. The development of a trail is planned, north of Taneytown.

Funding continues for Self-Help projects. These projects are cooperative ventures between local community groups and the County and enable the County's Recreation Councils to identify projects to enhance park facilities countywide.

For additional information on Recreation and Parks projects, please refer to the individual project pages.

COMMUNITY INVESTMENT PLAN FOR FISCAL YEARS 2024 TO 2029

	FY 24	FY 25	FY 26	FY 27	FY 28	FY 29	Prior Allocation	Balance To Complete	Total Project Cost
RECREATION AND CULTURE									
Cape Horn Park Field Lighting Phase II	\$300,000	\$0	\$0	\$0	\$0	\$0	\$0	\$0	\$300,000
Community Self-Help Projects	89,000	92,000	95,000	98,000	101,000	104,000	0	0	579,000
Gillis Falls Trail	(77,984)	0	0	0	0	0	220,000	0	142,016
Hashawha Waterless Restroom	0	0	0	0	246,000	0	0	0	246,000
Land Acquisition	342,000	348,000	355,000	362,000	370,000	378,000	0	0	2,155,000
Northwest Regional Park	0	830,000	0	0	0	0	305,000	0	1,135,000
Northwest Trail	0	600,000	1,032,000	0	0	0	0	0	1,632,000
Outdoor Basketball Court Additions	0	0	0	0	0	250,000	0	0	250,000
Park Restoration	238,000	249,000	261,000	274,000	288,000	302,000	0	0	1,612,000
Pavilion Replacements	0	0	290,000	0	0	0	0	0	290,000
Piney Run Paving	355,000	0	0	0	0	0	0	0	355,000
Sports Complex Dugout Improvements	0	0	0	385,000	0	0	0	0	385,000
Tot Lot Replacement	92,000	97,000	102,000	107,000	500,000	118,000	0	0	1,016,000
Town Fund	32,000	19,400	19,800	20,200	20,600	21,000	0	0	133,000
Unallocated Impact Fees	200,000	0	0	0	0	0	0	0	200,000
Union Mills Recreation Area	0	0	0	0	0	376,000	0	0	376,000
RECREATION AND CULTURE TOTAL	\$1,570,016	\$2,235,400	\$2,154,800	\$1,246,200	\$1,525,600	\$1,549,000	\$525,000	\$0	\$10,806,016
SOURCES OF FUNDING:									
Transfer from General Fund	\$418,700	\$385,100	\$430,000	\$441,400	\$459,600	\$476,400	\$325,000	\$0	\$2,936,200
Reallocated GF Transfer	122,016	0	0	0	0	0	0	0	122,016
Impact Fee - Parks	(85,000)	400,000	330,000	0	100,000	110,000	200,000	0	1,055,000
Reallocated Impact Fee - Parks	200,000	0	0	0	0	0	0	0	200,000
Program Open Space	914,300	1,450,300	1,394,800	804,800	966,000	962,600	0	0	6,492,800
RECREATION AND CULTURE TOTAL	\$1,570,016	\$2,235,400	\$2,154,800	\$1,246,200	\$1,525,600	\$1,549,000	\$525,000	\$0	\$10,806,016

Cape Horn Park Field Lighting Phase II

Commissioner District: 2

Ashleigh Smith, Senior Management and Budget Analyst (410) 386-2082

Proj #

This project provides funding to add lighting fixtures to one athletic field at Cape Horn Park, located on Cape Horn Road in Hampstead.

Project is contingent on State funding.

Operating impacts include electricity.

	FY 24	FY 25	FY 26	FY 27	FY 28	FY 29	Prior Allocation	Balance to Complete	Total Project Cost
Land Acquisition									0
Engineering/Design									0
Site Work									0
Construction	300,000								300,000
Equipment/Furnishings									0
Other									0
EXPENDITURES									
TOTAL	300,000	0	0	0	0	0	0	0	300,000
SOURCES OF FUNDING									
Transfer from General Fund	15,000								15,000
Impact Fee - Parks	115,000								115,000
Reallocated Impact Fee - Parks									0
Program Open Space	170,000								170,000
PROJECTED OPERATING IMPACTS	0	1,200	1,240	1,280	1,320	1,360			

Community Self-Help Projects

Ashleigh Smith, Senior Management and Budget Analyst (410) 386-2082

9735

This project provides ongoing funding for the Self-Help program in an effort to create community interest and involvement in recreational facilities throughout Carroll County. It enables communities to accomplish recreational projects approved by the Recreation and Parks Advisory Board and Board of County Commissioners. Individual projects may not exceed \$25,000 and can receive up to 75% funding from Community Self-Help, up to 85% if it includes volunteer labor. The remaining cost of the project is provided by the community.

	FY 24	FY 25	FY 26	FY 27	FY 28	FY 29	Prior Allocation	Balance to Complete	Total Project Cost
Land Acquisition									0
Engineering/Design									0
Site Work									0
Construction	89,000	92,000	95,000	98,000	101,000	104,000			579,000
Equipment/Furnishings									0
Other									0
EXPENDITURES									

TOTAL	89,000	92,000	95,000	98,000	101,000	104,000	0	0	579,000
--------------	---------------	---------------	---------------	---------------	----------------	----------------	----------	----------	----------------

SOURCES OF FUNDING									
Transfer from General Fund	89,000	92,000	95,000	98,000	101,000	104,000			579,000
Impact Fee - Parks									0
Reallocated Impact Fee - Parks									0
Program Open Space									0

PROJECTED OPERATING IMPACTS									
	0	0	0	0	0	0			0

Gillis Falls Trail

Commissioner District: 4

Ashleigh Smith, Senior Management and Budget Analyst (410) 386-2082

8847

This project, originally appropriated in FY 21, provided funding to establish a 5,700 linear foot compacted-stone walking trail connecting Salt Box Park to Flag Marsh Road near the Carroll County Equestrian Center, located northeast of Mt. Airy. Due to unforeseen complications, the project is unable to move forward. In FY 24, General Fund dollars are included to cover the final expenses. The remaining funding is being reappropriated to the Recreation and Parks Unallocated Impact Fees Project.

	FY 24	FY 25	FY 26	FY 27	FY 28	FY 29	Prior Allocation	Balance to Complete	Total Project Cost
Land Acquisition									0
Engineering/Design	(77,984)						220,000		142,016
Site Work									0
Construction									0
Equipment/Furnishings									0
Other									0
EXPENDITURES									
TOTAL	(77,984)	0	0	0	0	0	220,000	0	142,016
SOURCES OF FUNDING									
Transfer from General Fund							20,000		20,000
Reallocated GF Transfer	122,016								122,016
Impact Fee - Parks	(200,000)						200,000		0
Program Open Space									0
PROJECTED OPERATING IMPACTS	0	0	0	0	0	0			

Hashawha Waterless Restroom

Commissioner Districts: 1 and 3

Ashleigh Smith, Senior Management and Budget Analyst (410) 386-2082

Proj #

This project provides planned funding to install a new waterless restroom at Hashawha Environmental Center, located on Route 97, north of Westminster.

Project is contingent on State funding.

Operating impacts include maintenance.

	FY 24	FY 25	FY 26	FY 27	FY 28	FY 29	Prior Allocation	Balance to Complete	Total Project Cost
Land Acquisition									0
Engineering/Design					46,000				46,000
Site Work									0
Construction					183,000				183,000
Equipment/Furnishings									0
Other					17,000				17,000
EXPENDITURES									
TOTAL	0	0	0	0	246,000	0	0	0	246,000
SOURCES OF FUNDING									
Transfer from General Fund									0
Impact Fee - Parks					100,000				100,000
Reallocated Impact Fee - Parks									0
Program Open Space					146,000				146,000
PROJECTED OPERATING IMPACTS	0	0	0	0	0	750			

Land Acquisition

Ashleigh Smith, Senior Management and Budget Analyst (410) 386-2082

8233

This project provides ongoing funding for the required 25% Program Open Space allocation for land acquisition projects. Projects must be consistent with the goals of the local Land Preservation Parks and Recreation Plan (LPPRP) and Program Open Space Annual Program. Funding is included in this project for future acquisitions and has not been allocated to specific projects.

	FY 24	FY 25	FY 26	FY 27	FY 28	FY 29	Prior Allocation	Balance to Complete	Total Project Cost
Land Acquisition	342,000	348,000	355,000	362,000	370,000	378,000			2,155,000
Engineering/Design									0
Site Work									0
Construction									0
Equipment/Furnishings									0
Other									0
EXPENDITURES									

TOTAL	342,000	348,000	355,000	362,000	370,000	378,000	0	0	2,155,000
--------------	----------------	----------------	----------------	----------------	----------------	----------------	----------	----------	------------------

SOURCES OF FUNDING									
Transfer from General Fund									0
Impact Fee - Parks									0
Reallocated Impact Fee - Parks									0
Program Open Space	342,000	348,000	355,000	362,000	370,000	378,000			2,155,000

PROJECTED OPERATING IMPACTS									
	0	0	0	0	0	0			

Northwest Regional Park

Commissioner District: 1

Ashleigh Smith, Senior Management and Budget Analyst (410) 386-2082

8935

This project provides planned funding to begin the first phase of construction for a 145-acre site, located off of Route 194, north of Taneytown. Additional phases of construction will be included outside of the plan.

Project is contingent on State funding.

Operating impacts will be determined as the project develops.

	FY 24	FY 25	FY 26	FY 27	FY 28	FY 29	Prior Allocation	Balance to Complete	Total Project Cost
Land Acquisition									0
Engineering/Design		120,000					305,000		425,000
Site Work									0
Construction		670,000							670,000
Equipment/Furnishings									0
Other		40,000							40,000
EXPENDITURES									
TOTAL	0	830,000	0	0	0	0	305,000	0	1,135,000
SOURCES OF FUNDING									
Transfer from General Fund							305,000		305,000
Impact Fee - Parks		250,000							250,000
Reallocated Impact Fee - Parks									0
Program Open Space		580,000							580,000
PROJECTED OPERATING IMPACTS	0	0	0	0	0	0			

Northwest Trail

Commissioner District: 1

Ashleigh Smith, Senior Management and Budget Analyst (410) 386-2082

Proj #

This project provides planned funding for the design and construction of a five-mile trail from Taneytown to the Pennsylvania state line.

Project is contingent on State funding.

Operating impacts include maintenance.

	FY 24	FY 25	FY 26	FY 27	FY 28	FY 29	Prior Allocation	Balance to Complete	Total Project Cost
Land Acquisition									0
Engineering/Design		174,000							174,000
Site Work									0
Construction		426,000	954,000						1,380,000
Equipment/Furnishings									0
Other			78,000						78,000
EXPENDITURES									
TOTAL	0	600,000	1,032,000	0	0	0	0	0	1,632,000
SOURCES OF FUNDING									
Transfer from General Fund		15,000	15,000						30,000
Impact Fee - Parks		150,000	330,000						480,000
Reallocated Impact Fee - Parks									0
Program Open Space		435,000	687,000						1,122,000
PROJECTED OPERATING IMPACTS	0	0	0	16,880	17,720	18,610			

Outdoor Basketball Court Additions

Commissioner Districts: 2 and 4

Ashleigh Smith, Senior Management and Budget Analyst (410) 386-2082

Proj #

This project provides planned funding to install basketball courts at Krimgold and Leister Parks.

Project is contingent on State funding.

	FY 24	FY 25	FY 26	FY 27	FY 28	FY 29	Prior Allocation	Balance to Complete	Total Project Cost
Land Acquisition									0
Engineering/Design									0
Site Work									0
Construction						250,000			250,000
Equipment/Furnishings									0
Other									0
EXPENDITURES									
TOTAL	0	0	0	0	0	250,000	0	0	250,000
SOURCES OF FUNDING									
Transfer from General Fund									0
Impact Fee - Parks						110,000			110,000
Reallocated Impact Fee - Parks									0
Program Open Space						140,000			140,000
PROJECTED OPERATING IMPACTS	0	0	0	0	0	0			

Park Restoration

Ashleigh Smith, Senior Management and Budget Analyst (410) 386-2082

8232

This project provides ongoing funding for maintenance and renovation projects at County park sites. Listed below are planned projects:

- Salt Box Pavilion
- Bennett Cerf Park Stream Repairs
- Piney Run Tennis Court Replacement

	FY 24	FY 25	FY 26	FY 27	FY 28	FY 29	Prior Allocation	Balance to Complete	Total Project Cost
Land Acquisition									0
Engineering/Design									0
Site Work									0
Construction	238,000	249,000	261,000	274,000	288,000	302,000			1,612,000
Equipment/Furnishings									0
Other									0
EXPENDITURES									

TOTAL	238,000	249,000	261,000	274,000	288,000	302,000	0	0	1,612,000
--------------	----------------	----------------	----------------	----------------	----------------	----------------	----------	----------	------------------

SOURCES OF FUNDING									
Transfer from General Fund	238,000	249,000	261,000	274,000	288,000	302,000			1,612,000
Impact Fee - Parks									0
Reallocated Impact Fee - Parks									0
Program Open Space									0

PROJECTED OPERATING IMPACTS									
	0	0	0	0	0	0			

Pavilion Replacements

Commissioner Districts: 4 and 5

Ashleigh Smith, Senior Management and Budget Analyst (410) 386-2082

Proj #

This project provides planned funding for three replacement pavilions at Freedom Park and Piney Run Park.

Project is contingent on state funding.

	FY 24	FY 25	FY 26	FY 27	FY 28	FY 29	Prior Allocation	Balance to Complete	Total Project Cost
Land Acquisition									0
Engineering/Design									0
Site Work									0
Construction			290,000						290,000
Equipment/Furnishings									0
Other									0
EXPENDITURES									
TOTAL	0	0	290,000	0	0	0	0	0	290,000
SOURCES OF FUNDING									
Transfer from General Fund			29,000						29,000
Impact Fee - Parks									0
Reallocated Impact Fee - Parks									0
Program Open Space			261,000						261,000
PROJECTED OPERATING IMPACTS	0	0	0	0	0	0			

Piney Run Paving

Commissioner District: 4

Ashleigh Smith, Senior Management and Budget Analyst (410) 386-2082

Proj #

This project provides funding for 64,000 square feet of paving at the park entrance and north parking lot at Piney Run Park, located on Martz Road in Sykesville.

Project is contingent on State funding.

	FY 24	FY 25	FY 26	FY 27	FY 28	FY 29	Prior Allocation	Balance to Complete	Total Project Cost
Land Acquisition									0
Engineering/Design	20,000								20,000
Site Work									0
Construction	318,000								318,000
Equipment/Furnishings									0
Other	17,000								17,000
EXPENDITURES									
TOTAL	355,000	0	0	0	0	0	0	0	355,000
SOURCES OF FUNDING									
Transfer from General Fund	35,500								35,500
Impact Fee - Parks									0
Reallocated Impact Fee - Parks									0
Program Open Space	319,500								319,500
PROJECTED OPERATING IMPACTS	0	0	0	0	0	0			

Sports Complex Dugout Improvements

Commissioner Districts: 1 and 3

Ashleigh Smith, Senior Management and Budget Analyst (410) 386-2082

Proj #

This project provides planned funding to install new shade structures, concrete pads and replacement benches for five ballfield dugouts at Carroll County Sports Complex, located on Route 97, north of Westminster. The shade structures consist of removable sail cloth supported by steel posts and cabling.

Project is contingent on State funding.

	FY 24	FY 25	FY 26	FY 27	FY 28	FY 29	Prior Allocation	Balance to Complete	Total Project Cost
Land Acquisition									0
Engineering/Design				15,000					15,000
Site Work									0
Construction				351,000					351,000
Equipment/Furnishings									0
Other				19,000					19,000
EXPENDITURES									
TOTAL	0	0	0	385,000	0	0	0	0	385,000
SOURCES OF FUNDING									
Transfer from General Fund				38,500					38,500
Impact Fee - Parks									0
Reallocated Impact Fee - Parks									0
Program Open Space				346,500					346,500
PROJECTED OPERATING IMPACTS	0	0	0	0	0	0			

Tot Lot Replacement

Ashleigh Smith, Senior Management and Budget Analyst (410) 386-2082

9925

This project provides ongoing funding to replace tot lots. The cost includes installation of the tot lot structure, border, and safety surfacing. In FY 28, additional funding is included for Westminster Community Pond. Listed below are planned projects:

- Salt Box
- Double Pipe Creek
- Sports Complex
- Westminster Community Pond

Project is contingent on State funding.

	FY 24	FY 25	FY 26	FY 27	FY 28	FY 29	Prior Allocation	Balance to Complete	Total Project Cost
Land Acquisition									0
Engineering/Design									0
Site Work									0
Construction	92,000	97,000	102,000	107,000	500,000	118,000			1,016,000
Equipment/Furnishings									0
Other									0
EXPENDITURES									

TOTAL	92,000	97,000	102,000	107,000	500,000	118,000	0	0	1,016,000
--------------	---------------	---------------	----------------	----------------	----------------	----------------	----------	----------	------------------

SOURCES OF FUNDING									
Transfer from General Fund	9,200	9,700	10,200	10,700	50,000	11,800			101,600
Impact Fee - Parks									0
Reallocated Impact Fee - Parks									0
Program Open Space	82,800	87,300	91,800	96,300	450,000	106,200			914,400

PROJECTED OPERATING IMPACTS									
	0	0	0	0	0	0			0

Town Fund

Ashleigh Smith, Senior Management and Budget Analyst (410) 386-2082

9736

This project provides ongoing funding to the eight towns within the County as a five percent match to Program Open Space (POS) projects. Every year since the early 1970s, the State has made POS funds available to the towns for development of municipal parks. Up to 90% of the cost of the municipal projects may be reimbursed through POS funding. The County contribution shown below is to cover 5% of the approved municipal projects. The remaining 5%, as well as any cost overruns, are the responsibility of the towns.

	FY 24	FY 25	FY 26	FY 27	FY 28	FY 29	Prior Allocation	Balance to Complete	Total Project Cost
Land Acquisition									0
Engineering/Design									0
Site Work									0
Construction	32,000	19,400	19,800	20,200	20,600	21,000			133,000
Equipment/Furnishings									0
Other									0
EXPENDITURES									

TOTAL	32,000	19,400	19,800	20,200	20,600	21,000	0	0	133,000
--------------	---------------	---------------	---------------	---------------	---------------	---------------	----------	----------	----------------

SOURCES OF FUNDING									
Transfer from General Fund	32,000	19,400	19,800	20,200	20,600	21,000			133,000
Impact Fee - Parks									0
Reallocated Impact Fee - Parks									0
Program Open Space									0

PROJECTED OPERATING IMPACTS									
	0	0	0	0	0	0			

Unallocated Impact Fees

Ashleigh Smith, Senior Management and Budget Analyst (410) 386-2082

9009

This project provides a source of funding for Recreation and Park projects within the six-year capital plan. Funding in FY 24 is being transferred back to this project due to the closure of the Gillis Falls Trail project.

	FY 24	FY 25	FY 26	FY 27	FY 28	FY 29	Prior Allocation	Balance to Complete	Total Project Cost
Land Acquisition									0
Engineering/Design									0
Site Work									0
Construction									0
Equipment/Furnishings									0
Other	200,000								200,000
EXPENDITURES									

TOTAL	200,000	0	0	0	0	0	0	0	200,000
--------------	----------------	----------	----------	----------	----------	----------	----------	----------	----------------

SOURCES OF FUNDING									
Transfer from General Fund									0
Reallocated Impact Fee - Parks	200,000								200,000
Program Open Space									0
Reallocated Program Open Space									0

PROJECTED OPERATING IMPACTS	0	0	0	0	0	0			
------------------------------------	---	---	---	---	---	---	--	--	--

Union Mills Recreation Area

Commissioner Districts: 1 and 3

Ashleigh Smith, Senior Management and Budget Analyst (410) 386-2082

Proj #

This project provides planned funding to develop a Master Plan for over 1,000 acres of land surrounding and including Hashahawha Environmental Center, Sports Complex, and Bear Branch Nature Center, located on Route 97, north of Westminster.

Project is contingent on State funding.

	FY 24	FY 25	FY 26	FY 27	FY 28	FY 29	Prior Allocation	Balance to Complete	Total Project Cost
Land Acquisition									0
Engineering/Design						376,000			376,000
Site Work									0
Construction									0
Equipment/Furnishings									0
Other									0
EXPENDITURES									
TOTAL	0	0	0	0	0	376,000	0	0	376,000
SOURCES OF FUNDING									
Transfer from General Fund						37,600			37,600
Impact Fee - Parks									0
Reallocated Impact Fee - Parks									0
Program Open Space						338,400			338,400
PROJECTED OPERATING IMPACTS	0	0	0	0	0	0			

GENERAL GOVERNMENT

Overview of General Government CIP

The General Government portion of the Community Investment Plan (CIP) addresses capital projects that do not specifically fit in one of the other five categories: Recreation and Parks, Public Works, Public Schools, Conservation and Open Space, and Enterprise Funds. General Government projects are typically related to Public Safety, Carroll Community College, Carroll County Public Library, Sheriff's Office, Board of Elections, Technology Services, Senior Centers, and other County facilities.

Included is ongoing funding for technology improvements for County Government and Carroll County Public Library. Systemic improvements, replacements, and renovations for County facilities, including generators, roofs, HVAC components, and parking lots are included.

Ongoing funding is provided for the replacement of self-contained breathing apparatus for volunteer and career firefighters in Carroll County.

Carroll Community College projects include technology improvements and replacement of the distributed antenna system.

Funding is provided for Piney Run Dam Rehabilitation to bring the dam up to safety and performance standards required by the State. Funding is provided to outfit office and warehouse space for the Board of Elections.

Ongoing funding is provided for Public Safety emergency communication radios, as well as for regional water supply infrastructure to support firefighting operations. Funding is provided for a Circuit and Microwave Network Replacement project to replace part of existing radio communication infrastructure.

Other projects include construction of a headquarters for the Sheriff's Office, construction of a parking garage, and expansion and renovation projects at the Courthouses.

For additional information on General Government projects, please refer to the individual project pages.

COMMUNITY INVESTMENT PLAN FOR FISCAL YEARS 2024 TO 2029

	FY 24	FY 25	FY 26	FY 27	FY 28	FY 29	Prior Allocation	Balance To Complete	Total Project Cost
GENERAL GOVERNMENT									
Carroll Community College Distributed Antenna System	\$500,000	\$0	\$0	\$0	\$0	\$0	\$0	\$0	\$500,000
Carroll Community College Technology	350,000	0	0	0	350,000	350,000	2,450,000	0	3,500,000
County Building Systemic Renovations	1,001,000	1,081,000	1,135,000	1,192,000	1,252,000	1,314,000	0	0	6,975,000
County Technology	2,368,000	1,409,000	1,451,000	1,495,000	1,540,000	1,587,000	0	0	9,850,000
Courtroom #6 Expansion	2,300,000	0	0	0	0	0	0	0	2,300,000
Elections Lease Space Renovation	5,500,000	0	0	0	0	0	0	0	5,500,000
Fire and EMS - Self-Contained Breathing Apparatus Replacement	273,000	287,000	301,000	316,000	332,000	349,000	0	0	1,858,000
Fleet Lift Replacements	255,000	0	0	295,000	0	0	0	0	550,000
General Government Unallocated	8,010,000	0	0	0	0	0	0	0	8,010,000
Generator Replacement	168,000	176,400	185,300	188,000	198,000	207,000	0	0	1,122,700
Historic Courthouse Holding Area Renovation	110,000	0	0	0	0	0	0	0	110,000
Library Technology	100,000	100,000	100,000	100,000	100,000	150,000	0	0	650,000
Parking Garage	18,000,000	0	0	0	0	0	0	0	18,000,000
Parking Lot Overlays	436,000	311,000	326,000	342,000	359,000	377,000	0	0	2,151,000
Piney Run Dam Rehabilitation	1,690,000	0	0	0	0	0	133,000	0	1,823,000
Public Safety Emergency Communication Radios	900,000	680,800	701,000	722,000	758,100	780,900	0	0	4,542,800
Public Safety Radio Circuit and Microwave Network Replacement	2,800,000	0	0	0	0	0	1,200,000	0	4,000,000
Public Safety Regional Water Supply	0	250,000	0	262,500	0	276,000	0	0	788,500
Sheriff's Office - Headquarters	21,900,000	0	0	0	0	0	8,450,000	0	30,350,000
GENERAL GOVERNMENT TOTAL	\$66,661,000	\$4,295,200	\$4,199,300	\$4,912,500	\$4,889,100	\$5,390,900	\$12,233,000	\$0	\$102,581,000
SOURCES OF FUNDING:									
Transfer from General Fund	\$52,337,000	\$2,787,800	\$2,879,000	\$2,975,000	\$3,439,100	\$3,593,900	\$7,650,000	\$0	\$75,661,800
Bonds	13,036,426	1,507,400	1,320,300	1,937,500	1,450,000	1,797,000	1,583,000	0	22,631,626
Reallocated Bonds	287,574	0	0	0	0	0	0	0	287,574
State Miscellaneous Grants	1,000,000	0	0	0	0	0	3,000,000	0	4,000,000
GENERAL GOVERNMENT TOTAL	\$66,661,000	\$4,295,200	\$4,199,300	\$4,912,500	\$4,889,100	\$5,390,900	\$12,233,000	\$0	\$102,581,000

Carroll Community College Distributed Antenna System

Commissioner District: 3

Heidi K. Pepin, Management and Budget Project Coordinator (410) 386-2082

Proj #

This project provides funding for the replacement of the distributed antenna system (DAS) at Carroll Community College, located on Washington Road in Westminster. The DAS is a network of antennas which extends public cellular wireless network coverage and public safety signals.

	FY 24	FY 25	FY 26	FY 27	FY 28	FY 29	Prior Allocation	Balance to Complete	Total Project Cost
Land Acquisition									0
Engineering/Design									0
Site Work									0
Construction	500,000								500,000
Equipment/Furnishings									0
Other									0
EXPENDITURES									
TOTAL	500,000	0	0	0	0	0	0	0	500,000
SOURCES OF FUNDING									
Transfer from General Fund	500,000								500,000
Reallocated GF Transfer									0
Local Income Tax									0
Reallocated Local Income Tax									0
PROJECTED OPERATING IMPACTS	0	0	0	0	0	0			

Carroll Community College Technology

Commissioner District: 3

Heidi K. Pepin, Management and Budget Project Coordinator (410) 386-2082

9782

This project provides funding for the systematic replacement of laboratory computers and classroom technology used at Carroll Community College, located on Washington Road in Westminster. Funding in FY 24 is intended to match private funds raised by the Carroll Community College Foundation. Funding requested in FY 28 - 29 is also intended to match private funds raised by the Foundation.

	FY 24	FY 25	FY 26	FY 27	FY 28	FY 29	Prior Allocation	Balance to Complete	Total Project Cost
Land Acquisition									0
Engineering/Design									0
Site Work									0
Construction									0
Equipment/Furnishings	350,000				350,000	350,000	2,450,000		3,500,000
Other									0
EXPENDITURES									
TOTAL	350,000	0	0	0	350,000	350,000	2,450,000	0	3,500,000
SOURCES OF FUNDING									
Transfer from General Fund	350,000				350,000	350,000	2,450,000		3,500,000
Reallocated GF Transfer									0
Local Income Tax									0
Reallocated Local Income Tax									0
PROJECTED OPERATING IMPACTS	0	0	0	0	0	0			

County Building Systemic Renovations

Taylor Hockensmith, Management and Budget Project Coordinator (410) 386-2082

9954

This project provides ongoing funding for systemic replacements and improvements to County facilities including roofing, heating, ventilation, and air conditioning systems. Listed below are planned projects:

- County Office Building Elevator Replacement
- Detention Center AC Units Replacement
- Humane Society Roof
- Westminster Library Rectory Office Roof and Gutters
- County Office Building Roof
- Citizen Services Elevator Replacement
- Courthouse Sewer Pumps
- Farm Museum Sewer Pumps
- Courthouse Annex New Section Roof
- Safe Haven Roof
- Westminster Library Cooling Tower

	FY 24	FY 25	FY 26	FY 27	FY 28	FY 29	Prior Allocation	Balance to Complete	Total Project Cost
Land Acquisition									0
Engineering/Design									0
Site Work									0
Construction	1,001,000	1,081,000	1,135,000	1,192,000	1,252,000	1,314,000			6,975,000
Equipment/Furnishings									0
Other									0
EXPENDITURES									

TOTAL	1,001,000	1,081,000	1,135,000	1,192,000	1,252,000	1,314,000	0	0	6,975,000
--------------	------------------	------------------	------------------	------------------	------------------	------------------	----------	----------	------------------

SOURCES OF FUNDING									
Transfer from General Fund									0
Reallocated GF Transfer									0
Bonds	1,001,000	1,081,000	1,135,000	1,192,000	1,252,000	1,314,000			6,975,000
Reallocated Bonds									0

PROJECTED OPERATING IMPACTS									
	0	0	0	0	0	0			

County Technology

Ashleigh Smith, Senior Management and Budget Analyst (410) 386-2082

9648

This project provides ongoing funding for systematic replacement of County information and communication systems including computers, servers, printers, network infrastructure, and security cameras. The County replaces user equipment, peripherals, and core IT infrastructure on a cyclical basis. Listed below are planned projects:

- Routers and Switches Replacements
- Security Cameras and Door Controller Replacement
- Virtual Server and Back-Up System Upgrade/Replacement
- Wireless Equipment

	FY 24	FY 25	FY 26	FY 27	FY 28	FY 29	Prior Allocation	Balance to Complete	Total Project Cost
Land Acquisition									0
Engineering/Design									0
Site Work									0
Construction	2,368,000	1,409,000	1,451,000	1,495,000	1,540,000	1,587,000			9,850,000
Equipment/Furnishings									0
Other									0
EXPENDITURES									

TOTAL	2,368,000	1,409,000	1,451,000	1,495,000	1,540,000	1,587,000	0	0	9,850,000
--------------	------------------	------------------	------------------	------------------	------------------	------------------	----------	----------	------------------

SOURCES OF FUNDING									
Transfer from General Fund	2,368,000	1,409,000	1,451,000	1,495,000	1,540,000	1,587,000			9,850,000
Reallocated GF Transfer									0
Local Income Tax									0
Reallocated Local Income Tax									0

PROJECTED OPERATING IMPACTS									
	0	0	0	0	0	0			0

Courtroom #6 Expansion

Commissioner District: 3

Heidi K. Pepin, Management and Budget Project Coordinator (410) 386-2082

Proj #

This project provides funding to renovate and expand Courtroom #6 in the Courthouse Annex, located on North Court Street in Westminster.

	FY 24	FY 25	FY 26	FY 27	FY 28	FY 29	Prior Allocation	Balance to Complete	Total Project Cost
Land Acquisition									0
Engineering/Design									0
Site Work									0
Construction	2,300,000								2,300,000
Equipment/Furnishings									0
Other									0
EXPENDITURES									
TOTAL	2,300,000	0	0	0	0	0	0	0	2,300,000
SOURCES OF FUNDING									
Transfer from General Fund	2,300,000								2,300,000
Reallocated GF Transfer									0
Local Income Tax									0
Reallocated Local Income Tax									0
PROJECTED OPERATING IMPACTS	0	0	0	0	0	0			

Elections Lease Space Renovation

Commissioner District: 3

Ashleigh Smith, Senior Management and Budget Analyst (410) 386-2082

Proj #

This project provides funding to outfit 28,000 square feet of warehouse and office space, for the Board of Elections, located in Airpark Square off of Airport Drive in Westminster.

Operating impacts include utilities and maintenance of the space.

	FY 24	FY 25	FY 26	FY 27	FY 28	FY 29	Prior Allocation	Balance to Complete	Total Project Cost
Land Acquisition									0
Engineering/Design	687,000								687,000
Site Work									0
Construction	4,538,000								4,538,000
Equipment/Furnishings	275,000								275,000
Other									0
EXPENDITURES									
TOTAL	5,500,000	0	0	0	0	0	0	0	5,500,000
SOURCES OF FUNDING									
Transfer from General Fund	5,500,000								5,500,000
Reallocated GF Transfer									0
Local Income Tax									0
Bonds									0
PROJECTED OPERATING IMPACTS	0	150,000	154,500	159,140	163,910	168,830			

Fire and EMS - Self-Contained Breathing Apparatus Replacement

Taylor Hockensmith, Management and Budget Project Coordinator (410) 386-2082

Proj #

This project provides ongoing funding for replacement Self-Contained Breathing Apparatus (SCBA) for volunteer and career firefighters in Carroll County.

	FY 24	FY 25	FY 26	FY 27	FY 28	FY 29	Prior Allocation	Balance to Complete	Total Project Cost
Land Acquisition									0
Engineering/Design									0
Site Work									0
Construction									0
Equipment/Furnishings	273,000	287,000	301,000	316,000	332,000	349,000			1,858,000
Other									0
EXPENDITURES									

TOTAL	273,000	287,000	301,000	316,000	332,000	349,000	0	0	1,858,000
--------------	----------------	----------------	----------------	----------------	----------------	----------------	----------	----------	------------------

SOURCES OF FUNDING									
Transfer from General Fund	273,000	287,000	301,000	316,000	332,000	349,000			1,858,000
Reallocated GF Transfer									0
Local Income Tax									0
Reallocated Local Income Tax									0

PROJECTED OPERATING IMPACTS									
	0	0	0	0	0	0			

Fleet Lift Replacements

Commissioner District: 3

Ryan Nowicki, Management and Budget Analyst (410) 386-2082

9956

This project provides ongoing funding to continue the replacement of vehicle lifts at the Maintenance Center, located on Old Meadow Branch Road in Westminster. There are nine lifts total, five aboveground and four belowground. Planned for replacement are belowground lifts. Additional lifts are scheduled for replacement outside of the six-year plan.

	FY 24	FY 25	FY 26	FY 27	FY 28	FY 29	Prior Allocation	Balance to Complete	Total Project Cost
Land Acquisition									0
Engineering/Design									0
Site Work									0
Construction									0
Equipment/Furnishings	255,000			295,000					550,000
Other									0
EXPENDITURES									
TOTAL	255,000	0	0	295,000	0	0	0	0	550,000
SOURCES OF FUNDING									
Transfer from General Fund									0
Property Tax									0
Reallocated Property Tax									0
Bonds	255,000			295,000					550,000
PROJECTED OPERATING IMPACTS	0	0	0	0	0	0			

General Government Unallocated

Heidi K. Pepin, Management and Budget Project Coordinator (410) 386-2082

9957

This project provides a source of funding in the event a capital project needs funds to cover costs over budget, unanticipated expenses, or emergencies. The Unallocated project is similar in nature to the Reserve for Contingencies in the General Fund. Any transfers from this project must be approved by the Board of County Commissioners through a Capital Budget Resolution.

	FY 24	FY 25	FY 26	FY 27	FY 28	FY 29	Prior Allocation	Balance to Complete	Total Project Cost
Land Acquisition									0
Engineering/Design	1,900,000								1,900,000
Site Work									0
Construction	6,110,000								6,110,000
Equipment/Furnishings									0
Other									0
EXPENDITURES									
TOTAL	8,010,000	0	0	0	0	0	0	0	8,010,000
SOURCES OF FUNDING									
Transfer from General Fund	8,010,000								8,010,000
Reallocated GF Transfer									0
Bonds									0
Reallocated Bonds									0
PROJECTED OPERATING IMPACTS	0	0	0	0	0	0			

Generator Replacement

Taylor Hockensmith, Management and Budget Project Coordinator (410) 386-2082

8778

This project provides ongoing funding to replace aging generators at County facilities. Listed below are planned projects:

- Courthouse Annex
- Cherrytown Road Tower Site
- Louisville Road Tower Site
- Harvey Gummel Road Tower Site
- Taylorsville Tower Site
- County Office Building
- Mayberry Tower Site
- Springfield Tower Site
- CCC N Building
- Arcadia Tower
- Lineboro Tower

	FY 24	FY 25	FY 26	FY 27	FY 28	FY 29	Prior Allocation	Balance to Complete	Total Project Cost
Land Acquisition									0
Engineering/Design									0
Site Work									0
Construction	168,000	176,400	185,300	188,000	198,000	207,000			1,122,700
Equipment/Furnishings									0
Other									0
EXPENDITURES									

TOTAL	168,000	176,400	185,300	188,000	198,000	207,000	0	0	1,122,700
--------------	----------------	----------------	----------------	----------------	----------------	----------------	----------	----------	------------------

SOURCES OF FUNDING									
Transfer from General Fund									0
Reallocated GF Transfer									0
Bonds	168,000	176,400	185,300	188,000	198,000	207,000			1,122,700
Reallocated Bonds									0

PROJECTED OPERATING IMPACTS									
	0	0	0	0	0	0			

Historic Courthouse Holding Area Renovation

Commissioner District: 3

Heidi K. Pepin, Management and Budget Project Coordinator (410) 386-2082

Proj #

This project provides funding to renovate and expand the existing holding area in Courtroom #1 of the Historic Courthouse, located on Willis Street in Westminster.

Operating impacts include an additional camera license.

	FY 24	FY 25	FY 26	FY 27	FY 28	FY 29	Prior Allocation	Balance to Complete	Total Project Cost
Land Acquisition									0
Engineering/Design									0
Site Work									0
Construction	80,000								80,000
Equipment/Furnishings	25,000								25,000
Other	5,000								5,000
EXPENDITURES									
TOTAL	110,000	0	0	0	0	0	0	0	110,000
SOURCES OF FUNDING									
Transfer from General Fund	110,000								110,000
Reallocated GF Transfer									0
Bonds									0
Reallocated Bonds									0
PROJECTED OPERATING IMPACTS	300	309	318	328	338	348			

Library Technology

Ashleigh Smith, Senior Management and Budget Analyst (410) 386-2082

9822

This project provides ongoing funding for the systematic replacement of computer equipment, network devices, and printers at Carroll County Public Libraries.

	FY 24	FY 25	FY 26	FY 27	FY 28	FY 29	Prior Allocation	Balance to Complete	Total Project Cost
Land Acquisition									0
Engineering/Design									0
Site Work									0
Construction	100,000	100,000	100,000	100,000	100,000	150,000			650,000
Equipment/Furnishings									0
Other									0
EXPENDITURES									
TOTAL	100,000	100,000	100,000	100,000	100,000	150,000	0	0	650,000
SOURCES OF FUNDING									
Transfer from General Fund	100,000	100,000	100,000	100,000	100,000	150,000			650,000
Local Income Tax									0
Property Tax									0
Bonds									0
PROJECTED OPERATING IMPACTS	0	0	0	0	0	0			

Parking Garage

Commissioner District: 3

Heidi K. Pepin, Management and Budget Project Coordinator (410) 386-2082

Proj #

This project provides funding for a parking garage to be located near the County Office Building, Circuit and District Courts, Sheriff's Office, and Detention Center in Westminster.

	FY 24	FY 25	FY 26	FY 27	FY 28	FY 29	Prior Allocation	Balance to Complete	Total Project Cost
Land Acquisition									0
Engineering/Design	2,250,000								2,250,000
Site Work	500,000								500,000
Construction	14,000,000								14,000,000
Equipment/Furnishings	850,000								850,000
Other	400,000								400,000
EXPENDITURES									
TOTAL	18,000,000	0	0	0	0	0	0	0	18,000,000
SOURCES OF FUNDING									
Transfer from General Fund	9,000,000								9,000,000
Reallocated GF Transfer									0
Local Income Tax									0
Bonds	9,000,000								9,000,000
PROJECTED OPERATING IMPACTS	0	0	0	0	0	0			

Parking Lot Overlays

Taylor Hockensmith, Management and Budget Project Coordinator (410) 386-2082

9921

This project provides ongoing funding to overlay parking lots at County facilities. Listed below are planned projects:

- Union Mills
- North Street Front Lot
- Carroll County Workforce Development Building (formerly BEREC)
- Maintenance Center Back Lot
- Ascension Church
- Kessler Building
- Mt. Airy Library
- North Carroll Senior Center

Funding increases in FY 24 due to projected additional Highway User Revenue applied to the Pavement Management capital project, making General Fund dollars available for use on this project.

	FY 24	FY 25	FY 26	FY 27	FY 28	FY 29	Prior Allocation	Balance to Complete	Total Project Cost
Land Acquisition									0
Engineering/Design									0
Site Work									0
Construction	436,000	311,000	326,000	342,000	359,000	377,000			2,151,000
Equipment/Furnishings									0
Other									0
EXPENDITURES									

TOTAL	436,000	311,000	326,000	342,000	359,000	377,000	0	0	2,151,000
--------------	----------------	----------------	----------------	----------------	----------------	----------------	----------	----------	------------------

SOURCES OF FUNDING									
Transfer from General Fund	436,000	311,000	326,000	342,000	359,000	377,000			2,151,000
Reallocated GF Transfer									0
Bonds									0
Reallocated Bonds									0

PROJECTED OPERATING IMPACTS									
	0	0	0	0	0	0			

Piney Run Dam Rehabilitation

Commissioner District: 5

Lydia K. Rogers, Management and Budget Analyst (410) 386-2082

8940

This project provides funding to bring the Piney Run Dam up to the safety and performance standards required by the Maryland Department of the Environment Dam Safety Division.

	FY 24	FY 25	FY 26	FY 27	FY 28	FY 29	Prior Allocation	Balance to Complete	Total Project Cost
Land Acquisition									0
Engineering/Design							133,000		133,000
Site Work									0
Construction	1,690,000								1,690,000
Equipment/Furnishings									0
Other									0
EXPENDITURES									

TOTAL	1,690,000	0	0	0	0	0	133,000	0	1,823,000
--------------	------------------	----------	----------	----------	----------	----------	----------------	----------	------------------

SOURCES OF FUNDING									
Transfer from General Fund	1,690,000								1,690,000
Bonds							133,000		133,000
Reallocated Bonds									0
US Department of Agriculture									0

PROJECTED OPERATING IMPACTS									
	0	0	0	0	0	0			

Public Safety Emergency Communication Radios

Taylor Hockensmith, Management and Budget Project Coordinator (410) 386-2082

8819

This project provides ongoing funding for the systematic replacement of mobile and portable radios used by police, fire, ambulance, and other government agencies.

	FY 24	FY 25	FY 26	FY 27	FY 28	FY 29	Prior Allocation	Balance to Complete	Total Project Cost
Land Acquisition									0
Engineering/Design									0
Site Work									0
Construction									0
Equipment/Furnishings	900,000	680,800	701,000	722,000	758,100	780,900			4,542,800
Other									0
EXPENDITURES									
TOTAL	900,000	680,800	701,000	722,000	758,100	780,900	0	0	4,542,800
SOURCES OF FUNDING									
Transfer from General Fund	900,000	680,800	701,000	722,000	758,100	780,900			4,542,800
Reallocated GF Transfer									0
Local Income Tax									0
Reallocated Local Income Tax									0
PROJECTED OPERATING IMPACTS	0	0	0	0	0	0			

Public Safety Radio Circuit and Microwave Network Replacement

Taylor Hockensmith, Management and Budget Project Coordinator (410) 386-2082

8944

This two phased project provides funding for replacement components of the County's radio network. The first phase, in FY 23, provided funding for the required conversion of T1 circuits to Ethernet circuits in order to maintain updates for the County's 800 MHz radio system. The second phase, in FY 24, provides funding for replacement of the microwave network components of the County's wireless communication system.

	FY 24	FY 25	FY 26	FY 27	FY 28	FY 29	Prior Allocation	Balance to Complete	Total Project Cost
Land Acquisition									0
Engineering/Design									0
Site Work									0
Construction									0
Equipment/Furnishings	2,800,000						1,200,000		4,000,000
Other									0
EXPENDITURES									
TOTAL	2,800,000	0	0	0	0	0	1,200,000	0	4,000,000
SOURCES OF FUNDING									
Transfer from General Fund	2,800,000						1,200,000		4,000,000
Reallocated GF Transfer									0
Local Income Tax									0
Reallocated Local Income Tax									0
PROJECTED OPERATING IMPACTS	0	0	0	0	0	0			

Public Safety Regional Water Supply

Taylor Hockensmith, Management and Budget Project Coordinator (410) 386-2082

9022

This project provides ongoing funding for the installation of water tanks and dry hydrants throughout the County. Water tanks provide a 30,000 gallon source of water to support firefighting operations. Dry hydrants use sources, such as streams and ponds, to access water for use in firefighting activities in areas that are otherwise without a readily accessible supply of water.

	FY 24	FY 25	FY 26	FY 27	FY 28	FY 29	Prior Allocation	Balance to Complete	Total Project Cost
Land Acquisition									0
Engineering/Design									0
Site Work									0
Construction		250,000		262,500		276,000			788,500
Equipment/Furnishings									0
Other									0
EXPENDITURES									

TOTAL	0	250,000	0	262,500	0	276,000	0	0	788,500
--------------	----------	----------------	----------	----------------	----------	----------------	----------	----------	----------------

SOURCES OF FUNDING									
Transfer from General Fund									0
Reallocated GF Transfer									0
Bonds		250,000		262,500		276,000			788,500
Reallocated Bonds									0

PROJECTED OPERATING IMPACTS									
	0	0	0	0	0	0			

Sheriff's Office - Headquarters

Commissioner District: 3

Heidi K. Pepin, Management and Budget Project Coordinator (410) 386-2082

8943

This project provides funding for construction of a 42,500 square foot consolidated Sheriff's Office headquarters, located in Westminster.

Operating impacts, beginning in FY 26, include utilities, insurance, trash removal, janitorial services, etc.

	FY 24	FY 25	FY 26	FY 27	FY 28	FY 29	Prior Allocation	Balance to Complete	Total Project Cost
Land Acquisition									0
Engineering/Design							2,600,000		2,600,000
Site Work							5,850,000		5,850,000
Construction	21,900,000								21,900,000
Equipment/Furnishings									0
Other									0
EXPENDITURES									

TOTAL	21,900,000	0	0	0	0	0	8,450,000	0	30,350,000
--------------	-------------------	----------	----------	----------	----------	----------	------------------	----------	-------------------

SOURCES OF FUNDING									
Transfer from General Fund	18,000,000						4,000,000		22,000,000
Bonds	2,612,426						1,450,000		4,062,426
Reallocated Bonds	287,574								287,574
State Miscellaneous Grants	1,000,000						3,000,000		4,000,000

PROJECTED OPERATING IMPACTS									
	0	0	262,000	269,860	277,960	286,300			

ENTERPRISE FUNDS

Overview of Enterprise Funds CIP

Enterprise Funds are used to account for operations that are funded and operated in a manner similar to private businesses. Carroll County has six enterprise funds: Carroll County Regional Airport, Fiber Network, Hap Baker Firearms Facility, Septage, Solid Waste, and Utilities (Water and Sewer). There are no projects for the Firearms Facility or Septage.

Airport

Funding is included for grounds and maintenance equipment at the Carroll County Regional Airport.

Fiber Network

The Fiber Network CIP includes funding for Carroll County Public Network (CCPN) equipment replacement.

Solid Waste

Funding is included to replace the gas flare systems at the Northern Landfill and two closed landfills.

Utilities

The Bureau of Utilities operates Freedom Sewer, Freedom Water, Hampstead Sewer, and several small water and sewer systems. Projects can generally be divided into those intended to improve the existing system, such as rehabilitation projects to reduce inflow and infiltration, and those intended to provide for increased demand. Included is funding for rehabilitation and/or replacement of sewer and water lines, valves, tanks, and meters. Funding is included for the rehabilitation of two wastewater treatment plants and four pump station projects.

For additional information on these or other Enterprise Fund projects, please refer to the individual project pages.

COMMUNITY INVESTMENT PLAN FOR FISCAL YEARS 2024 TO 2029

	FY 24	FY 25	FY 26	FY 27	FY 28	FY 29	Prior Allocation	Balance To Complete	Total Project Cost
AIRPORT ENTERPRISE FUND									
Grounds and Maintenance Equipment	\$36,000	\$36,000	\$36,000	\$36,000	\$36,000	\$36,000	\$0	\$0	\$216,000
AIRPORT ENTERPRISE FUND TOTAL	\$36,000	\$36,000	\$36,000	\$36,000	\$36,000	\$36,000	\$0	\$0	\$216,000
SOURCES OF FUNDING:									
Transfer from General Fund	\$16,000	\$16,000	\$16,000	\$16,000	\$16,000	\$16,000	\$0	\$0	\$96,000
Federal Aviation Administration	20,000	20,000	20,000	20,000	20,000	20,000	0	0	120,000
AIRPORT ENTERPRISE FUND TOTAL	\$36,000	\$36,000	\$36,000	\$36,000	\$36,000	\$36,000	\$0	\$0	\$216,000

COMMUNITY INVESTMENT PLAN FOR FISCAL YEARS 2024 TO 2029

	FY 24	FY 25	FY 26	FY 27	FY 28	FY 29	Prior Allocation	Balance To Complete	Total Project Cost
FIBER NETWORK ENTERPRISE FUND									
CCPN Equipment Replacement	\$0	\$0	\$55,000	\$0	\$1,177,000	\$0	\$0	\$0	\$1,232,000
FIBER NETWORK ENTERPRISE FUND TOTAL	\$0	\$0	\$55,000	\$0	\$1,177,000	\$0	\$0	\$0	\$1,232,000
SOURCES OF FUNDING:									
Transfer from General Fund	\$0	\$0	\$55,000	\$0	\$1,177,000	\$0	\$0	\$0	\$1,232,000
FIBER NETWORK ENTERPRISE FUND TOTAL	\$0	\$0	\$55,000	\$0	\$1,177,000	\$0	\$0	\$0	\$1,232,000

COMMUNITY INVESTMENT PLAN FOR FISCAL YEARS 2024 TO 2029

	FY 24	FY 25	FY 26	FY 27	FY 28	FY 29	Prior Allocation	Balance To Complete	Total Project Cost
SOLID WASTE ENTERPRISE FUND									
Landfill Gas Flare System Replacements	\$1,000,000	\$0	\$0	\$0	\$0	\$0	\$0	\$0	\$1,000,000
SOLID WASTE ENTERPRISE FUND TOTAL	\$1,000,000	\$0	\$0	\$0	\$0	\$0	\$0	\$0	\$1,000,000
SOURCES OF FUNDING:									
Enterprise Fund - Solid Waste	\$1,000,000	\$0	\$0	\$0	\$0	\$0	\$0	\$0	\$1,000,000
SOLID WASTE ENTERPRISE FUND TOTAL	\$1,000,000	\$0	\$0	\$0	\$0	\$0	\$0	\$0	\$1,000,000

COMMUNITY INVESTMENT PLAN FOR FISCAL YEARS 2024 TO 2029

	FY 24	FY 25	FY 26	FY 27	FY 28	FY 29	Prior Allocation	Balance To Complete	Total Project Cost
UTILITIES ENTERPRISE FUND									
Booster Station Upgrade	\$300,000	\$3,600,000	\$0	\$0	\$0	\$0	\$0	\$0	\$3,900,000
County Sewer Line Rehabilitation and Replacement	481,000	505,000	530,000	556,000	583,000	612,000	1,443,000	0	4,710,000
County Water Line Rehabilitation and Replacement	100,000	200,000	400,000	800,000	1,200,000	1,260,000	3,433,000	0	7,393,000
Freedom Water Treatment Plant Equipment Replacement	310,000	110,000	110,000	120,000	120,000	120,000	708,490	0	1,598,490
Freedom Water Treatment Plant Membrane Replacement	206,000	206,000	206,000	206,000	206,000	206,000	1,905,250	0	3,141,250
Hampstead WWTP Enhanced Nutrient Removal Upgrade	487,319	0	0	0	0	0	22,580,110	0	23,067,429
Patapasco Valley Pump Station Rehabilitation	0	250,000	0	0	0	0	0	0	250,000
Pump Station Equipment Replacement	50,000	75,000	100,000	125,000	150,000	175,000	781,695	0	1,456,695
Shiloh Pump Station Expansion	1,500,000	0	0	0	0	0	220,000	0	1,720,000
South Carroll High Wastewater Treatment Plant Rehab	100,000	0	0	0	0	0	658,000	0	758,000
Stone Manor Pump Station Rehab	360,000	0	0	0	0	0	302,500	0	662,500
Stream Bank Stabilization	150,000	0	0	0	0	0	99,000	0	249,000
Sykesville Pump Station Expansion	610,000	0	0	0	0	0	1,790,000	0	2,400,000
Tank Inspection and Rehabilitation	275,000	289,000	303,000	318,000	334,000	351,000	4,628,032	0	6,498,032
Water Main Valve Replacement and Rehabilitation	313,000	322,000	332,000	342,000	352,000	363,000	2,759,700	0	4,783,700
Water Meter System Upgrade	0	310,000	0	0	0	0	0	0	310,000
Water Meters	534,000	572,000	611,000	655,000	699,000	759,000	7,730,660	0	11,560,660
Water Service Line Replacement	237,000	249,000	262,000	275,000	289,000	303,000	2,599,200	0	4,214,200
UTILITIES ENTERPRISE FUND TOTAL	\$6,013,319	\$6,688,000	\$2,854,000	\$3,397,000	\$3,933,000	\$4,149,000	\$51,638,636	\$0	\$78,672,956
SOURCES OF FUNDING:									
Transfer from General Fund	\$0	\$0	\$0	\$0	\$0	\$0	\$658,000	\$0	\$658,000
Reallocated GF Transfer	100,000	0	0	0	0	0	0	0	100,000
Utilities Water Maintenance Fee	385,000	709,000	413,000	438,000	454,000	471,000	6,880,074	0	9,750,074
Utilities Sewer User Fees	1,499,482	755,000	530,000	556,000	583,000	612,000	11,359,405	0	15,894,887
Reallocated Utilities Sewer User Fees	1,907,045	0	0	0	0	0	83,095	0	1,990,140
Utilities Water User Fees	1,536,907	5,149,000	1,811,000	2,278,000	2,746,000	2,891,000	16,775,104	0	33,187,011
Reallocated Utilities Water User Fees	353,093	0	0	0	0	0	0	0	353,093
Area Connection Charges	0	0	0	0	0	0	4,032,622	0	4,032,622
Reallocated Area Connection Charges	181,793	0	0	0	0	0	0	0	181,793
Utilities Sewer Maintenance Fee	50,000	75,000	100,000	125,000	150,000	175,000	781,695	0	1,456,695
MD Department of Environment	0	0	0	0	0	0	11,068,110	0	11,068,110
Other Miscellaneous Revenue	0	0	0	0	0	0	531	0	531
UTILITIES ENTERPRISE FUND TOTAL	\$6,013,319	\$6,688,000	\$2,854,000	\$3,397,000	\$3,933,000	\$4,149,000	\$51,638,636	\$0	\$78,672,956

Community Investment Plan - Enterprise Fund Schedule of Reappropriations
Fiscal Year 2024

Reappropriations are a transfer of funds. They may occur when there are unspent budgeted funds from a completed or cancelled project, or when there is an unallocated project that holds funds for future use.

Enterprise Funds

Project		Source/Amount		
From	To	Local	Bonds	Other
6432 Asset Management System	6434 Freedom WTP Membrane Replacement	\$9,266.76		
6449 Specification & Design Manual Update	6434 Freedom WTP Membrane Replacement	16,370.15		
6359 Hydrant Replacement	6434 Freedom WTP Membrane Replacement	127,456.53		
6457 Runnymede Wastewater Treatment Plant	6458 South Carroll High WWTP Rehab	100,000.00		
6455 Warfield Complex Water/Sewer	6462 Freedom Water Treatment Plant Equipment Rep.	200,000.00		
6422 Gravity Sewer Main - Houcksville Rd. to WWTP	6430 Hampstead WWTP ENR Upgrade	487,319.48		
6422 Gravity Sewer Main - Houcksville Rd. to WWTP	6459 Shiloh Pump Station Expansion	2,030.33		
6344 Hampstead Effluent Chillers	6459 Shiloh Pump Station Expansion	181,793.23		
6436 Piney Run Pump Station Improvements	6459 Shiloh Pump Station Expansion	2,274.00		
6441 Waters Edge Pump Station	6459 Shiloh Pump Station Expansion	79,569.28		
6444 Freedom Sewer Rehab	6459 Shiloh Pump Station Expansion	75,343.47		
6447 Hampstead WWTP Effluent Line	6459 Shiloh Pump Station Expansion	355,549.95		
6403 Manhole Rehabilitation and Replacement	6459 Shiloh Pump Station Expansion	423,958.18		
6403 Manhole Rehabilitation and Replacement	6461 County Sewer Line Rehab. and Replacement	481,000.00		
Total		\$2,541,931.36	\$0.00	\$0.00

AIRPORT
ENTERPRISE FUND

COMMUNITY INVESTMENT PLAN FOR FISCAL YEARS 2024 TO 2029

	FY 24	FY 25	FY 26	FY 27	FY 28	FY 29	Prior Allocation	Balance To Complete	Total Project Cost
AIRPORT ENTERPRISE FUND									
Grounds and Maintenance Equipment	\$36,000	\$36,000	\$36,000	\$36,000	\$36,000	\$36,000	\$0	\$0	\$216,000
AIRPORT ENTERPRISE FUND TOTAL	\$36,000	\$36,000	\$36,000	\$36,000	\$36,000	\$36,000	\$0	\$0	\$216,000
SOURCES OF FUNDING:									
Transfer from General Fund	\$16,000	\$16,000	\$16,000	\$16,000	\$16,000	\$16,000	\$0	\$0	\$96,000
Federal Aviation Administration	20,000	20,000	20,000	20,000	20,000	20,000	0	0	120,000
AIRPORT ENTERPRISE FUND TOTAL	\$36,000	\$36,000	\$36,000	\$36,000	\$36,000	\$36,000	\$0	\$0	\$216,000

Grounds and Maintenance Equipment

Commissioner District: 3

Deborah Effingham, Bureau Chief (410) 386-2082

6818

This project provides ongoing funding for grounds and maintenance equipment at the Carroll County Regional Airport, located off Route 97 in Westminster. The Federal Aviation Administration (FAA) has approved County use of rental revenues collected from properties that were jointly purchased by the Airport and the FAA.

	FY 24	FY 25	FY 26	FY 27	FY 28	FY 29	Prior Allocation	Balance to Complete	Total Project Cost
Land Acquisition									0
Engineering/Design									0
Site Work									0
Construction									0
Equipment/Furnishings	36,000	36,000	36,000	36,000	36,000	36,000			216,000
Other									0
EXPENDITURES									
TOTAL	36,000	36,000	36,000	36,000	36,000	36,000	0	0	216,000

SOURCES OF FUNDING									
Transfer from General Fund	16,000	16,000	16,000	16,000	16,000	16,000			96,000
Reallocated GF Transfer									0
Federal									0
Federal Aviation Administration	20,000	20,000	20,000	20,000	20,000	20,000			120,000

PROJECTED OPERATING IMPACTS									
	0	0	0	0	0	0			0

FIBER NETWORK
ENTERPRISE FUND

COMMUNITY INVESTMENT PLAN FOR FISCAL YEARS 2024 TO 2029

	FY 24	FY 25	FY 26	FY 27	FY 28	FY 29	Prior Allocation	Balance To Complete	Total Project Cost
FIBER NETWORK ENTERPRISE FUND									
CCPN Equipment Replacement	\$0	\$0	\$55,000	\$0	\$1,177,000	\$0	\$0	\$0	\$1,232,000
FIBER NETWORK ENTERPRISE FUND TOTAL	\$0	\$0	\$55,000	\$0	\$1,177,000	\$0	\$0	\$0	\$1,232,000
SOURCES OF FUNDING:									
Transfer from General Fund	\$0	\$0	\$55,000	\$0	\$1,177,000	\$0	\$0	\$0	\$1,232,000
FIBER NETWORK ENTERPRISE FUND TOTAL	\$0	\$0	\$55,000	\$0	\$1,177,000	\$0	\$0	\$0	\$1,232,000

CCPN Equipment Replacement

Ashleigh Smith, Senior Management and Budget Analyst (410) 386-2082

6606

This project provides ongoing funding for the replacement of equipment installed for the Carroll County Public Network (CCPN).

Operating impacts will be determined as the project develops.

	FY 24	FY 25	FY 26	FY 27	FY 28	FY 29	Prior Allocation	Balance to Complete	Total Project Cost
Land Acquisition									0
Engineering/Design									0
Site Work									0
Construction									0
Equipment/Furnishings			55,000		1,177,000				1,232,000
Other									0
EXPENDITURES									
TOTAL	0	0	55,000	0	1,177,000	0	0	0	1,232,000
SOURCES OF FUNDING									
Transfer from General Fund			55,000		1,177,000				1,232,000
Reallocated GF Transfer									0
Bonds									0
Reallocated Bonds									0
PROJECTED OPERATING IMPACTS	0	0	0	0	0	0			0

**SOLID WASTE
ENTERPRISE FUND**

COMMUNITY INVESTMENT PLAN FOR FISCAL YEARS 2024 TO 2029

	FY 24	FY 25	FY 26	FY 27	FY 28	FY 29	Prior Allocation	Balance To Complete	Total Project Cost
SOLID WASTE ENTERPRISE FUND									
Landfill Gas Flare System Replacements	\$1,000,000	\$0	\$0	\$0	\$0	\$0	\$0	\$0	\$1,000,000
SOLID WASTE ENTERPRISE FUND TOTAL	\$1,000,000	\$0	\$0	\$0	\$0	\$0	\$0	\$0	\$1,000,000
SOURCES OF FUNDING:									
Enterprise Fund - Solid Waste	\$1,000,000	\$0	\$0	\$0	\$0	\$0	\$0	\$0	\$1,000,000
SOLID WASTE ENTERPRISE FUND TOTAL	\$1,000,000	\$0	\$0	\$0	\$0	\$0	\$0	\$0	\$1,000,000

Landfill Gas Flare System Replacements

Ashleigh Smith, Senior Management and Budget Analyst (410) 386-2082

Proj #

This project provides funding to replace the open gas flare systems with enclosed gas flare systems at the Northern Landfill and two closed landfills, Hoods Mill and John Owings.

	FY 24	FY 25	FY 26	FY 27	FY 28	FY 29	Prior Allocation	Balance to Complete	Total Project Cost
Land Acquisition									0
Engineering/Design									0
Site Work									0
Construction	1,000,000								1,000,000
Equipment/Furnishings									0
Other									0
EXPENDITURES									
TOTAL	1,000,000	0	0	0	0	0	0	0	1,000,000

SOURCES OF FUNDING									
Transfer from General Fund									0
Bonds									0
Enterprise Fund - Solid Waste	1,000,000								1,000,000
Reallocated Enterprise Fund - Solid Waste									0

PROJECTED OPERATING IMPACTS									
	0	0	0	0	0	0			0

UTILITIES
ENTERPRISE FUND

COMMUNITY INVESTMENT PLAN FOR FISCAL YEARS 2024 TO 2029

	FY 24	FY 25	FY 26	FY 27	FY 28	FY 29	Prior Allocation	Balance To Complete	Total Project Cost
UTILITIES ENTERPRISE FUND									
Booster Station Upgrade	\$300,000	\$3,600,000	\$0	\$0	\$0	\$0	\$0	\$0	\$3,900,000
County Sewer Line Rehabilitation and Replacement	481,000	505,000	530,000	556,000	583,000	612,000	1,443,000	0	4,710,000
County Water Line Rehabilitation and Replacement	100,000	200,000	400,000	800,000	1,200,000	1,260,000	3,433,000	0	7,393,000
Freedom Water Treatment Plant Equipment Replacement	310,000	110,000	110,000	120,000	120,000	120,000	708,490	0	1,598,490
Freedom Water Treatment Plant Membrane Replacement	206,000	206,000	206,000	206,000	206,000	206,000	1,905,250	0	3,141,250
Hampstead WWTP Enhanced Nutrient Removal Upgrade	487,319	0	0	0	0	0	22,580,110	0	23,067,429
Patapasco Valley Pump Station Rehabilitation	0	250,000	0	0	0	0	0	0	250,000
Pump Station Equipment Replacement	50,000	75,000	100,000	125,000	150,000	175,000	781,695	0	1,456,695
Shiloh Pump Station Expansion	1,500,000	0	0	0	0	0	220,000	0	1,720,000
South Carroll High Wastewater Treatment Plant Rehab	100,000	0	0	0	0	0	658,000	0	758,000
Stone Manor Pump Station Rehab	360,000	0	0	0	0	0	302,500	0	662,500
Stream Bank Stabilization	150,000	0	0	0	0	0	99,000	0	249,000
Sykesville Pump Station Expansion	610,000	0	0	0	0	0	1,790,000	0	2,400,000
Tank Inspection and Rehabilitation	275,000	289,000	303,000	318,000	334,000	351,000	4,628,032	0	6,498,032
Water Main Valve Replacement and Rehabilitation	313,000	322,000	332,000	342,000	352,000	363,000	2,759,700	0	4,783,700
Water Meter System Upgrade	0	310,000	0	0	0	0	0	0	310,000
Water Meters	534,000	572,000	611,000	655,000	699,000	759,000	7,730,660	0	11,560,660
Water Service Line Replacement	237,000	249,000	262,000	275,000	289,000	303,000	2,599,200	0	4,214,200
UTILITIES ENTERPRISE FUND TOTAL	\$6,013,319	\$6,688,000	\$2,854,000	\$3,397,000	\$3,933,000	\$4,149,000	\$51,638,636	\$0	\$78,672,956
SOURCES OF FUNDING:									
Transfer from General Fund	\$0	\$0	\$0	\$0	\$0	\$0	\$658,000	\$0	\$658,000
Reallocated GF Transfer	100,000	0	0	0	0	0	0	0	100,000
Utilities Water Maintenance Fee	385,000	709,000	413,000	438,000	454,000	471,000	6,880,074	0	9,750,074
Utilities Sewer User Fees	1,499,482	755,000	530,000	556,000	583,000	612,000	11,359,405	0	15,894,887
Reallocated Utilities Sewer User Fees	1,907,045	0	0	0	0	0	83,095	0	1,990,140
Utilities Water User Fees	1,536,907	5,149,000	1,811,000	2,278,000	2,746,000	2,891,000	16,775,104	0	33,187,011
Reallocated Utilities Water User Fees	353,093	0	0	0	0	0	0	0	353,093
Area Connection Charges	0	0	0	0	0	0	4,032,622	0	4,032,622
Reallocated Area Connection Charges	181,793	0	0	0	0	0	0	0	181,793
Utilities Sewer Maintenance Fee	50,000	75,000	100,000	125,000	150,000	175,000	781,695	0	1,456,695
MD Department of Environment	0	0	0	0	0	0	11,068,110	0	11,068,110
Other Miscellaneous Revenue	0	0	0	0	0	0	531	0	531
UTILITIES ENTERPRISE FUND TOTAL	\$6,013,319	\$6,688,000	\$2,854,000	\$3,397,000	\$3,933,000	\$4,149,000	\$51,638,636	\$0	\$78,672,956

Booster Station Upgrade

Commissioner District: 5

Heidi K. Pepin, Management and Budget Project Coordinator (410) 386-2082

Proj #

This project provides funding for a redundant water supply to the high elevation zone of the Freedom District Service Area.

	FY 24	FY 25	FY 26	FY 27	FY 28	FY 29	Prior Allocation	Balance to Complete	Total Project Cost
Land Acquisition									0
Engineering/Design	300,000	3,600,000							3,900,000
Site Work									0
Construction									0
Equipment/Furnishings									0
Other									0
EXPENDITURES									
TOTAL	300,000	3,600,000	0	0	0	0	0	0	3,900,000
SOURCES OF FUNDING									
Bonds									0
Reallocated Bonds									0
Utilities Water User Fees	300,000	3,600,000							3,900,000
Reallocated Utilities Water User Fees									0
PROJECTED OPERATING IMPACTS	0	0	0	0	0	0			

County Sewer Line Rehabilitation and Replacement

Heidi K. Pepin, Management and Budget Project Coordinator (410) 386-2082

6461

This project provides ongoing funding for the rehabilitation, repair, or replacement of aging sewer lines in the Freedom, Hampstead, and Pleasant Valley Service Areas.

	FY 24	FY 25	FY 26	FY 27	FY 28	FY 29	Prior Allocation	Balance to Complete	Total Project Cost
Land Acquisition									0
Engineering/Design									0
Site Work									0
Construction	440,000	462,000	485,000	509,000	534,000	561,000	1,320,000		4,311,000
Equipment/Furnishings									0
Other	41,000	43,000	45,000	47,000	49,000	51,000	123,000		399,000
EXPENDITURES									

TOTAL	481,000	505,000	530,000	556,000	583,000	612,000	1,443,000	0	4,710,000
--------------	----------------	----------------	----------------	----------------	----------------	----------------	------------------	----------	------------------

SOURCES OF FUNDING									
Utilities Sewer User Fees		505,000	530,000	556,000	583,000	612,000	1,443,000		4,229,000
Reallocated Utilities Sewer User Fees	481,000								481,000
Utilities Sewer Maintenance Fee									0
Reallocated Sewer Utilities Maintenance Fees									0

PROJECTED OPERATING IMPACTS									
	0	0	0	0	0	0			

County Water Line Rehabilitation and Replacement

Heidi K. Pepin, Management and Budget Project Coordinator (410) 386-2082

6456

This project provides ongoing funding for the rehabilitation, repair, or replacement of aging water lines in the Freedom, Bark Hill, and Pleasant Valley Service Areas.

	FY 24	FY 25	FY 26	FY 27	FY 28	FY 29	Prior Allocation	Balance to Complete	Total Project Cost
Land Acquisition									0
Engineering/Design	25,000	50,000	100,000	200,000	300,000	315,000	686,000		1,676,000
Site Work									0
Construction	50,000	100,000	200,000	400,000	600,000	630,000	2,495,000		4,475,000
Equipment/Furnishings									0
Other	25,000	50,000	100,000	200,000	300,000	315,000	252,000		1,242,000
EXPENDITURES									

TOTAL	100,000	200,000	400,000	800,000	1,200,000	1,260,000	3,433,000	0	7,393,000
--------------	----------------	----------------	----------------	----------------	------------------	------------------	------------------	----------	------------------

SOURCES OF FUNDING									
Utilities Water Maintenance Fee									0
Reallocated Water Utilities Maintenance Fees									0
Utilities Water User Fees	100,000	200,000	400,000	800,000	1,200,000	1,260,000	3,433,000		7,393,000
Reallocated Utilities Water User Fees									0

PROJECTED OPERATING IMPACTS									
	0	0	0	0	0	0			0

Freedom Water Treatment Plant Equipment Replacement

Commissioner District: 5

Heidi K. Pepin, Management and Budget Project Coordinator (410) 386-2082

6462

This project provides ongoing funding to replace equipment at the Freedom Water Treatment Plant including the generator, finish water pumps, rapid mixers, and motor control centers.

	FY 24	FY 25	FY 26	FY 27	FY 28	FY 29	Prior Allocation	Balance to Complete	Total Project Cost
Land Acquisition									0
Engineering/Design									0
Site Work									0
Construction	310,000	110,000	110,000	120,000	120,000	120,000	708,490		1,598,490
Equipment/Furnishings									0
Other									0
EXPENDITURES									

TOTAL	310,000	110,000	110,000	120,000	120,000	120,000	708,490	0	1,598,490
--------------	----------------	----------------	----------------	----------------	----------------	----------------	----------------	----------	------------------

SOURCES OF FUNDING									
Utilities Water Maintenance Fee	110,000	110,000	110,000	120,000	120,000	120,000	105,000		795,000
Reallocated Water Utilities Maintenance Fees									0
Utilities Water User Fees							603,490		603,490
Reallocated Utilities Water User Fees	200,000								200,000

PROJECTED OPERATING IMPACTS									
	0	0	0	0	0	0			

Freedom Water Treatment Plant Membrane Replacement

Commissioner District: 5

Heidi K. Pepin, Management and Budget Project Coordinator (410) 386-2082

6434

This project provides ongoing funding to replace the membrane filters at the Freedom Water Treatment Plant (WTP). Funding is being accumulated for future replacement of the filters.

	FY 24	FY 25	FY 26	FY 27	FY 28	FY 29	Prior Allocation	Balance to Complete	Total Project Cost
Land Acquisition									0
Engineering/Design									0
Site Work									0
Construction									0
Equipment/Furnishings	190,000	190,000	190,000	190,000	190,000	190,000	1,724,000		2,864,000
Other	16,000	16,000	16,000	16,000	16,000	16,000	181,250		277,250
EXPENDITURES									

TOTAL	206,000	206,000	206,000	206,000	206,000	206,000	1,905,250	0	3,141,250
--------------	----------------	----------------	----------------	----------------	----------------	----------------	------------------	----------	------------------

SOURCES OF FUNDING									
Utilities Water Maintenance Fee									0
Reallocated Water Utilities Maintenance Fees									0
Utilities Water User Fees	52,907	206,000	206,000	206,000	206,000	206,000	1,905,250		2,988,157
Reallocated Utilities Water User Fees	153,093								153,093

PROJECTED OPERATING IMPACTS									
	0	0	0	0	0	0			0

Hampstead WWTP Enhanced Nutrient Removal Upgrade

Commissioner District: 2

Heidi K. Pepin, Management and Budget Project Coordinator (410) 386-2082

6430

This project provides funding for the required upgrade at the Hampstead Wastewater Treatment Plant. The Maryland Department of the Environment (MDE) is requiring this wastewater treatment facility to meet the Enhanced Nutrient Removal (ENR) effluent levels.

	FY 24	FY 25	FY 26	FY 27	FY 28	FY 29	Prior Allocation	Balance to Complete	Total Project Cost
Land Acquisition							30,000		30,000
Engineering/Design							910,000		910,000
Site Work							300,000		300,000
Construction	487,319						20,400,110		20,887,429
Equipment/Furnishings							40,000		40,000
Other							900,000		900,000
EXPENDITURES									
TOTAL	487,319	0	0	0	0	0	22,580,110	0	23,067,429
SOURCES OF FUNDING									
Utilities Sewer User Fees							7,588,000		7,588,000
Reallocated Utilities Sewer User Fees	487,319								487,319
Area Connection Charges							3,924,000		3,924,000
MD Department of Environment							11,068,110		11,068,110
PROJECTED OPERATING IMPACTS	0	0	0	0	0	0			

Patapsco Valley Pump Station Rehabilitation

Commissioner District: 5

Heidi K. Pepin, Management and Budget Project Coordinator (410) 386-2082

6465

This project provides planned funding to rehabilitate the Patapsco Valley Pump Station, located in Sykesville. Included are replacement pumps, controls, grinder, and generator; as well as wet well relocation, new roofing, bypass valving, fencing, and paving repairs.

	FY 24	FY 25	FY 26	FY 27	FY 28	FY 29	Prior Allocation	Balance to Complete	Total Project Cost
Land Acquisition									0
Engineering/Design									0
Site Work									0
Construction		250,000							250,000
Equipment/Furnishings									0
Other									0
EXPENDITURES									
TOTAL	0	250,000	0	0	0	0	0	0	250,000
SOURCES OF FUNDING									
Utilities Sewer User Fees		250,000							250,000
Reallocated Utilities Sewer User Fees									0
Utilities Sewer Maintenance Fee									0
Reallocated Sewer Utilities Maintenance Fees									0
PROJECTED OPERATING IMPACTS	0	0	0	0	0	0			

Pump Station Equipment Replacement

Heidi K. Pepin, Management and Budget Project Coordinator (410) 386-2082

6468

This project provides ongoing funding for replacement equipment at the twenty-one pump stations in the Freedom and Hampstead service areas, including pumps and grinders.

	FY 24	FY 25	FY 26	FY 27	FY 28	FY 29	Prior Allocation	Balance to Complete	Total Project Cost
Land Acquisition									0
Engineering/Design									0
Site Work									0
Construction	50,000	75,000	100,000	125,000	150,000	175,000	781,695		1,456,695
Equipment/Furnishings									0
Other									0
EXPENDITURES									

TOTAL	50,000	75,000	100,000	125,000	150,000	175,000	781,695	0	1,456,695
--------------	---------------	---------------	----------------	----------------	----------------	----------------	----------------	----------	------------------

SOURCES OF FUNDING									
Utilities Sewer User Fees									0
Reallocated Utilities Sewer User Fees									0
Utilities Sewer Maintenance Fee	50,000	75,000	100,000	125,000	150,000	175,000	781,695		1,456,695
Reallocated Sewer Utilities Maintenance Fees									0

PROJECTED OPERATING IMPACTS									
	0	0	0	0	0	0			0

Shiloh Pump Station Expansion

Commissioner District: 2

Heidi K. Pepin, Management and Budget Project Coordinator (410) 386-2082

6459

This project provides funding to expand capacity for anticipated future flows at the Shiloh Pump Station, located on Shiloh Road in Hampstead. Included are replacement pumps, controls, grinder, and generator, as well as new roofing, bypass valving, fencing, and paving repairs.

	FY 24	FY 25	FY 26	FY 27	FY 28	FY 29	Prior Allocation	Balance to Complete	Total Project Cost
Land Acquisition									0
Engineering/Design							220,000		220,000
Site Work									0
Construction	1,500,000								1,500,000
Equipment/Furnishings									0
Other									0
EXPENDITURES									
TOTAL	1,500,000	0	0	0	0	0	220,000	0	1,720,000
SOURCES OF FUNDING									
Utilities Sewer User Fees	379,482						144,694		524,176
Reallocated Utilities Sewer User Fees	938,725						75,306		1,014,031
Area Connection Charges									0
Reallocated Area Connection Charges	181,793								181,793
PROJECTED OPERATING IMPACTS	0	0	0	0	0	0			

South Carroll High Wastewater Treatment Plant Rehab

Commissioner District: 4

Heidi K. Pepin, Management and Budget Project Coordinator (410) 386-2082

6458

This project provides funding for the rehabilitation of the South Carroll Sequential Batch Reactor (SBR) Wastewater Treatment Plant, which was put into service in 1993 and serves South Carroll High School, Winfield Elementary School, and the Winfield Community Fire Department. The facility is located on West Old Liberty Road in Sykesville. Included are replacement pumps, controls, chemical feed systems, blowers, and generator; as well as new roofing, bypass valving, fencing, tank repairs and painting and paving repairs.

	FY 24	FY 25	FY 26	FY 27	FY 28	FY 29	Prior Allocation	Balance to Complete	Total Project Cost
Land Acquisition									0
Engineering/Design							80,000		80,000
Site Work									0
Construction	100,000						525,000		625,000
Equipment/Furnishings									0
Other							53,000		53,000
EXPENDITURES									
TOTAL	100,000	0	0	0	0	0	658,000	0	758,000
SOURCES OF FUNDING									
Transfer from General Fund							658,000		658,000
Reallocated GF Transfer	100,000								100,000
Local Income Tax									0
Reallocated Local Income Tax									0
PROJECTED OPERATING IMPACTS	0	0	0	0	0	0			

Stone Manor Pump Station Rehab

Commissioner District: 5

Heidi K. Pepin, Management and Budget Project Coordinator (410) 386-2082

Proj #

This project provides funding to rehabilitate the Stone Manor Pump Station, which was built in 1997, with a new pump and controls, roofing, a generator, and upgrade the electrical system.

	FY 24	FY 25	FY 26	FY 27	FY 28	FY 29	Prior Allocation	Balance to Complete	Total Project Cost
Land Acquisition									0
Engineering/Design									0
Site Work									0
Construction	260,000								260,000
Equipment/Furnishings							275,000		275,000
Other	100,000						27,500		127,500
EXPENDITURES									

TOTAL	360,000	0	0	0	0	0	302,500	0	662,500
--------------	----------------	----------	----------	----------	----------	----------	----------------	----------	----------------

SOURCES OF FUNDING									
Utilities Sewer User Fees	360,000						302,500		662,500
Reallocated Utilities Sewer User Fees									0
Utilities Sewer Maintenance Fee									0
Reallocated Sewer Utilities Maintenance Fees									0

PROJECTED OPERATING IMPACTS									
	0	0	0	0	0	0			

Stream Bank Stabilization

Commissioner District: 5

Heidi K. Pepin, Management and Budget Project Coordinator (410) 386-2082

6454

This project provides funding for stabilization of stream banks and interceptor relocation at the Pine Hill, Stone Manor, and Snowdens Run pump stations, located in Sykesville.

	FY 24	FY 25	FY 26	FY 27	FY 28	FY 29	Prior Allocation	Balance to Complete	Total Project Cost
Land Acquisition									0
Engineering/Design							90,000		90,000
Site Work									0
Construction	100,000								100,000
Equipment/Furnishings	50,000								50,000
Other							9,000		9,000
EXPENDITURES									
TOTAL	150,000	0	0	0	0	0	99,000	0	249,000
SOURCES OF FUNDING									
Utilities Sewer User Fees	150,000						99,000		249,000
Reallocated Utilities Sewer User Fees									0
Utilities Sewer Maintenance Fee									0
Reallocated Sewer Utilities Maintenance Fees									0
PROJECTED OPERATING IMPACTS	0	0	0	0	0	0			

Sykesville Pump Station Expansion

Commissioner District: 5

Heidi K. Pepin, Management and Budget Project Coordinator (410) 386-2082

6460

This project provides funding to expand capacity at the Sykesville Pump Station, located on Main Street in Sykesville. Included are replacement pumps, controls, grinder, and a generator; as well as wet well relocation, new roofing, bypass valving, fencing, and paving repairs.

	FY 24	FY 25	FY 26	FY 27	FY 28	FY 29	Prior Allocation	Balance to Complete	Total Project Cost
Land Acquisition									0
Engineering/Design							290,000		290,000
Site Work									0
Construction	410,000								410,000
Equipment/Furnishings									0
Other	200,000						1,500,000		1,700,000
EXPENDITURES									

TOTAL	610,000	0	0	0	0	0	1,790,000	0	2,400,000
--------------	----------------	----------	----------	----------	----------	----------	------------------	----------	------------------

SOURCES OF FUNDING									
Utilities Water Maintenance Fee									0
Utilities Sewer User Fees	610,000						1,782,211		2,392,211
Reallocated Utilities Sewer User Fees							7,789		7,789
Reallocated Area Connection Charges									0

PROJECTED OPERATING IMPACTS									
	0	0	0	0	0	0			

Tank Inspection and Rehabilitation

Heidi K. Pepin, Management and Budget Project Coordinator (410) 386-2082

6332

This project provides ongoing funding for tank inspections every four years and the rehabilitation and/or replacement of existing water tanks. General maintenance, site work, and repairs are also included. Listed below are planned projects:

Linton
 Bartholow
 Pleasant Valley

	FY 24	FY 25	FY 26	FY 27	FY 28	FY 29	Prior Allocation	Balance to Complete	Total Project Cost
Land Acquisition									0
Engineering/Design									0
Site Work	275,000	289,000	303,000	318,000	334,000	351,000	4,628,032		6,498,032
Construction									0
Equipment/Furnishings									0
Other									0
EXPENDITURES									

TOTAL	275,000	289,000	303,000	318,000	334,000	351,000	4,628,032	0	6,498,032
--------------	----------------	----------------	----------------	----------------	----------------	----------------	------------------	----------	------------------

SOURCES OF FUNDING									
Utilities Water Maintenance Fee	275,000	289,000	303,000	318,000	334,000	351,000	2,975,000		4,845,000
Reallocated Water Utilities Maintenance Fees									0
Utilities Water User Fees							1,653,032		1,653,032
Reallocated Utilities Water User Fees									0

PROJECTED OPERATING IMPACTS									
	0	0	0	0	0	0			

Water Main Valve Replacement and Rehabilitation

Heidi K. Pepin, Management and Budget Project Coordinator (410) 386-2082

6428

This project provides ongoing funding to replace and rehabilitate the County's water main valves and blow-off valves. Water main valves are needed to shut off lines in the event of water main breaks or if new connections are added into the system. Blow-off valves allow for water line flushing.

	FY 24	FY 25	FY 26	FY 27	FY 28	FY 29	Prior Allocation	Balance to Complete	Total Project Cost
Land Acquisition									0
Engineering/Design									0
Site Work									0
Construction	282,000	290,000	299,000	308,000	317,000	327,000	2,565,800		4,388,800
Equipment/Furnishings									0
Other	31,000	32,000	33,000	34,000	35,000	36,000	193,900		394,900
EXPENDITURES									

TOTAL	313,000	322,000	332,000	342,000	352,000	363,000	2,759,700	0	4,783,700
--------------	----------------	----------------	----------------	----------------	----------------	----------------	------------------	----------	------------------

SOURCES OF FUNDING									
Utilities Water Maintenance Fee									0
Reallocated Water Utilities Maintenance Fees									0
Utilities Water User Fees	313,000	322,000	332,000	342,000	352,000	363,000	2,759,700		4,783,700
Reallocated Utilities Water User Fees									0

PROJECTED OPERATING IMPACTS									
	0	0	0	0	0	0			

Water Meter System Upgrade

Heidi K. Pepin, Management and Budget Project Coordinator (410) 386-2082

Proj #

This project provides planned funding to upgrade the water meter system, including leak detection between meters and residences. Leaks lead to increased operational costs and loss of treated water.

Operating impacts include annual software maintenance.

	FY 24	FY 25	FY 26	FY 27	FY 28	FY 29	Prior Allocation	Balance to Complete	Total Project Cost
Land Acquisition									0
Engineering/Design									0
Site Work									0
Construction									0
Equipment/Furnishings		305,000							305,000
Other		5,000							5,000
EXPENDITURES									
TOTAL	0	310,000	0	0	0	0	0	0	310,000
SOURCES OF FUNDING									
Utilities Water Maintenance Fee		310,000							310,000
Reallocated Water Utilities Maintenance Fees									0
Utilities Water User Fees									0
Reallocated Utilities Water User Fees									0
PROJECTED OPERATING IMPACTS	0	0	19,500	20,000	20,600	21,220			

Water Meters

Heidi K. Pepin, Management and Budget Project Coordinator (410) 386-2082

6311

This project provides ongoing funding for the replacement of approximately 10,000 residential meters and 420 commercial meters.

	FY 24	FY 25	FY 26	FY 27	FY 28	FY 29	Prior Allocation	Balance to Complete	Total Project Cost
Land Acquisition									0
Engineering/Design									0
Site Work									0
Construction	485,000	520,000	555,000	595,000	635,000	690,000	4,626,938		8,106,938
Equipment/Furnishings									0
Other	49,000	52,000	56,000	60,000	64,000	69,000	3,103,722		3,453,722
EXPENDITURES									
TOTAL	534,000	572,000	611,000	655,000	699,000	759,000	7,730,660	0	11,560,660
SOURCES OF FUNDING									
Utilities Water Maintenance Fee							3,800,074		3,800,074
Utilities Water User Fees	534,000	572,000	611,000	655,000	699,000	759,000	3,821,433		7,651,433
Area Connection Charges							108,622		108,622
Other Miscellaneous Revenue							531		531
PROJECTED OPERATING IMPACTS	0	0	0	0	0	0			

Water Service Line Replacement

Heidi K. Pepin, Management and Budget Project Coordinator (410) 386-2082

6429

This project provides ongoing funding to replace water service lines. Leaking water lines lead to increased operational costs and loss of treated water. The allocation for this project funds the replacement of approximately 80 - 90 water service lines annually. This is for the the service line from the water main to either the water meter vault or the curb stop, which is the responsibility of the County.

	FY 24	FY 25	FY 26	FY 27	FY 28	FY 29	Prior Allocation	Balance to Complete	Total Project Cost
Land Acquisition									0
Engineering/Design									0
Site Work									0
Construction	205,000	215,000	226,000	237,000	249,000	261,000	2,464,300		3,857,300
Equipment/Furnishings									0
Other	32,000	34,000	36,000	38,000	40,000	42,000	134,900		356,900
EXPENDITURES									

TOTAL	237,000	249,000	262,000	275,000	289,000	303,000	2,599,200	0	4,214,200
--------------	----------------	----------------	----------------	----------------	----------------	----------------	------------------	----------	------------------

SOURCES OF FUNDING									
Utilities Water Maintenance Fee									0
Reallocated Water Utilities Maintenance Fees									0
Utilities Water User Fees	237,000	249,000	262,000	275,000	289,000	303,000	2,599,200		4,214,200
Reallocated Utilities Water User Fees									0

PROJECTED OPERATING IMPACTS									
	0	0	0	0	0	0			0

GLOSSARY OF TERMS
AND
ACRONYMS

GLOSSARY OF TERMS AND ACRONYMS

ADA Americans with Disabilities Act.

AGRICULTURE TRANSFER TAX Tax on the sale of property located within an area zoned for agriculture; proceeds are used to help fund the Agricultural Land Preservation program.

APPROPRIATION Legal authorization to spend a specific amount of money for a particular purpose during a fiscal period.

BALANCED BUDGET A budget in which total expenditures equal total revenues. By State Law, the County's budget must be balanced.

BOE Board of Education.

BOND An investment grade interest-bearing certificate of indebtedness sold by the County or another governmental agency to generate funds. The bond guarantees payment of the original investment plus interest by a specified date or dates in the future. Bonds typically involve long-term indebtedness to pay for capital projects.

BONDED DEBT The total amount owed by the County as a result of the sale of general obligation or other bonds guaranteed by the County Government.

CAPITAL BUDGET This budget funds construction and improvement projects such as schools, bridges, and roads.

CCC Carroll Community College.

CL Carroll (Bridges portion of the CIP.)

COMMISSIONER LOCATION Project location based on the five Commissioner districts within Carroll County.

COMMUNITY INVESTMENT PLAN (CIP) A six-year plan showing anticipated capital projects and funding sources.

DAS Distributed Antenna System

DEBT SERVICE The annual payment of principal and interest on the County's bonded debt.

DEPARTMENT A County agency or office. Examples are the Department of Economic Development and the Department of Public Works.

DMB Department of Management and Budget.

ENTERPRISE FUND A fund established to account for the financing of self-supporting services provided by the County government. The services generate their own revenues from fees, charges, and other receipts. Carroll County presently has six enterprise funds: Airport, Fiber Network, Firearms Facility, Septage, Solid Waste, and Utilities (Water/Sewer).

EXPENDITURE The cost of goods delivered or services rendered.

FISCAL YEAR A 12 month period of time to which the annual operating and capital budgets apply. Carroll County's fiscal year runs from July 1st through June 30th.

FUND A separate budget/accounting entity with its own revenues and appropriations. The General Fund, for example, covers most of the daily operations of the County agencies and is financed by a variety of taxes and other revenues.

GENERAL GOVERNMENT Capital projects that do not specifically fit in one of the other five categories: Recreation and Culture, Public Works, Board of Education, Conservation and Open Space, and Enterprise Funds. General Government projects are typically related to Public Safety, Carroll Community College, Carroll County Public Library, State's Attorney's Office, Technology Services, Senior Centers, Farm Museum, and other County facilities.

GENERAL OBLIGATION BOND Common type of municipal bond secured by a state or local government's pledge to use legally available resources, including tax revenues, to repay bond holders.

GF General Fund.

GIS Geographic Information Systems.

GRANT A contribution of assets (usually cash) from one governmental entity (typically the State or Federal government) or other organization to another. The contribution is usually provided in support of a particular public function, project, or program.

HVAC Heating, ventilation, and air conditioning.

IMPACT FEES One-time charges assessed against new development to recover a portion of the capital cost of the additional public facilities of parks and schools needed to serve that development.

LOCAL INCOME TAX (LIT) Counties in Maryland have the authority to levy a Local Income Tax rate, which is expressed as a percentage of State taxable income. A portion of Local Income Tax is devoted to the Capital Fund for Board of Education projects.

LPPRP Land Preservation, Parks and Recreation Plan.

MALPF Maryland Agricultural Land Preservation Foundation.

MOA Memorandum of Agreement.

MUNICIPALITY City or town incorporated for local self-government.

OPERATING BUDGET The annual budget, which supports the day-to-day operations of County agencies.

OPERATING IMPACTS Costs associated with implementation of projects in the capital budget. Examples include utility, maintenance, and personnel costs.

OVERLAY Consists of milling and patching of failed areas, and the application of hot mix asphalt over the existing road or parking lots.

PAYGO A fiscal policy by which capital projects are funded with current revenue. In Carroll County, in addition to Transfer to Capital Fund, other sources of current revenue are appropriated directly to the Capital Budget.

PRIOR ALLOCATION Legal authorization to spend a specific amount of money for a particular purpose that occurred during a previous fiscal period.

PROGRAM OPEN SPACE (POS) Funding provided as a portion of the State Real Estate Transfer Tax for the acquisition and development of park facilities.

PROPERTY TAX Tax on the value of real and personal property is levied almost exclusively by local governments. In Maryland, the State Department of Assessments and Taxation is responsible for the valuation and assessment of all property in the State. The local government is responsible for setting the tax rate to be applied to the property assessments to generate revenues in support of the local budget. A portion of Property Tax is devoted to the Capital Fund for the Agriculture Land Preservation project.

REAPPROPRIATION A transfer of funds that may occur when there are unspent budgeted funds from a completed or cancelled project, or when there is an unallocated project that holds funds for future use.

RESOLUTION Formal statement presented to Commissioners for decision.

REVENUES Monies received by the County to provide services needed by the public. Property Taxes, building permits, and receipts from State and Federal sources are examples. By law, revenues must meet or exceed appropriations.

SCBA Self-Contained Breathing Apparatus

SEQUENTIAL BATCH REACTORS (SBR) A type of sludge process for the treatment of wastewater.

WTP Water Treatment Plant.

WWTP Wastewater Treatment Plant.

INDEX

Index

Agriculture Land Preservation.....	77
Airport Summary Page.....	173
Airport Title Page.....	171
Appointed Officials.....	4
Board of County Commissioners Title Page.....	1
Board of County Commissioners.....	3
Booster Station Upgrade.....	186
Bridge Inspection and Inventory.....	104
Bridge Maintenance and Structural Repair.....	105
Bridges Comparison.....	17
Bridges Summary Page.....	103
Bridges Title Page.....	101
Brown Road over Roaring Run.....	106
Budget Summary Title Page.....	37
Cape Horn Park Field Lighting Phase II.....	123
Capital Budget Summary Title Page.....	27
Capital Fund Appropriations – Charts.....	34
Capital Fund Revenues – Charts.....	32
Career and Technology Center.....	53
Carroll Community College Distributed Antenna System.....	143
Carroll Community College Technology.....	144
CCPN Equipment Replacement.....	178
Cleaning and Painting of Bridge Structural Steel.....	107
Community Investment Plan for Fiscal Year 2024.....	36
Community Self-Help Projects.....	124
Comparison Charts Title Page.....	11
Conservation and Open Space Comparison.....	15
Conservation and Open Space Overview.....	75
Conservation and Open Space Summary Page.....	76
Conservation and Open Space Title Page.....	73
County Building Systemic Renovations.....	145
County Sewer Line Rehabilitation and Replacement.....	187
County Technology.....	146
County Water Line Rehabilitation and Replacement.....	188
Courtroom #6 Expansion.....	147
East Middle School Replacement.....	54
Elections Lease Space Renovation.....	148
Enterprise Fund – Utilities Comparison.....	24
Enterprise Funds – Airport, Fiber Network, and Solid Waste Comparison.....	23
Enterprise Funds FY 24 – FY 29 Community Investment Plan.....	166
Enterprise Funds Overview Page.....	165
Enterprise Funds Title Page.....	163
Environmental Compliance.....	78

Fiber Network Summary Page.....	177
Fiber Network Title Page	175
Fire and EMS – Self-Contained Breathing Apparatus Replacement.....	149
Fleet Lift Replacements	150
Freedom WTP Equipment Replacement	189
Freedom WTP Membrane Replacement.....	190
FY 2024 Capital Improvement Program Budget Request.....	50
FY 2025 – 2029 Capital Improvement Program Plan.....	51
FY 22 – FY 24 All Funds Appropriations Summary.....	30
FY 22 – FY 24 All Funds Revenue Summary.....	29
FY 22 – FY 24 Capital Fund Appropriations	33
FY 22 – FY 24 Capital Fund Revenues.....	31
FY 24 – FY 29 Community Investment Plan	39
FY 24 Enterprise Fund Schedule of Reappropriations	170
FY 24 Schedule of Reappropriations.....	35
Gaither Road over South Branch Patapsco	108
General Government Comparison	21
General Government Overview Page	141
General Government Summary Page.....	142
General Government Title Page	139
General Government Unallocated	151
Generator Replacement.....	152
Georgetown Boulevard Extension.....	90
Gillis Falls Trail.....	125
Glossary of Terms and Acronyms Title Page.....	205
Glossary of Terms and Acronyms	207
Grounds and Maintenance Equipment.....	174
Hampstead WWTP Enhanced Nutrient Removal Upgrade	191
Hashawha Waterless Restroom	126
Hawks Hill Road over Little Pipe Creek Tributary.....	109
Highway Safety Improvements	91
Historic Courthouse Holding Area Renovation.....	153
Hughes Shop Road Bridge over Bear Branch.....	110
HVAC Improvements and Replacements.....	55
HVAC System Replacement – Carroll Springs	56
HVAC System Replacement – Carrolltowne Elementary.....	57
HVAC System Replacement – Mount Airy Elementary.....	59
HVAC System Replacement – Northwest Middle.....	58
Index Title Page.....	211
Index.....	213
Kindergarten and PreK Addition – Cranberry Station Elem.	60
Kindergarten and PreK Addition – Sandymount Elementary	62
Kindergarten and PreK Addition – Taneytown Elementary	63
Kindergarten and PreK/PRIDE Addition – Friendship Valley Elem.	61
Klees Mill Road Slope Repair	92
Land Acquisition.....	127

Landfill Gas Flare System Replacements	182
Library Technology	154
McKinstry’s Mill Road over Little Pipe Creek	111
McKinstry’s Mill Road over Sams Creek	112
McKinstry’s Mill Road over Tributary to Little Pipe Creek	113
Monroe Avenue Extension	93
Northwest Regional Park	128
Northwest Trail.....	129
Old Kays Mill Road over Beaver Run.....	114
Outdoor Basketball Court Additions	130
Park Restoration	131
Parking Garage.....	155
Parking Lot Overlays	156
Patapsco Road over E. Branch Patapsco	115
Patapsco Valley Pump Station Rehabilitation	192
Pavement Management Program.....	94
Pavement Preservation.....	95
Pavilion Replacements.....	132
Paving.....	64
PFAS Remediation.....	79
Piney Run Dam Rehabilitation	157
Piney Run Paving.....	133
Prekindergarten Additions	65
Public Safety Emergency Communications Radios	158
Public Safety Radio Circuit and Microwave Network Replacement.....	159
Public Safety Regional Water Supply.....	160
Public Schools Comparison.....	13
Public Schools Overview	49
Public Schools Summary Page	52
Public Schools Title Page.....	47
Public Works Overview	85
Public Works Title Page.....	83
Pump Station Equipment Replacement	193
Quick Guide to the FY 24 – 29 Community Investment Plan Title Page	5
Quick Guide to the FY 24 – 29 Community Investment Plan	7
Ramp and Sidewalk Upgrades.....	96
Recreation and Culture Comparison.....	19
Recreation and Culture Overview	121
Recreation and Culture Summary Page.....	122
Recreation and Culture Title Page	119
Relocatable Classroom	66
Roads Comparison	16
Roads Summary Page	89
Roads Title Page.....	87
Roof Repairs.....	67
Roof Replacement – Spring Garden Elementary	69

Roof Replacements	68
Sheriff's Office – Headquarters	161
Shiloh Pump Station Expansion.....	194
Slacks Road Improvements.....	97
Small Drainage Structures	98
Solid Waste Summary Page	181
Solid Waste Title Page	179
South Carroll High Wastewater Treatment Plant Rehab	195
Sports Complex Dugout Improvements	134
Stem Road over Wolf Pit Branch	116
Stone Chapel Road over Little Pipe Creek.....	117
Stone Manor Pump Station Rehab.....	196
Storm Drain Rehabilitation	99
Storm Drain Video Inspection	100
Stormwater Facility Renovation	80
Stream Bank Stabilization.....	197
Sykesville Pump Station Expansion	198
Tank Inspection and Rehabilitation	199
Technology Improvements	70
Tot Lot Replacement.....	135
Town Fund	136
Transfer to Operating Budget for BOE Debt Service.....	71
Unallocated Impact Fees.....	137
Union Mills Recreation Area.....	138
Upper Beckleysville Road over Murphy Run	118
Utilities Summary Page.....	185
Utilities Title Page.....	183
Water Main Valve Replacement and Rehabilitation	200
Water Meter System Upgrade.....	201
Water Meters.....	202
Water Service Line Replacement.....	203
Watershed Assessment and Improvement (NPDES).....	81