


Carroll County Maryland



Community Investment Plan
Adopted
Fiscal Years 2025 - 2030



PRODUCED BY

The Department of Management and Budget

Ted Zaleski..... Director
Heidi Pepin..... Chief, Bureau of Budget
Ashleigh Smith..... Management and Budget Project Coordinator
Hanley Allen..... Management and Budget Analyst
Kelly Burke..... Management and Budget Analyst
Jacob Dellinger..... Management and Budget Analyst
Ryan Nowicki..... Management and Budget Analyst
Kelsey Connolly..... Budget Assistant

Special thanks to the staff in Production and Distribution

Accessibility

The Americans with Disability Act applies to the Carroll County Government and its programs, services, activities and facilities. If you have questions, suggestions, or complaints, please contact the Carroll County Government Americans with Disabilities Coordinator at (410) 386-3600 or TTY (410) 848-9747. The mailing address is: 10 Distillery Drive, Suite 101, Westminster, Maryland 21157.

FY25 – FY30 CIP

Adopted

Table of Contents

Board of County Commissioners

Board of County Commissioners Title Page	1
Board of County Commissioners	3
Appointed Officials	4

Quick Guide to the FY25 – 30 Community Investment Plan

Quick Guide to the FY25 – 30 Community Investment Plan Title Page.....	5
Quick Guide to the FY25 – 30 Community Investment Plan.....	7

Comparison Charts

Comparison Charts Title Page	11
Public Schools Comparison.....	13
Conservation and Open Space Comparison.....	15
Roads Comparison	16
Bridges Comparison	17
Recreation and Culture Comparison.....	19
General Government Comparison	20
Enterprise Funds – Airport and Fiber Network Comparison.....	22
Enterprise Fund – Utilities Comparison	23

All Funds and Capital Budget Summary

Capital Budget Summary Title Page	25
FY23 – 25 All Funds Revenue Summary.....	27
FY23 – 25 All Funds Appropriations Summary	28
FY23 – 25 Capital Fund Revenues.....	29
Capital Fund Revenues – Charts	30
FY23 – 25 Capital Fund Appropriations	31
Capital Fund Appropriations – Charts.....	32
FY25 Schedule of Reappropriations.....	33
Community Investment Plan for Fiscal Year 2025.....	34

Budget Summary

Budget Summary Title Page.....	35
FY25 – FY 29 Community Investment Plan	37

Public Schools

Public Schools Title Page	45
Public Schools Overview	47

FY25 Capital Improvement Program Budget Request	48
FY26 – 30 Capital Improvement Program Plan.....	49
Public Schools Summary Page	50
Freedom Elementary Addition.....	51
HVAC Improvements and Replacements	52
HVAC System Replacement – Carroll Springs	53
HVAC System Replacement – Carrolltowne Elementary	54
HVAC System Replacement – Mount Airy Elementary	55
HVAC System Replacement – Northwest Middle	56
HVAC System Replacement – Oklahoma Road Middle.....	57
Kindergarten and PreK Addition – Cranberry Station Elem.	58
Kindergarten and PreK/PRIDE Addition – Friendship Valley Elem.	59
Kindergarten and PreK Addition – Sandymount Elementary	60
Kindergarten and PreK Addition – Taneytown Elementary.....	61
Paving	62
Prekindergarten Additions	63
Relocatable Classroom	64
Roof Replacements	65
Roof Replacement – North Carroll Middle.....	66
Roof Replacement - Oklahoma Road Middle	67
Roof Replacement – Spring Garden Elementary	68
Sykesville Middle Addition	69
Technology Improvements	70
Transfer to Operating Budget for BOE Debt Service	71
Conservation and Open Space	
Conservation and Open Space Title Page	73
Conservation and Open Space Overview	75
Conservation and Open Space Summary Page	76
Agriculture Land Preservation.....	77
PFAS Remediation.....	78
Stormwater Facility Renovation	79
Watershed Assessment and Improvement (NPDES).....	80
Public Works	
Public Works Title Page.....	81
Public Works Overview	83
Roads	
Roads Title Page.....	85
Roads Summary Page	87
Georgetown Boulevard Extension.....	88
Highway Safety Improvements	89
Market Street Extension.....	90
Monroe Avenue Extension	91
Pavement Management Program.....	92
Pavement Preservation	93

Public Works Unallocated	94
Ramp and Sidewalk Upgrades	95
Small Drainage Structures	96
Storm Drain Rehabilitation	97
Storm Drain Video Inspection	98

Bridges

Bridges Title Page	99
Bridges Summary Page	101
Bridge Inspection and Inventory	102
Bridge Maintenance and Structural Repair	103
Brown Road over Roaring Run	104
Cleaning and Painting of Bridge Structural Steel	105
Gaither Road over South Branch Patapsco	106
Hawks Hill Road over Little Pipe Creek Tributary	107
Hughes Shop Road Bridge over Bear Branch	108
McKinstry’s Mill Road over Little Pipe Creek	109
McKinstry’s Mill Road over Sams Creek	110
McKinstry’s Mill Road over Tributary to Little Pipe Creek	111
Old Kays Mill Road over Beaver Run	112
Patapsco Road over E. Branch Patapsco	113
Stem Road over Wolf Pit Branch	114
Stone Chapel Road over Little Pipe Creek	115
Woodbine Road over S. Branch Patapsco	116

Recreation and Culture

Recreation and Culture Title Page	117
Recreation and Culture Overview	119
Recreation and Culture Summary Page	120
Community Self-Help Projects	121
Freedom Park Field Light Replacement	122
Land Acquisition	123
Park Restoration	124
Pavilion Replacements	125
Piney Run Park Pavilion Road Paving	126
Sports Complex Field Improvements	127
Tot Lot Replacement	128
Town Fund	129

General Government

General Government Title Page	131
General Government Overview Page	133
General Government Summary Page	134
Carroll Community College Technology	135
County Building Systemic Renovations	136
County Technology	137
Detention Center Access System Replacement	138

Facilities Storage Building.....	139
Fire and EMS – Regional Water Supply	140
Fire and EMS – Self Contained Breathing Apparatus Replacement.....	141
Fleet Lift Replacements	142
General Government Unallocated	143
Generator Replacement.....	144
Land Management System Migration	145
Library Technology.....	146
Maintenance Center Fuel Tank Replacement	147
Parking Lot Overlays	148
Payroll/Human Resources System Replacement	149
Piney Run Dam Rehabilitation	150
Public Safety Emergency Communication Radios	151
PUREWater Westminster	152
Sheriff’s Office – Headquarters	153

Enterprise Funds

Enterprise Funds Title Page.....	155
Enterprise Funds Overview Page.....	157
Enterprise Funds FY25 – 30 Community Investment Plan	158
FY25 Enterprise Fund Schedule of Reappropriations	161

Airport Enterprise Fund

Airport Title Page.....	163
Airport Summary Page.....	165
Grounds and Maintenance Equipment	166

Fiber Network Enterprise Fund

Fiber Network Title Page.....	167
Fiber Network Summary Page.....	169
CCPN Equipment Replacement	170

Utilities Enterprise Fund

Utilities Title Page.....	171
Utilities Summary Page	173
County Sewer Line Rehabilitation and Replacement	174
County Water Line Rehabilitation and Replacement.....	175
Freedom Water Treatment Plant Equipment Replacement	176
Freedom Water Treatment Plant Membrane Replacement.....	177
Freedom Water Treatment Plant Water Pump Replacement.....	178
Liberty Tank Booster Station.....	179
Patapsco Valley Pump Station Rehabilitation.....	180
Pump Station Equipment Replacement.....	181
Stone Manor Pump Station Rehab.....	182
Tank Inspection and Rehabilitation	183
Water Main Valve Replacement and Rehabilitation.....	184
Water Meter System Upgrade.....	185

Water Meters	186
Water Service Line Replacement	187

Glossary of Terms and Acronyms

Glossary of Terms and Acronyms Title Page	189
Glossary of Terms and Acronyms	191

Index

Index Title Page.....	195
Index	197

BOARD
OF
COUNTY COMMISSIONERS

Board of County Commissioners



Joseph Vigliotti
Vice-President
District 1



Kenneth Kiler
President
District 2



Thomas S. Gordon III
District 3



Michael Guerin
District 4



Edward C. Rothstein
(COL. Ret.),
District 5

Appointed Officials

*Roberta Windham
County Administrator*

*Deborah Effingham
Deputy County Administrator*

*Celene E. Steckel
Director of Citizen Services*

*Jennifer D. Hobbs
Comptroller*

*Timothy C. Burke
County Attorney*

*Denise L. Beaver
Director of Economic Development*

*Michael W. Robinson
Chief of Fire and EMS*

*Kristy L. Bixler
Director of Human Resources*

*Ted Zaleski, III
Director of Management and Budget*

*Christopher Heyn
Director of Planning and Land Management*

*Valerie D. Hawkins
Director of Public Safety*

*Bryan J. Bokey
Director of Public Works*

*Robert E. Hicks
Director of Recreation and Parks*

*Mark E. Ripper
Director of Technology Services*

QUICK GUIDE
TO THE
COMMUNITY INVESTMENT PLAN

A Quick Guide to the FY25 – 30 Community Investment Plan Department of Management and Budget

Introduction

This Quick Guide is intended to serve as a summary of important information and changes, as well as a tool for understanding and locating information in the budget books.

Recommended, Proposed, and Adopted Budgets are available online at <https://www.carrollcountymd.gov/government/directory/management-budget/bureau-of-budget/>.

Revenues (27-36)

- Total Capital Fund revenues are budgeted at \$113.9M in FY25, a decrease of \$46.9M from the FY24 Capital Fund budget of \$160.8M.
- 9.09% of Local Income Tax has been dedicated for school construction and debt service.
- Impact Fee collections are used to fund school and park construction projects.
- A portion of Real Property Tax revenue is appropriated directly to the Watershed Protection and Restoration Fund.
- The State allocation of Highway User Revenue is directly appropriated to the Capital Fund for road projects.

Public Schools (47-73)

- Freedom Elementary School Addition – Total funding of \$7.2M is included in FY25 – 27 for the design and construction of an addition at Freedom Elementary.
- Funding is included for 15 HVAC replacements throughout the plan.
- Design and construction funding for four kindergarten and pre-kindergarten additions are included in FY25.
- Funding is included in the plan for the replacement of five roofs.
- Sykesville Middle School Addition – Total funding of \$17.7M is included in FY25 – 27 for the design and construction of an addition at Sykesville Middle.

Conservation and Open Space (75-82)

- Agricultural Land Preservation – Total funding for Agricultural Land Preservation for FY25 – 30 is \$25.4M and includes funding for easements and debt service to landowners participating in Installment Purchase Agreements (IPAs). A portion of Property Tax is dedicated to debt service on IPAs.
- PFAS Remediation – \$2.0M is included to remediate PFAS (Per- and Polyfluorinated Substances) contamination as identified by Maryland Department of Environment.
- Stormwater Facility Renovation – \$1.9M is included in FY25 – 30 for a long-term plan to keep existing County-owned stormwater management facilities in compliance with the National Pollution Discharge Elimination Permit and to extend the useful life of the facilities. The plan is to evaluate and repair five to seven facilities per year over a 30-

year period. Funding will be used for erosion repairs, replacement of filter material, and replacement of metal pipes with concrete pipes.

- Watershed Assessment and Improvements (NPDES) – \$23.5M is included in the FY25 – 30 CIP to implement watershed improvement projects to work toward mitigating impervious surface areas within the County to stay compliant with the NPDES permit. In FY15, the municipalities and the County agreed to a combined NPDES permit with the County paying 80% of the cost to mitigate municipal impervious surfaces.

Public Works (83-118)

- Georgetown Boulevard Extension – Funding of \$2.0M is included in FY25, for a total of \$2.5M, to extend Georgetown Boulevard towards Progress Way.
- Market Street Extension – Funding of \$2.0M is included in FY25, for a total of \$3.7M to extend Market Street to MD 140.
- Monroe Avenue Extension – Funding of \$1.4M is planned in FY26, for a total of \$1.8M, to extend Monroe Avenue.
- Approximately \$126.2M is included in the FY25 – 30 CIP to maintain roads throughout the County through Pavement Management and Pavement Preservation.
- Funding of \$2.0M is included for video inspection and rehabilitation of storm drains in FY25 – 30.
- Hawks Hill over Little Pipe Creek Tributary – Funding of \$0.9M is included in FY25, for a total of \$1.2M, for a replacement bridge structure.
- Patapsco Road over East Branch Patapsco – Funding of \$2.0M is included in FY25, for a total of \$2.6M, for a replacement bridge structure.
- Stem Road over Wolf Pit Branch – Funding of \$1.0M is included in FY25, for a total of \$1.3M, for a replacement bridge structure.
- Stone Chapel Road over Little Pipe Creek – Funding of \$1.2M is included in FY25, for a total of \$2.1M, for a replacement bridge structure.
- Funding is included in the plan for the rehabilitation of eight additional bridge structures.

Recreation and Culture (119-131)

- Funding of \$0.9M is planned in FY29 and FY30 to replace field lights at Freedom Park.
- Two replacement pavilions, located at Freedom and Piney Run Parks, are planned in FY26 for \$0.5M.
- Sports Complex Field Improvements – Funding of \$1.7M is included in FY25 and \$0.7M is planned in FY27 to improve five softball fields.

General Government (133-155)

- Carroll Community College Technology – Funding of \$1.1M is planned in FY28 – 30 for replacement of laboratory computers and classroom technology.
- County Building Systemic Renovations – This project provides funding of \$10.2M in FY25 – 30 for replacement of County facilities' systemic components.
- County Technology – Funding of \$9.8M is included in FY25 – 30 for replacement of County government information and communication systems.

- Facilities Storage Building – Funding of \$0.3M is included in FY25 to construct an 8,000 square foot storage building for the Bureau of Facilities at the Maintenance Center in Westminster.
- Fire and EMS – Self-Contained Breathing Apparatus Replacement – Funding of \$3.5M is included in FY25 – 30 for the replacement of SCBA for volunteer and career firefighters.
- Land Management System Migration – Funding of \$0.3M is included in FY25 to migrate the land management system to cloud-based services and add an electronic document review solution.
- Library Technology – Funding of \$0.7M is included in FY25 – 30 for replacement of library computers and technology.
- Maintenance Center Fuel Tanks – Funding of \$1.5M is included in FY25 for replacement fuel tanks.
- Piney Run Dam Rehabilitation – Funding of \$1.5M is included in FY25, for a total of \$3.2M, to comply with MDE safety and performance standards.
- Public Safety Emergency Communications Radios – Funding of \$4.5M is included in FY25 – 30 for replacement of mobile and portable radios used by Public Safety and other governmental agencies.
- PUREWater Westminster – Funding of \$1.5M is included in FY25 for the City of Westminster water supply planning project.
- Sheriff's Office Headquarters – Funding of \$9.0M is included in FY25, for a total of \$39.4M, for construction of a headquarters in the Westminster area.

Fiber Network Enterprise Fund (169-172)

- CCPN Equipment Replacement – Funding of \$2.7M is included in FY25 – 30 for the equipment replacement of the Carroll County Public Network.

Utilities Enterprise Fund (173-189)

- County Sewer Line Rehabilitation/Replacement and County Water Line Rehabilitation/Replacement – Funding of \$8.6M is included in FY25 – 30 to rehabilitate, repair, and replace water and sewer lines in the Freedom, Bark Hill, Hampstead, and Pleasant Valley Service Areas.
- Liberty Tank Booster Station – Funding of \$3.6M is included in FY25, for a total of \$3.9M, for construction of a booster station to service the high elevation zone of the Freedom District Service Area.
- Funding is included for the rehabilitation of one pump station.

COMPARISON CHARTS

PUBLIC SCHOOLS

	FY25	FY26	FY27	FY28	FY29	FY30	Prior Allocation	Balance To Complete	Total Project Cost
Freedom Elementary Addition									
Prior Adopted	0	0	0	0	0	0	0	0	0
Adopted	523,000	3,556,000	3,140,000	0	0	0	0	0	7,219,000
Change From Prior Adopted	523,000	3,556,000	3,140,000	0	0	0	0	0	7,219,000
HVAC Improvements and Replacements									
Prior Adopted	11,452,000	20,805,000	21,212,000	22,632,000	33,950,000	0	0	0	110,051,000
Adopted	0	8,382,000	19,158,000	20,550,000	31,132,000	28,104,000	0	0	107,326,000
Change From Prior Adopted	(11,452,000)	(12,423,000)	(2,054,000)	(2,082,000)	(2,818,000)	28,104,000	0	0	(2,725,000)
HVAC System Replacement - Carroll Springs									
Prior Adopted	3,117,000	0	0	0	0	0	2,809,000	0	5,926,000
Adopted	319,300	2,911,700	0	0	0	0	2,809,000	0	6,040,000
Change From Prior Adopted	(2,797,700)	2,911,700	0	0	0	0	0	0	114,000
HVAC System Replacement - Carrolltowne Elementary									
Prior Adopted	5,429,000	0	0	0	0	0	4,890,000	0	10,319,000
Adopted	0	5,429,000	0	0	0	0	4,890,000	0	10,319,000
Change From Prior Adopted	(5,429,000)	5,429,000	0	0	0	0	0	0	0
HVAC System Replacement - Mount Airy Elementary									
Prior Adopted	5,502,000	0	0	0	0	0	4,956,000	0	10,458,000
Adopted	7,110,720	0	0	0	0	0	4,956,000	0	12,066,720
Change From Prior Adopted	1,608,720	0	0	0	0	0	0	0	1,608,720
HVAC System Replacement - Northwest Middle									
Prior Adopted	7,910,000	0	0	0	0	0	7,113,000	0	15,023,000
Adopted	0	7,910,000	0	0	0	0	7,113,000	0	15,023,000
Change From Prior Adopted	(7,910,000)	7,910,000	0	0	0	0	0	0	0
HVAC System Replacement - Oklahoma Road Middle									
Prior Adopted	0	0	0	0	0	0	10,502,000	0	10,502,000
Adopted	1,935,000	0	0	0	0	0	10,502,000	0	12,437,000
Change From Prior Adopted	1,935,000	0	0	0	0	0	0	0	1,935,000
Kindergarten and PreK Addition - Cranberry Station Elem.									
Prior Adopted	0	0	0	0	0	0	245,000	2,672,000	2,917,000
Adopted	2,211,751	1,430,249	0	0	0	0	245,000	0	3,887,000
Change From Prior Adopted	2,211,751	1,430,249	0	0	0	0	0	(2,672,000)	970,000
Kindergarten and PreK/PRIDE Addition - Friendship Valley Elem.									
Prior Adopted	0	0	0	0	0	0	364,000	4,544,000	4,908,000
Adopted	4,802,831	4,415,169	0	0	0	0	364,000	0	9,582,000
Change From Prior Adopted	4,802,831	4,415,169	0	0	0	0	0	(4,544,000)	4,674,000
Kindergarten and PreK Addition - Sandymount Elementary									
Prior Adopted	0	0	0	0	0	0	245,000	2,672,000	2,917,000
Adopted	3,618,033	2,892,967	0	0	0	0	245,000	0	6,756,000
Change From Prior Adopted	3,618,033	2,892,967	0	0	0	0	0	(2,672,000)	3,839,000
Kindergarten and PreK Addition - Taneytown Elementary									
Prior Adopted	0	0	0	0	0	0	288,000	3,148,000	3,436,000
Adopted	2,640,548	1,791,452	0	0	0	0	288,000	0	4,720,000
Change From Prior Adopted	2,640,548	1,791,452	0	0	0	0	0	(3,148,000)	1,284,000
Paving									
Prior Adopted	1,000,000	1,050,000	1,102,500	1,158,000	1,215,900	0	0	0	5,526,400
Adopted	1,000,000	1,050,000	1,103,000	1,158,000	1,216,000	1,277,000	0	0	6,804,000
Change From Prior Adopted	0	0	500	0	100	1,277,000	0	0	1,277,600
Prekindergarten Additions									
Prior Adopted	0	0	0	0	0	0	200,000	0	200,000
Adopted	755,000	4,459,000	8,432,000	4,816,000	0	0	200,000	0	18,662,000
Change From Prior Adopted	755,000	4,459,000	8,432,000	4,816,000	0	0	0	0	18,462,000
Relocatable Classrooms									
Prior Adopted	0	205,000	0	215,500	0	0	0	0	420,500
Adopted	300,000	315,000	331,000	348,000	365,000	383,000	0	0	2,042,000
Change From Prior Adopted	300,000	110,000	331,000	132,500	365,000	383,000	0	0	1,621,500

PUBLIC SCHOOLS

	FY25	FY26	FY27	FY28	FY29	FY30	Prior Allocation	Balance To Complete	Total Project Cost
Roof Repairs									
Prior Adopted	200,000	0	210,000	0	220,000	0	0	0	630,000
Adopted	0	0	0	0	0	0	0	0	0
Change From Prior Adopted	(200,000)	0	(210,000)	0	(220,000)	0	0	0	(630,000)
Roof Replacements									
Prior Adopted	2,918,000	7,747,000	7,628,000	3,957,000	816,000	0	0	0	23,066,000
Adopted	0	4,017,000	10,105,000	7,290,000	1,154,000	0	0	0	22,566,000
Change From Prior Adopted	(2,918,000)	(3,730,000)	2,477,000	3,333,000	338,000	0	0	0	(500,000)
Roof Replacement - North Carroll Middle									
Prior Adopted	0	0	0	0	0	0	0	0	0
Adopted	311,996	0	0	0	0	0	3,410,620	0	3,722,616
Change From Prior Adopted	311,996	0	0	0	0	0	3,410,620	0	3,722,616
Roof Replacement - Oklahoma Road Middle									
Prior Adopted	0	0	0	0	0	0	0	0	0
Adopted	3,948,000	4,217,000	0	0	0	0	0	0	8,165,000
Change From Prior Adopted	3,948,000	4,217,000	0	0	0	0	0	0	8,165,000
Roof Replacement - Spring Garden Elementary									
Prior Adopted	1,913,000	0	0	0	0	0	1,476,000	0	3,389,000
Adopted	2,464,110	0	0	0	0	0	1,476,000	0	3,940,110
Change From Prior Adopted	551,110	0	0	0	0	0	0	0	551,110
Sykesville Middle Addition									
Prior Adopted	0	0	0	0	0	0	0	0	0
Adopted	1,271,000	7,424,000	8,989,000	0	0	0	0	0	17,684,000
Change From Prior Adopted	1,271,000	7,424,000	8,989,000	0	0	0	0	0	17,684,000
Technology Improvements									
Prior Adopted	1,000,000	1,000,000	1,000,000	1,000,000	1,000,000	0	0	0	5,000,000
Adopted	1,000,000	1,000,000	1,000,000	1,000,000	1,000,000	1,000,000	0	0	6,000,000
Change From Prior Adopted	0	0	0	0	0	1,000,000	0	0	1,000,000
Transfer to Operating Budget for BOE Debt Service									
Prior Adopted	14,670,000	16,905,300	19,634,800	20,700,000	21,732,660	0	0	0	93,642,760
Adopted	14,129,320	15,960,840	18,107,480	21,341,990	22,989,530	20,808,940	0	0	113,338,100
Change From Prior Adopted	(540,680)	(944,460)	(1,527,320)	641,990	1,256,870	20,808,940	0	0	19,695,340
PUBLIC SCHOOLS TOTAL									
Prior Adopted	55,111,000	47,712,300	50,787,300	49,662,500	58,934,560	0	33,088,000	13,036,000	308,331,660
Adopted	48,340,609	77,161,377	70,365,480	56,503,990	57,856,530	51,572,940	36,498,620	0	398,299,546
Change From Prior Adopted	(6,770,391)	29,449,077	19,578,180	6,841,490	(1,078,030)	51,572,940	3,410,620	(13,036,000)	89,967,886

CONSERVATION AND OPEN SPACE

	FY25	FY26	FY27	FY28	FY29	FY30	Prior Allocation	Balance To Complete	Total Project Cost
Agricultural Land Preservation									
Prior Adopted	4,983,300	4,983,400	4,983,300	4,983,300	4,983,400	0	0	0	24,916,700
Adopted	3,433,300	2,433,400	2,433,300	2,433,300	2,433,400	2,433,300	0	0	15,600,000
Change From Prior Adopted	(1,550,000)	(2,550,000)	(2,550,000)	(2,550,000)	(2,550,000)	2,433,300	0	0	(9,316,700)
PFAS Remediation									
Prior Adopted	0	0	0	0	0	0	3,000,000	0	3,000,000
Adopted	2,000,000	0	0	0	0	0	3,000,000	0	5,000,000
Change From Prior Adopted	2,000,000	0	0	0	0	0	0	0	2,000,000
Stormwater Facility Renovation									
Prior Adopted	300,000	300,000	300,000	300,000	300,000	0	0	0	1,500,000
Adopted	300,000	310,000	318,000	328,000	338,000	348,000	0	0	1,942,000
Change From Prior Adopted	0	10,000	18,000	28,000	38,000	348,000	0	0	442,000
Watershed Assessment and Improvement (NPDES)									
Prior Adopted	3,557,010	3,690,010	3,824,500	3,960,720	4,125,000	0	0	0	19,157,240
Adopted	3,557,010	3,690,010	3,824,500	3,960,720	4,125,000	4,300,000	0	0	23,457,240
Change From Prior Adopted	0	0	0	0	0	4,300,000	0	0	4,300,000
CONSERVATION AND OPEN SPACE TOTAL									
Prior Adopted	8,840,310	8,973,410	9,107,800	9,244,020	9,408,400	0	3,000,000	0	48,573,940
Adopted	9,290,310	6,433,410	6,575,800	6,722,020	6,896,400	7,081,300	3,000,000	0	45,999,240
Change From Prior Adopted	450,000	(2,540,000)	(2,532,000)	(2,522,000)	(2,512,000)	7,081,300	0	0	(2,574,700)

ROADS

	FY25	FY26	FY27	FY28	FY29	FY30	Prior Allocation	Balance To Complete	Total Project Cost
Georgetown Boulevard Extension									
Prior Adopted	1,970,000	0	0	0	0	0	575,000	0	2,545,000
Adopted	1,970,000	0	0	0	0	0	575,000	0	2,545,000
Change From Prior Adopted	0	0	0	0	0	0	0	0	0
Highway Safety Improvements									
Prior Adopted	38,000	40,000	42,000	44,000	47,000	0	0	0	211,000
Adopted	38,000	40,000	42,000	44,000	47,000	50,000	0	0	261,000
Change From Prior Adopted	0	0	0	0	0	50,000	0	0	50,000
Market Street Extension									
Prior Adopted	0	0	0	0	0	0	2,491,005	0	2,491,005
Adopted	1,983,000	0	0	0	0	0	1,708,005	0	3,691,005
Change From Prior Adopted	1,983,000	0	0	0	0	0	(783,000)	0	1,200,000
Monroe Avenue Extension									
Prior Adopted	0	1,187,000	0	0	0	0	397,240	0	1,584,240
Adopted	0	1,364,000	0	0	0	0	397,240	0	1,761,240
Change From Prior Adopted	0	177,000	0	0	0	0	0	0	177,000
Pavement Management Program									
Prior Adopted	16,578,000	17,723,000	18,970,000	20,319,000	21,666,000	0	0	0	95,256,000
Adopted	16,578,000	17,723,000	18,970,000	20,319,000	21,666,000	23,182,000	0	0	118,438,000
Change From Prior Adopted	0	0	0	0	0	23,182,000	0	0	23,182,000
Pavement Preservation									
Prior Adopted	1,178,000	1,222,000	1,271,000	1,322,000	1,375,000	0	0	0	6,368,000
Adopted	1,178,000	1,222,000	1,271,000	1,322,000	1,375,000	1,428,000	0	0	7,796,000
Change From Prior Adopted	0	0	0	0	0	1,428,000	0	0	1,428,000
Public Works Unallocated									
Prior Adopted	0	0	0	0	0	0	0	0	0
Adopted	781,000	0	0	0	0	0	0	0	781,000
Change From Prior Adopted	781,000	0	0	0	0	0	0	0	781,000
Ramp and Sidewalk Upgrades									
Prior Adopted	96,000	103,000	109,000	114,000	119,500	0	0	0	541,500
Adopted	96,000	103,000	109,000	114,000	120,000	126,000	0	0	668,000
Change From Prior Adopted	0	0	0	0	500	126,000	0	0	126,500
Small Drainage Structures									
Prior Adopted	279,000	293,000	308,000	323,000	340,000	0	0	0	1,543,000
Adopted	200,000	210,000	221,000	232,000	244,000	256,000	0	0	1,363,000
Change From Prior Adopted	(79,000)	(83,000)	(87,000)	(91,000)	(96,000)	256,000	0	0	(180,000)
Storm Drain Rehabilitation									
Prior Adopted	279,000	293,000	308,000	323,000	340,000	0	0	0	1,543,000
Adopted	200,000	210,000	221,000	232,000	244,000	256,000	0	0	1,363,000
Change From Prior Adopted	(79,000)	(83,000)	(87,000)	(91,000)	(96,000)	256,000	0	0	(180,000)
Storm Drain Video Inspection									
Prior Adopted	169,000	177,000	186,000	195,000	205,000	0	0	0	932,000
Adopted	100,000	105,000	110,000	116,000	122,000	128,000	0	0	681,000
Change From Prior Adopted	(69,000)	(72,000)	(76,000)	(79,000)	(83,000)	128,000	0	0	(251,000)
ROADS TOTAL									
Prior Adopted	20,587,000	21,038,000	21,194,000	22,640,000	24,092,500	0	3,463,245	0	113,014,745
Adopted	23,124,000	20,977,000	20,944,000	22,379,000	23,818,000	25,426,000	2,680,245	0	139,348,245
Change From Prior Adopted	2,537,000	(61,000)	(250,000)	(261,000)	(274,500)	25,426,000	(783,000)	0	26,333,500

BRIDGES

	FY25	FY26	FY27	FY28	FY29	FY30	Prior Allocation	Balance To Complete	Total Project Cost
Bridge Inspection and Inventory									
Prior Adopted	34,000	35,000	36,000	37,000	38,000	0	0	0	180,000
Adopted	34,000	35,000	36,000	37,000	38,000	39,000	0	0	219,000
Change From Prior Adopted	0	0	0	0	0	39,000	0	0	39,000
Bridge Maintenance and Structural Repair									
Prior Adopted	89,000	94,000	99,000	104,000	110,000	0	0	0	496,000
Adopted	89,000	94,000	99,000	104,000	110,000	115,000	0	0	611,000
Change From Prior Adopted	0	0	0	0	0	115,000	0	0	115,000
Brown Road over Roaring Run									
Prior Adopted	0	0	2,112,000	0	0	0	530,000	0	2,642,000
Adopted	26,000	0	2,158,000	0	0	0	530,000	0	2,714,000
Change From Prior Adopted	26,000	0	46,000	0	0	0	0	0	72,000
Cleaning and Painting of Bridge Structural Steel									
Prior Adopted	271,000	284,000	298,000	313,000	329,000	0	0	0	1,495,000
Adopted	271,000	284,000	298,000	313,000	329,000	345,000	0	0	1,840,000
Change From Prior Adopted	0	0	0	0	0	345,000	0	0	345,000
Gaither Road over South Branch Patapsco									
Prior Adopted	464,000	0	0	2,420,000	0	0	0	0	2,884,000
Adopted	0	480,000	0	2,420,000	0	0	0	0	2,900,000
Change From Prior Adopted	(464,000)	480,000	0	0	0	0	0	0	16,000
Hawks Hill Road over Little Pipe Creek Tributary									
Prior Adopted	0	847,000	0	0	0	0	302,000	0	1,149,000
Adopted	875,000	0	0	0	0	0	302,000	0	1,177,000
Change From Prior Adopted	875,000	(847,000)	0	0	0	0	0	0	28,000
Hughes Shop Road over Bear Branch Road									
Prior Adopted	703,000	0	0	0	0	0	1,698,000	0	2,401,000
Adopted	703,000	0	0	0	0	0	1,698,000	0	2,401,000
Change From Prior Adopted	0	0	0	0	0	0	0	0	0
McKinstry's Mill Road over Little Pipe Creek									
Prior Adopted	0	480,000	0	2,091,000	0	0	0	0	2,571,000
Adopted	464,000	0	0	2,091,000	0	0	0	0	2,555,000
Change From Prior Adopted	464,000	(480,000)	0	0	0	0	0	0	(16,000)
McKinstry's Mill Road over Sams Creek									
Prior Adopted	511,000	0	0	0	0	0	1,154,000	0	1,665,000
Adopted	511,000	0	0	0	0	0	1,154,000	0	1,665,000
Change From Prior Adopted	0	0	0	0	0	0	0	0	0
McKinstry's Mill Road over Tributary to Little Pipe Creek									
Prior Adopted	0	301,000	0	0	971,000	0	0	0	1,272,000
Adopted	0	301,000	0	0	971,000	0	0	0	1,272,000
Change From Prior Adopted	0	(301,000)	0	0	(971,000)	0	0	0	(1,272,000)
Old Keys Mill Road over Beaver Run									
Prior Adopted	0	0	570,000	0	2,233,000	0	0	0	2,803,000
Adopted	0	0	570,000	0	2,233,000	0	0	0	2,803,000
Change From Prior Adopted	0	0	0	0	0	0	0	0	0

BRIDGES

	FY25	FY26	FY27	FY28	FY29	FY30	Prior Allocation	Balance To Complete	Total Project Cost
Patapsco Road over E. Branch Patapsco									
Prior Adopted	1,596,000	0	0	0	0	0	603,000	0	2,199,000
Adopted	2,045,000	0	0	0	0	0	603,000	0	2,648,000
Change From Prior Adopted	449,000	0	0	0	0	0	0	0	449,000
Stem Road over Wolf Pit Branch									
Prior Adopted	0	956,000	0	0	0	0	288,000	0	1,244,000
Adopted	1,010,000	0	0	0	0	0	288,000	0	1,298,000
Change From Prior Adopted	1,010,000	(956,000)	0	0	0	0	0	0	54,000
Stone Chapel Road over Little Pipe Creek									
Prior Adopted	712,000	0	0	0	0	0	922,000	0	1,634,000
Adopted	1,158,000	0	0	0	0	0	922,000	0	2,080,000
Change From Prior Adopted	446,000	0	0	0	0	0	0	0	446,000
Woodbine Road over S. Branch Patapsco									
Prior Adopted	0	0	0	0	0	0	0	0	0
Adopted	0	1,121,000	0	0	0	6,367,000	0	0	7,488,000
Change From Prior Adopted	0	1,121,000	0	0	0	6,367,000	0	0	7,488,000
BRIDGES TOTAL									
Prior Adopted	4,380,000	2,997,000	3,115,000	4,965,000	3,681,000	0	5,497,000	0	24,635,000
Adopted	7,186,000	2,315,000	3,161,000	4,965,000	3,681,000	6,866,000	5,497,000	0	33,671,000
Change From Prior Adopted	2,806,000	(682,000)	46,000	0	0	6,866,000	0	0	9,036,000

RECREATION AND CULTURE

	FY25	FY26	FY27	FY28	FY29	FY30	Prior Allocation	Balance To Complete	Total Project Cost
Community Self-Help Projects									
Prior Adopted	92,000	95,000	98,000	101,000	104,000	0	0	0	490,000
Adopted	125,000	131,000	138,000	145,000	152,000	160,000	0	0	851,000
Change From Prior Adopted	33,000	36,000	40,000	44,000	48,000	160,000	0	0	361,000
Freedom Park Field Light Replacement									
Prior Adopted	0	0	0	0	0	0	0	0	0
Adopted	0	0	0	0	600,000	320,000	0	1,814,900	2,734,900
Change From Prior Adopted	0	0	0	0	600,000	320,000	0	1,814,900	2,734,900
Hashawha Waterless Restroom									
Prior Adopted	0	0	0	246,000	0	0	0	0	246,000
Adopted	0	0	0	0	0	0	0	0	0
Change From Prior Adopted	0	0	0	(246,000)	0	0	0	0	(246,000)
Land Acquisition									
Prior Adopted	348,000	355,000	362,000	370,000	378,000	0	0	0	1,813,000
Adopted	217,000	217,000	217,000	217,000	217,000	217,000	0	0	1,302,000
Change From Prior Adopted	(131,000)	(138,000)	(145,000)	(153,000)	(161,000)	217,000	0	0	(511,000)
Northwest Regional Park									
Prior Adopted	830,000	0	0	0	0	0	305,000	0	1,135,000
Adopted	0	0	0	0	0	0	0	0	0
Change From Prior Adopted	(830,000)	0	0	0	0	0	(305,000)	0	(1,135,000)
Outdoor Basketball Court Additions									
Prior Adopted	0	0	0	0	250,000	0	0	0	250,000
Adopted	0	0	0	0	0	0	0	0	0
Change From Prior Adopted	0	0	0	0	(250,000)	0	0	0	(250,000)
Park Restoration									
Prior Adopted	249,000	261,000	274,000	288,000	302,000	0	0	0	1,374,000
Adopted	249,000	261,000	274,000	288,000	302,000	317,000	0	0	1,691,000
Change From Prior Adopted	0	0	0	0	0	317,000	0	0	317,000
Pavilion Replacements									
Prior Adopted	0	290,000	0	0	0	0	0	0	290,000
Adopted	0	457,000	0	0	0	0	0	0	457,000
Change From Prior Adopted	0	167,000	0	0	0	0	0	0	167,000
Piney Run Park Pavilion Road Paving									
Prior Adopted	0	0	0	0	0	0	213,000	0	213,000
Adopted	100,000	0	0	0	0	0	213,000	0	313,000
Change From Prior Adopted	100,000	0	0	0	0	0	0	0	100,000
Sports Complex Field Improvements									
Prior Adopted	0	0	385,000	0	0	0	0	0	385,000
Adopted	1,700,000	0	730,000	0	0	0	0	0	2,430,000
Change From Prior Adopted	1,700,000	0	345,000	0	0	0	0	0	2,045,000
Tot Lot Replacement									
Prior Adopted	97,000	102,000	107,000	500,000	118,000	0	0	0	924,000
Adopted	279,000	200,000	0	610,000	0	250,000	0	0	1,339,000
Change From Prior Adopted	182,000	98,000	(107,000)	110,000	(118,000)	250,000	0	0	415,000
Town Fund									
Prior Adopted	19,400	19,800	20,200	20,600	21,000	0	0	0	101,000
Adopted	26,000	12,100	12,100	12,100	12,100	12,100	0	0	86,500
Change From Prior Adopted	6,600	(7,700)	(8,100)	(8,500)	(8,900)	12,100	0	0	(14,500)
Union Mills Recreation Area									
Prior Adopted	0	0	0	0	376,000	0	0	0	376,000
Adopted	0	0	0	0	0	0	0	0	0
Change From Prior Adopted	0	0	0	0	(376,000)	0	0	0	(376,000)
RECREATION AND CULTURE TOTAL									
Prior Adopted	1,635,400	1,122,800	1,246,200	1,525,600	1,549,000	0	518,000	0	7,597,000
Adopted	2,696,000	1,278,100	1,371,100	1,272,100	1,283,100	1,276,100	213,000	1,814,900	11,204,400
Change From Prior Adopted	1,060,600	155,300	124,900	(253,500)	(265,900)	1,276,100	(305,000)	1,814,900	3,607,400

GENERAL GOVERNMENT

	FY25	FY26	FY27	FY28	FY29	FY30	Prior Allocation	Balance To Complete	Total Project Cost
Carroll Community College Technology									
Prior Adopted	0	0	0	350,000	350,000	0	2,800,000	0	3,500,000
Adopted	0	0	0	350,000	350,000	350,000	2,800,000	0	3,850,000
Change From Prior Adopted	0	0	0	0	0	350,000	0	0	350,000
County Building Systemic Renovations									
Prior Adopted	1,081,000	1,135,000	1,192,000	1,252,000	1,314,000	0	0	0	5,974,000
Adopted	1,500,000	1,575,000	1,654,000	1,737,000	1,824,000	1,915,000	0	0	10,205,000
Change From Prior Adopted	419,000	440,000	462,000	485,000	510,000	1,915,000	0	0	4,231,000
County Technology									
Prior Adopted	1,409,000	1,451,000	1,495,000	1,540,000	1,587,000	0	0	0	7,482,000
Adopted	1,437,000	1,508,000	1,584,000	1,663,000	1,746,000	1,833,000	0	0	9,771,000
Change From Prior Adopted	28,000	57,000	89,000	123,000	159,000	1,833,000	0	0	2,289,000
Detention Center Access System Replacement									
Prior Adopted	0	0	0	0	0	0	400,000	0	400,000
Adopted	100,000	0	0	0	0	0	400,000	0	500,000
Change From Prior Adopted	100,000	0	0	0	0	0	0	0	100,000
Facilities Storage Building									
Prior Adopted	0	0	0	0	0	0	0	0	0
Adopted	330,000	0	0	0	0	0	0	0	330,000
Change From Prior Adopted	330,000	0	0	0	0	0	0	0	330,000
Fire and EMS - Regional Water Supply									
Prior Adopted	250,000	0	262,500	0	276,000	0	0	0	788,500
Adopted	152,000	160,000	168,000	176,000	185,000	194,000	0	0	1,035,000
Change From Prior Adopted	(98,000)	160,000	(94,500)	176,000	(91,000)	194,000	0	0	246,500
Fire and EMS - Self-Contained Breathing Apparatus Replacement									
Prior Adopted	287,000	301,000	316,000	332,000	349,000	0	0	0	1,585,000
Adopted	518,000	544,000	572,000	601,000	631,000	663,000	0	0	3,529,000
Change From Prior Adopted	231,000	243,000	256,000	269,000	282,000	663,000	0	0	1,944,000
Fleet Lift Replacements									
Prior Adopted	0	0	295,000	0	0	0	0	0	295,000
Adopted	0	0	275,000	0	0	0	0	0	275,000
Change From Prior Adopted	0	0	(20,000)	0	0	0	0	0	(20,000)
General Government Unallocated									
Prior Adopted	0	0	0	0	0	0	0	0	0
Adopted	4,000,000	0	0	0	0	0	0	0	4,000,000
Change From Prior Adopted	4,000,000	0	0	0	0	0	0	0	4,000,000
Generator Replacement									
Prior Adopted	176,400	185,300	188,000	198,000	207,000	0	0	0	954,700
Adopted	175,000	150,000	150,000	125,000	125,000	125,000	0	0	850,000
Change From Prior Adopted	(1,400)	(35,300)	(38,000)	(73,000)	(82,000)	125,000	0	0	(104,700)
Land Management System Migration									
Prior Adopted	0	0	0	0	0	0	0	0	0
Adopted	330,000	0	0	0	0	0	0	0	330,000
Change From Prior Adopted	330,000	0	0	0	0	0	0	0	330,000
Library Technology									
Prior Adopted	100,000	100,000	100,000	100,000	150,000	0	0	0	550,000
Adopted	100,000	100,000	100,000	100,000	150,000	150,000	0	0	700,000
Change From Prior Adopted	0	0	0	0	0	150,000	0	0	150,000
Maintenance Center Fuel Tank Replacement									
Prior Adopted	0	0	0	0	0	0	0	0	0
Adopted	1,450,000	0	0	0	0	0	0	0	1,450,000
Change From Prior Adopted	1,450,000	0	0	0	0	0	0	0	1,450,000
Parking Lot Overlays									
Prior Adopted	311,000	326,000	342,000	359,000	377,000	0	0	0	1,715,000
Adopted	335,000	353,000	371,000	390,000	410,000	431,000	0	0	2,290,000
Change From Prior Adopted	24,000	27,000	29,000	31,000	33,000	431,000	0	0	575,000

GENERAL GOVERNMENT

	FY25	FY26	FY27	FY28	FY29	FY30	Prior Allocation	Balance To Complete	Total Project Cost
Payroll/Human Resources System Replacement									
Prior Adopted	0	0	0	0	0	0	1,100,000	0	1,100,000
Adopted	150,000	0	0	0	0	0	1,100,000	0	1,250,000
Change From Prior Adopted	150,000	0	0	0	0	0	0	0	150,000
Piney Run Dam Rehabilitation									
Prior Adopted	0	0	0	0	0	0	1,690,000	0	1,690,000
Adopted	1,500,000	0	0	0	0	0	1,690,000	0	3,190,000
Change From Prior Adopted	1,500,000	0	0	0	0	0	0	0	1,500,000
Public Safety Emergency Communication Radios									
Prior Adopted	680,800	701,000	722,000	758,100	780,900	0	0	0	3,642,800
Adopted	690,000	710,000	732,000	768,000	790,000	815,000	0	0	4,505,000
Change From Prior Adopted	9,200	9,000	10,000	9,900	9,100	815,000	0	0	862,200
PUREWater Westminster									
Prior Adopted	0	0	0	0	0	0	0	0	0
Adopted	1,500,000	0	0	0	0	0	0	0	1,500,000
Change From Prior Adopted	1,500,000	0	0	0	0	0	0	0	1,500,000
Sheriff's Office - Headquarters									
Prior Adopted	0	0	0	0	0	0	30,350,000	0	30,350,000
Adopted	9,000,000	0	0	0	0	0	30,350,000	0	39,350,000
Change From Prior Adopted	9,000,000	0	0	0	0	0	0	0	9,000,000
GENERAL GOVERNMENT TOTAL									
Prior Adopted	4,295,200	4,199,300	4,912,500	4,889,100	5,390,900	0	36,340,000	0	60,027,000
Adopted	23,267,000	5,100,000	5,606,000	5,910,000	6,211,000	6,476,000	36,340,000	0	88,910,000
Change From Prior Adopted	18,971,800	900,700	693,500	1,020,900	820,100	6,476,000	0	0	28,883,000

AIRPORT ENTERPRISE FUND

	FY25	FY26	FY27	FY28	FY29	FY30	Prior Allocation	Balance To Complete	Total Project Cost
--	------	------	------	------	------	------	------------------	---------------------	--------------------

Grounds and Maintenance Equipment

Prior Adopted	36,000	36,000	36,000	36,000	36,000	0	0	0	216,000
Adopted	36,000	36,000	36,000	36,000	36,000	36,000	0	0	216,000
Change From Prior Adopted	0	0	0	0	0	36,000	0	0	36,000

AIRPORT ENTERPRISE FUND TOTAL

Prior Adopted	36,000	36,000	36,000	36,000	36,000	0	0	0	216,000
Adopted	36,000	36,000	36,000	36,000	36,000	36,000	0	0	216,000
Change From Prior Adopted	0	0	0	0	0	36,000	0	0	0

FIBER NETWORK ENTERPRISE FUND

	FY25	FY26	FY27	FY28	FY29	FY30	Prior Allocation	Balance To Complete	Total Project Cost
--	------	------	------	------	------	------	------------------	---------------------	--------------------

CCPN Equipment Replacement

Prior Adopted	0	55,000	0	1,177,000	0	0	0	0	1,232,000
Adopted	860,000	337,000	354,000	372,000	391,000	411,000	0	0	2,725,000
Change From Prior Adopted	860,000	282,000	354,000	(805,000)	391,000	411,000	0	0	1,493,000

FIBER NETWORK TOTAL

Prior Adopted	0	55,000	0	1,177,000	0	0	0	0	1,232,000
Proposed	860,000	337,000	354,000	372,000	391,000	411,000	0	0	2,725,000
Change From Prior Adopted	860,000	282,000	354,000	(805,000)	391,000	411,000	0	0	1,493,000

UTILITIES ENTERPRISE FUND

	FY25	FY26	FY27	FY28	FY29	FY30	Prior Allocation	Balance To Complete	Total Project Cost
County Sewer Line Rehabilitation and Replacement									
Prior Adopted	505,000	530,000	556,000	583,000	612,000	0	1,924,000	0	4,710,000
Adopted	505,000	530,000	556,000	583,000	612,000	642,000	1,924,000	0	5,352,000
Change From Prior Adopted	0	0	0	0	0	642,000	0	0	642,000
County Water Line Rehabilitation and Replacement									
Prior Adopted	200,000	400,000	800,000	1,200,000	1,260,000	0	3,533,000	0	7,393,000
Adopted	200,000	400,000	800,000	1,200,000	1,260,000	1,320,000	3,533,000	0	8,713,000
Change From Prior Adopted	0	0	0	0	0	1,320,000	0	0	1,320,000
Freedom Water Treatment Plant Equipment Replacement									
Prior Adopted	110,000	110,000	120,000	120,000	120,000	0	1,018,490	0	1,598,490
Adopted	110,000	110,000	120,000	120,000	120,000	130,000	1,018,490	0	1,728,490
Change From Prior Adopted	0	0	0	0	0	130,000	0	0	130,000
Freedom Water Treatment Plant Membrane Replacement									
Prior Adopted	206,000	206,000	206,000	206,000	206,000	0	2,111,250	0	3,141,250
Adopted	206,000	206,000	206,000	206,000	206,000	206,000	2,111,250	0	3,347,250
Change From Prior Adopted	0	0	0	0	0	206,000	0	0	206,000
Freedom Water Treatment Plant Water Pump Replacement									
Prior Adopted	0	0	0	0	0	0	500,000	0	500,000
Adopted	850,000	0	0	0	0	0	500,000	0	1,350,000
Change From Prior Adopted	850,000	0	0	0	0	0	0	0	850,000
Liberty Tank Booster Station									
Prior Adopted	3,600,000	0	0	0	0	0	300,000	0	3,900,000
Adopted	3,600,000	0	0	0	0	0	300,000	0	3,900,000
Change From Prior Adopted	0	0	0	0	0	0	0	0	0
Patapsco Valley Pump Station Rehabilitation									
Prior Adopted	250,000	0	0	0	0	0	0	0	250,000
Adopted	320,000	0	0	0	0	0	0	0	320,000
Change From Prior Adopted	70,000	0	0	0	0	0	0	0	70,000
Pump Station Equipment Replacement									
Prior Adopted	75,000	100,000	125,000	150,000	175,000	0	831,695	0	1,456,695
Adopted	75,000	100,000	125,000	150,000	175,000	200,000	831,695	0	1,656,695
Change From Prior Adopted	0	0	0	0	0	200,000	0	0	200,000
Stone Manor Pump Replacement									
Prior Adopted	0	0	0	0	0	0	0	0	0
Adopted	0	0	0	0	0	355,000	0	0	355,000
Change From Prior Adopted	0	0	0	0	0	355,000	0	0	355,000
Tank Inspection and Rehabilitation									
Prior Adopted	289,000	303,000	318,000	334,000	351,000	0	4,903,032	0	6,498,032
Adopted	289,000	303,000	318,000	334,000	351,000	150,000	4,903,032	0	6,648,032
Change From Prior Adopted	0	0	0	0	0	150,000	0	0	150,000

UTILITIES ENTERPRISE FUND

	FY25	FY26	FY27	FY28	FY29	FY30	Prior Allocation	Balance To Complete	Total Project Cost
--	------	------	------	------	------	------	------------------	---------------------	--------------------

Water Main Valve Replacement and Rehabilitation

Prior Adopted	322,000	332,000	342,000	352,000	363,000	0	3,072,700	0	4,783,700
Adopted	322,000	332,000	342,000	352,000	363,000	380,000	3,072,700	0	5,163,700
Change From Prior Adopted	0	0	0	0	0	380,000	0	0	380,000

Water Meter System Upgrade

Prior Adopted	310,000	0	0	0	0	0	0	0	310,000
Adopted	310,000	0	0	0	0	0	0	0	310,000
Change From Prior Adopted	0	0	0	0	0	0	0	0	0

Water Meters

Prior Adopted	572,000	611,000	655,000	699,000	759,000	0	8,264,660	0	11,560,660
Adopted	572,000	611,000	655,000	699,000	759,000	811,000	8,264,660	0	12,371,660
Change From Prior Adopted	0	0	0	0	0	811,000	0	0	811,000

Water Service Line Replacement

Prior Adopted	249,000	262,000	275,000	289,000	303,000	0	2,836,200	0	4,214,200
Adopted	249,000	262,000	275,000	289,000	303,000	318,000	2,836,200	0	4,532,200
Change From Prior Adopted	0	0	0	0	0	318,000	0	0	318,000

UTILITIES ENTERPRISE FUND TOTAL

Prior Adopted	6,688,000	2,854,000	3,397,000	3,933,000	4,149,000	0	29,295,026	0	50,316,026
Adopted	7,608,000	2,854,000	3,397,000	3,933,000	4,149,000	4,512,000	29,295,026	0	55,748,026
Change From Prior Adopted	920,000	0	0	0	0	4,512,000	0	0	5,432,000

ALL FUNDS
AND
CAPITAL BUDGET SUMMARY

FY23 - FY25 All Funds Revenue Summary

Revenue Source	Fiscal Year			\$ Change FY24 to FY25
	2023 Budget	2024 Budget	2025 Budget	
Capital Fund				
Local	\$78,094,452	\$130,696,768	\$89,331,980	(\$41,364,788)
State	31,713,877	28,136,291	20,390,289	(7,746,002)
Federal	2,744,600	1,424,000	3,816,400	2,392,400
Other	514,197	520,257	365,250	(155,007)
Total Capital Fund Sources	\$113,067,126	\$160,777,316	\$113,903,919	(\$46,873,397)
Airport Enterprise Fund				
Local-Enterprise Fund	\$272,000	\$36,000	\$36,000	\$0
Total Airport Enterprise Fund Sources	\$272,000	\$36,000	\$36,000	\$0
Fiber Enterprise Fund				
Local-Enterprise Fund	\$0	\$0	\$860,000	\$860,000
Total Fiber Enterprise Fund Sources	\$0	\$0	\$860,000	\$860,000
Solid Waste Enterprise Fund				
Local-Enterprise Fund	\$4,510,000	\$1,000,000	\$0	(\$1,000,000)
Total Solid Waste Enterprise Fund Sources	\$4,510,000	\$1,000,000	\$0	(\$1,000,000)
Utilities Enterprise Fund				
Local-Enterprise Fund	\$15,852,514	\$6,013,319	\$7,608,000	\$1,594,681
Total Utilities Enterprise Fund Sources	\$15,852,514	\$6,013,319	\$7,608,000	\$1,594,681
Total Revenues	\$133,701,640	\$167,826,636	\$122,407,919	(\$45,418,717)

FY23 - FY25 All Funds Appropriations Summary

Appropriation	Fiscal Year			\$ Change FY24 to FY25
	2023 Budget	2024 Budget	2025 Budget	
Capital Fund	\$113,067,126	\$160,777,316	\$113,903,919	(\$46,873,397)
Airport Enterprise Fund	272,000	36,000	36,000	0
Fiber Enterprise Fund	0	0	860,000	860,000
Solid Waste Enterprise Fund	4,510,000	1,000,000	0	(1,000,000)
Utilities Enterprise Fund	15,852,514	6,013,319	7,608,000	1,594,681
Total Appropriations	\$133,701,640	\$167,826,636	\$122,407,919	(\$45,418,717)

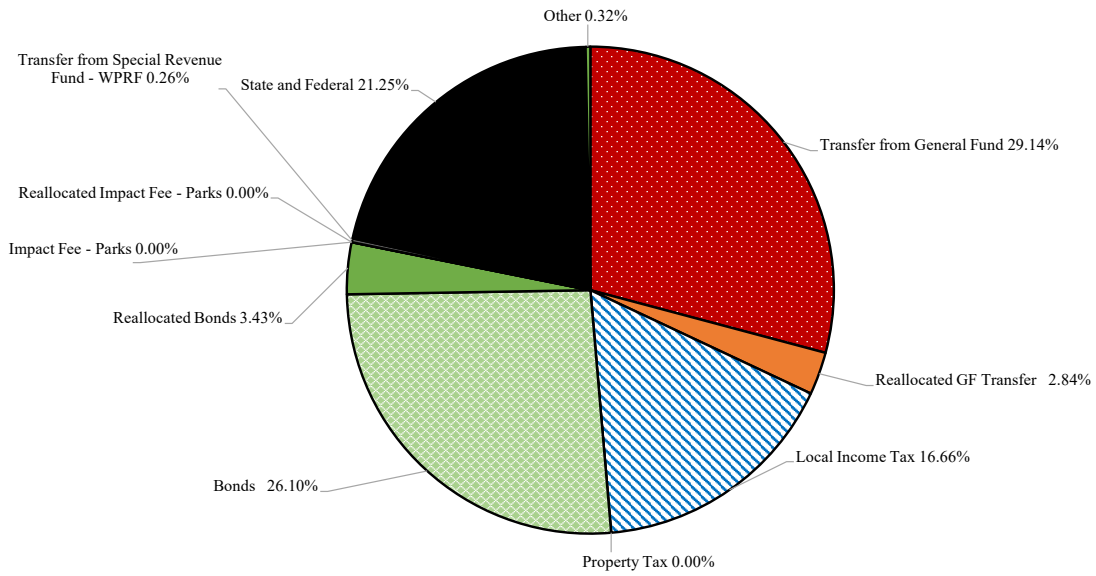
FY23 - FY25 Capital Fund Revenues

Revenue Source	Fiscal Year			\$ Change FY24 to FY25
	2023 Budget	2024 Budget	2025 Budget	
Local				
Transfer from General Fund	\$30,861,080	\$55,236,700	\$33,196,560	(\$22,040,140)
Reallocated GF Transfer	240,673	2,272,618	3,230,440	957,821
Local Income Tax	12,602,160	16,238,000	18,978,320	2,740,320
Property Tax	2,456,972	1,500,000	0	(1,500,000)
Bonds	28,449,945	54,768,342	29,728,758	(25,039,584)
Reallocated Bonds	2,918,913	287,958	3,906,142	3,618,184
Impact Fee - Parks	236,047	(85,000)	0	85,000
Reallocated Impact Fee - Parks	63,953	200,000	0	(200,000)
Transfer from Special Revenue Fund - WPRF	264,710	278,150	291,760	13,610
LOCAL TOTAL	\$78,094,452	\$130,696,768	\$89,331,980	(\$41,364,788)
State				
State Highway Administration	\$176,000	\$176,000	\$176,000	\$0
Highway User Revenue	2,200,000	3,200,000	4,168,000	968,000
Reallocated Highway User Revenue	710,680	0	0	0
Program Open Space	909,400	914,300	2,107,000	1,192,700
Ag. Preservation (MALPF)	500,000	1,000,000	1,000,000	0
Ag. Transfer Tax	500,000	400,000	100,000	(300,000)
State School Construction	19,848,797	21,445,991	12,839,289	(8,606,702)
MD Higher Education Commission	3,119,000	0	0	0
State	500,000	0	0	0
State Miscellaneous Grants	3,250,000	1,000,000	0	(1,000,000)
STATE TOTAL	\$31,713,877	\$28,136,291	\$20,390,289	(\$7,746,002)
Federal				
Federal Highway/Bridge	\$1,402,600	\$1,424,000	\$3,816,400	\$2,392,400
Department of Agriculture	1,342,000	0	0	0
FEDERAL TOTAL	\$2,744,600	\$1,424,000	\$3,816,400	\$2,392,400
Other				
Developer Contribution	\$172,407	\$172,407	\$0	(\$172,407)
Reallocated Developer Contribution	10,500	0	0	0
Municipal	331,290	347,850	365,250	17,400
OTHER TOTAL	\$514,197	\$520,257	\$365,250	(\$155,007)
TOTAL REVENUES	\$113,067,126	\$160,777,316	\$113,903,919	(\$46,873,397)

Capital Fund Revenues

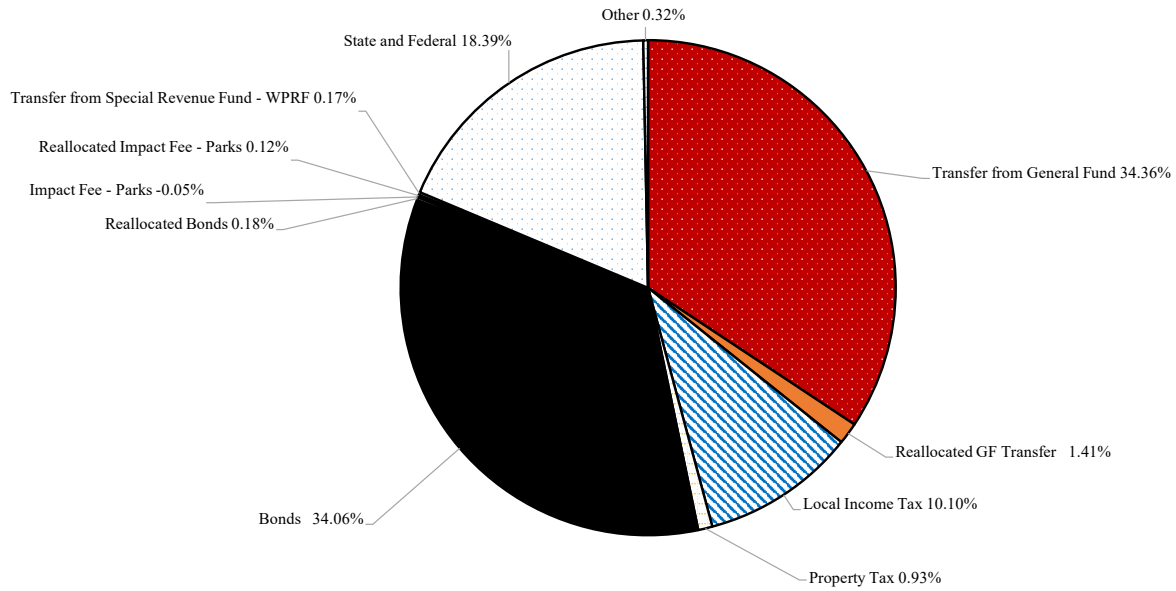
Fiscal Year 2025 Budget

\$113,903,919



Fiscal Year 2024 Budget

\$160,777,316



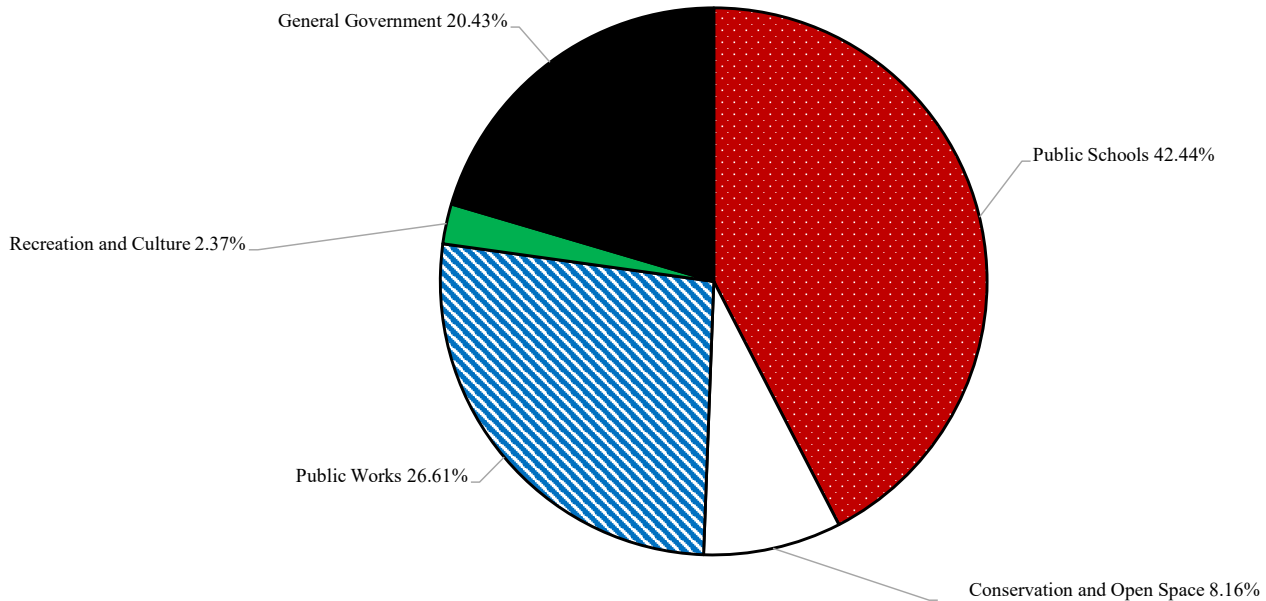
FY23 - FY25 Capital Fund Appropriations

Appropriation Area	Fiscal Year			\$ Change FY24 to FY25
	2023 Budget	2024 Budget	2025 Budget	
<u>Public Schools</u>	\$42,097,957	\$58,927,991	\$48,340,609	(\$10,587,382)
<u>Conservation and Open Space</u>	13,012,189	14,732,310	9,290,310	(5,442,000)
<u>Public Works</u>				
Roads	18,632,500	20,452,000	23,124,000	2,672,000
Bridges	1,895,000	2,309,000	7,186,000	4,877,000
Public Works Total	20,527,500	22,761,000	30,310,000	7,549,000
<u>Recreation and Culture</u>	2,744,000	1,570,016	2,696,000	1,125,984
<u>General Government</u>				
County Facilities/Infrastructure	7,490,000	29,418,000	7,207,000	(22,211,000)
Criminal Justice/Public Safety	8,450,000	28,283,000	10,460,000	(17,823,000)
Farm Museum	575,000	0	0	0
Carroll Community College	8,988,000	850,000	0	(850,000)
Libraries/Senior Centers	1,182,480	100,000	100,000	0
Unallocated/Other	8,000,000	4,135,000	5,500,000	1,365,000
General Government Total	34,685,480	62,786,000	23,267,000	(11,418,480)
Total Appropriations	\$113,067,126	\$160,777,316	\$113,903,919	(\$46,873,397)

Capital Fund Appropriations

Fiscal Year 2025 Budget

\$113,903,919



This chart shows appropriations to the five principal groupings in the Capital Fund.

Public Schools includes Board of Education construction, renovation, and modernization projects.

Conservation includes agricultural land preservation and easement programs, NPDES compliance projects, water development, and acquisition of property for other County uses, which may include future roadway easements and public facilities.

Public Works includes projects for the maintenance and construction of roads and bridges.

Recreation and Culture includes the purchase of park land, development and restoration of parks, and preservation of Union Mills Homestead.

General Government includes projects for Public Safety, Carroll Community College, Carroll County Public Library, State's Attorney's Office, Technology Services, Senior Centers, Farm Museum, Board of Elections, Sheriff's Office, and other County needs and improvements.

Community Investment Plan - Schedule of Reappropriations
Fiscal Year 2025

Reappropriations are a transfer of funds. They may occur when there are unspent budgeted funds from a completed or cancelled project, or when there is an unallocated project that holds funds for future use.

Capital Fund

Project		Source/Amount		
From	To	Local	Bonds	Other
8730 EMS Pagers	8819 Public Safety Emergency Communication Radios	\$100,102.00		
9139 Recreation and Parks Unallocated	8988 Sports Complex Field Improvements	20,000.00		
8725 Trail Development	9925 Town Fund	12,925.23		
8817 Election Pollbook and Printers	8990 Land Management System Migration	117,471.96		
8274 Records Management	8990 Land Management System Migration	63,950.15		
8889 Gravel Roads	9902 Public Works Unallocated	781,000.00		
8506 Gorsuch Road Relocation	8626 Ramps and Sidewalks		\$7,801.81	
8767 Pavement Management 19	8891 Hawks Hill Road over Little Pipe		875,000.00	
8767 Pavement Management 19	9590 Stem Road over Wolf Pit Branch		1,010,000.00	
8767 Pavement Management 19	8588 Stone Chapel Road over Little Pipe		370,400.00	
8629 Transportation State Projects	8850 Detention Center Access System Replacement	100,000.00		
8629 Transportation State Projects	8590 Payroll/Human Resources System Replacement	150,000.00		
8813 Pavement Management 20	8933 Patapsco Road over E. Branch Patapsco		106,600.00	
8934 Upper Beckleysville Road over Murphy Run	8933 Patapsco Road over E. Branch Patapsco		418,000.00	
8629 Transportation State Projects	9648 County Technology	684,990.20		
8318 Market Street Extension	8985 Pavement Management		783,000.00	
8587 Johnsville Road Sidewalk	8626 Ramps and Sidewalks		5,340.49	
8845 Pavement Management 21	8995 Facilities Storage Building		330,000.00	
9847 Small Drainage Structures	8318 Market Street Extension	200,000.00		
8627 Storm Drain Rehabilitation	8318 Market Street Extension	1,000,000.00		
Total		\$3,230,439.54	\$3,906,142.30	\$0.00

Community Investment Plan For Fiscal Year 2025

	Total FY25
<u>PUBLIC SCHOOLS</u>	
Freedom Elementary Addition	\$523,000
HVAC System Replacement - Carroll Springs	319,300
HVAC System Replacement - Mount Airy Elementary	7,110,720
HVAC System Replacement - Oklahoma Road Middle	1,935,000
Kindergarten and PreK Addition - Cranberry Station Elem.	2,211,751
Kindergarten and PreK/PRIDE Addition - Friendship Valley Elem.	4,802,831
Kindergarten and PreK Addition - Sandymount Elementary	3,618,033
Kindergarten and PreK Addition - Taneytown Elementary	2,640,548
Paving	1,000,000
Prekindergarten Additions	755,000
Relocatable Classrooms	300,000
Roof Replacement - North Carroll Middle	311,996
Roof Replacement - Oklahoma Road Middle	3,948,000
Roof Replacement - Spring Garden Elementary	2,464,110
Sykesville Middle Addition	1,271,000
Technology Improvements	1,000,000
Transfer to Operating Budget for BOE Debt Service	14,129,320
PUBLIC SCHOOLS TOTAL	\$48,340,609
<u>CONSERVATION AND OPEN SPACE</u>	
Agricultural Land Preservation	\$3,433,300
PFAS Remediation	2,000,000
Stormwater Facility Renovation	300,000
Watershed Assessment and Improvement (NPDES)	3,557,010
CONSERVATION AND OPEN SPACE TOTAL	\$9,290,310
<u>PUBLIC WORKS</u>	
- ROADS -	
Georgetown Boulevard Extension	\$1,970,000
Highway Safety Improvements	38,000
Market Street Extension	1,983,000
Pavement Management Program	16,578,000
Pavement Preservation	1,178,000
Public Works Unallocated	781,000
Ramp and Sidewalk Upgrades	96,000
Small Drainage Structures	200,000
Storm Drain Rehabilitation	200,000
Storm Drain Video Inspection	100,000
	<u>\$23,124,000</u>
- BRIDGES -	
Bridge Inspection and Inventory	\$34,000
Bridge Maintenance and Structural Repair	89,000
Brown Road over Roaring Run	26,000
Cleaning and Painting of Bridge Structural Steel	271,000
Hawks Hill Road over Little Pipe Creek Tributary	875,000
Hughes Shop Road over Bear Branch Road	703,000
McKinstry's Mill Road over Little Pipe Creek	464,000
McKinstry's Mill Road over Sams Creek	511,000
Patapsco Road over E. Branch Patapsco	2,045,000
Stem Road over Wolf Pit Branch	1,010,000
Stone Chapel Road over Little Pipe Creek	1,158,000
	<u>\$7,186,000</u>
PUBLIC WORKS TOTAL	\$30,310,000
<u>RECREATION AND CULTURE</u>	
Community Self-Help Projects	\$125,000
Land Acquisition	217,000
Park Restoration	249,000
Piney Run Park Pavilion Road Paving	100,000
Sports Complex Field Improvements	1,700,000
Tot Lot Replacement	279,000
Town Fund	26,000
RECREATION AND CULTURE TOTAL	\$2,696,000
<u>GENERAL GOVERNMENT</u>	
County Building Systemic Renovations	\$1,500,000
County Technology	1,437,000
Detention Center Access System Replacement	100,000
Facilities Storage Building	330,000
Fire and EMS - Regional Water Supply	152,000
Fire and EMS - Self-Contained Breathing Apparatus Replacement	518,000
General Government Unallocated	4,000,000
Generator Replacement	175,000
Land Management System Migration	330,000
Library Technology	100,000
Maintenance Center Fuel Tank Replacement	1,450,000
Parking Lot Overlays	335,000
Payroll/Human Resources System Replacement	150,000
Piney Run Dam Rehabilitation	1,500,000
Public Safety Emergency Communication Radios	690,000
PUREWater Westminster	1,500,000
Sheriff's Office - Headquarters	9,000,000
GENERAL GOVERNMENT TOTAL	\$23,267,000
GRAND TOTAL	\$113,903,919

BUDGET SUMMARY

COMMUNITY INVESTMENT PLAN FOR FISCAL YEARS 2025 TO 2030

	FY25	FY26	FY27	FY28	FY29	FY30	Prior Allocation	Balance To Complete	Total Project Cost
PUBLIC SCHOOLS									
Freedom Elementary Addition	\$523,000	\$3,556,000	\$3,140,000	\$0	\$0	\$0	\$0	\$0	\$7,219,000
HVAC Improvements and Replacements	0	8,382,000	19,158,000	20,550,000	31,132,000	28,104,000	0	0	107,326,000
HVAC System Replacement - Carroll Springs	319,300	2,911,700	0	0	0	0	2,809,000	0	6,040,000
HVAC System Replacement - Carrolltowne Elementary	0	5,429,000	0	0	0	0	4,890,000	0	10,319,000
HVAC System Replacement - Mount Airy Elementary	7,110,720	0	0	0	0	0	4,956,000	0	12,066,720
HVAC System Replacement - Northwest Middle	0	7,910,000	0	0	0	0	7,113,000	0	15,023,000
HVAC System Replacement - Oklahoma Road Middle	1,935,000	0	0	0	0	0	10,502,000	0	12,437,000
Kindergarten and PreK Addition - Cranberry Station Elem.	2,211,751	1,430,249	0	0	0	0	245,000	0	3,887,000
Kindergarten and PreK/PRIDE Addition - Friendship Valley Elem.	4,802,831	4,415,169	0	0	0	0	364,000	0	9,582,000
Kindergarten and PreK Addition - Sandymount Elementary	3,618,033	2,892,967	0	0	0	0	245,000	0	6,756,000
Kindergarten and PreK Addition - Taneytown Elementary	2,640,548	1,791,452	0	0	0	0	288,000	0	4,720,000
Paving	1,000,000	1,050,000	1,103,000	1,158,000	1,216,000	1,277,000	0	0	6,804,000
Prekindergarten Additions	755,000	4,459,000	8,432,000	4,816,000	0	0	200,000	0	18,662,000
Relocatable Classrooms	300,000	315,000	331,000	348,000	365,000	383,000	0	0	2,042,000
Roof Replacements	0	4,017,000	10,105,000	7,290,000	1,154,000	0	0	0	22,566,000
Roof Replacement - North Carroll Middle	311,996	0	0	0	0	0	3,410,620	0	3,722,616
Roof Replacement - Oklahoma Road Middle	3,948,000	4,217,000	0	0	0	0	0	0	8,165,000
Roof Replacement - Spring Garden Elementary	2,464,110	0	0	0	0	0	1,476,000	0	3,940,110
Sykesville Middle Addition	1,271,000	7,424,000	8,989,000	0	0	0	0	0	17,684,000
Technology Improvements	1,000,000	1,000,000	1,000,000	1,000,000	1,000,000	1,000,000	0	0	6,000,000
Transfer to Operating Budget for BOE Debt Service	14,129,320	15,960,840	18,107,480	21,341,990	22,989,530	20,808,940	0	0	113,338,100
PUBLIC SCHOOLS TOTAL	\$48,340,609	\$77,161,377	\$70,365,480	\$56,503,990	\$57,856,530	\$51,572,940	\$36,498,620	\$0	\$398,299,546
SOURCES OF FUNDING:									
Local Income Tax	\$18,978,320	\$22,918,840	\$20,541,480	\$23,847,990	\$25,570,530	\$23,468,940	\$1,342,000	\$0	\$136,668,100
Bonds	16,523,000	23,245,000	19,870,000	10,728,000	20,826,000	5,854,000	27,786,616	0	124,832,616
Reallocated Bonds	0	0	0	0	0	0	384	0	384
State School Construction	12,839,289	30,997,537	29,954,000	21,928,000	11,460,000	22,250,000	7,369,620	0	136,798,446
PUBLIC SCHOOLS TOTAL	\$48,340,609	\$77,161,377	\$70,365,480	\$56,503,990	\$57,856,530	\$51,572,940	\$36,498,620	\$0	\$398,299,546

COMMUNITY INVESTMENT PLAN FOR FISCAL YEARS 2025 TO 2030

	FY25	FY26	FY27	FY28	FY29	FY30	Prior Allocation	Balance To Complete	Total Project Cost
CONSERVATION AND OPEN SPACE									
Agricultural Land Preservation	\$3,433,300	\$2,433,400	\$2,433,300	\$2,433,300	\$2,433,400	\$2,433,300	\$0	\$0	\$15,600,000
PFAS Remediation	2,000,000	0	0	0	0	0	3,000,000	0	5,000,000
Stormwater Facility Renovation	300,000	310,000	318,000	328,000	338,000	348,000	0	0	1,942,000
Watershed Assessment and Improvement (NPDES)	3,557,010	3,690,010	3,824,500	3,960,720	4,125,000	4,300,000	0	0	23,457,240
CONSERVATION AND OPEN SPACE TOTAL	\$9,290,310	\$6,433,410	\$6,575,800	\$6,722,020	\$6,896,400	\$7,081,300	\$3,000,000	\$0	\$45,999,240
SOURCES OF FUNDING:									
Transfer from General Fund	\$3,000,000	\$0	\$0	\$0	\$0	\$0	\$3,000,000	\$0	\$6,000,000
Bonds	4,533,300	4,643,400	4,751,300	4,861,300	4,997,650	5,142,300	0	0	28,929,250
Special Revenue Fund Transfer	291,760	306,500	321,820	337,910	354,800	373,000	0	0	1,985,790
Ag. Preservation (MALPF)	1,000,000	1,000,000	1,000,000	1,000,000	1,000,000	1,000,000	0	0	6,000,000
Ag Transfer Tax	100,000	100,000	100,000	100,000	100,000	100,000	0	0	600,000
Municipal	365,250	383,510	402,680	422,810	443,950	466,000	0	0	2,484,200
CONSERVATION AND OPEN SPACE TOTAL	\$9,290,310	\$6,433,410	\$6,575,800	\$6,722,020	\$6,896,400	\$7,081,300	\$3,000,000	\$0	\$45,999,240

COMMUNITY INVESTMENT PLAN FOR FISCAL YEARS 2025 TO 2030

	FY25	FY26	FY27	FY28	FY29	FY30	Prior Allocation	Balance To Complete	Total Project Cost
ROADS									
Georgetown Boulevard Extension	\$1,970,000	\$0	\$0	\$0	\$0	\$0	\$575,000	\$0	\$2,545,000
Highway Safety Improvements	38,000	40,000	42,000	44,000	47,000	50,000	0	0	261,000
Market Street Extension	1,983,000	0	0	0	0	0	1,708,005	0	3,691,005
Monroe Avenue Extension	0	1,364,000	0	0	0	0	397,240	0	1,761,240
Pavement Management Program	16,578,000	17,723,000	18,970,000	20,319,000	21,666,000	23,182,000	0	0	118,438,000
Pavement Preservation	1,178,000	1,222,000	1,271,000	1,322,000	1,375,000	1,428,000	0	0	7,796,000
Public Works Unallocated	781,000	0	0	0	0	0	0	0	781,000
Ramp and Sidewalk Upgrades	96,000	103,000	109,000	114,000	120,000	126,000	0	0	668,000
Small Drainage Structures	200,000	210,000	221,000	232,000	244,000	256,000	0	0	1,363,000
Storm Drain Rehabilitation	200,000	210,000	221,000	232,000	244,000	256,000	0	0	1,363,000
Storm Drain Video Inspection	100,000	105,000	110,000	116,000	122,000	128,000	0	0	681,000
ROADS TOTAL	\$23,124,000	\$20,977,000	\$20,944,000	\$22,379,000	\$23,818,000	\$25,426,000	\$2,680,245	\$0	\$139,348,245
SOURCES OF FUNDING:									
Transfer from General Fund	\$15,520,000	\$955,000	\$999,000	\$1,046,000	\$1,096,000	\$1,145,000	\$575,000	\$0	\$21,336,000
Reallocated GF Transfer	1,981,000	0	0	0	0	0	0	0	1,981,000
Property Tax	0	0	0	0	0	0	758,005	0	758,005
Bonds	482,858	13,946,000	15,069,000	17,957,000	19,346,000	20,905,000	815,000	0	88,520,858
Reallocated Bonds	796,142	0	0	0	0	0	0	0	796,142
State Highway Administration	176,000	176,000	176,000	176,000	176,000	176,000	0	0	1,056,000
Highway User Revenue	4,168,000	5,900,000	4,700,000	3,200,000	3,200,000	3,200,000	500,000	0	24,868,000
Developer Contribution	0	0	0	0	0	0	32,240	0	32,240
ROADS TOTAL	\$23,124,000	\$20,977,000	\$20,944,000	\$22,379,000	\$23,818,000	\$25,426,000	\$2,680,245	\$0	\$139,348,245

COMMUNITY INVESTMENT PLAN FOR FISCAL YEARS 2025 TO 2030

	FY25	FY26	FY27	FY28	FY29	FY30	Prior Allocation	Balance To Complete	Total Project Cost
BRIDGES									
Bridge Inspection and Inventory	\$34,000	\$35,000	\$36,000	\$37,000	\$38,000	\$39,000	\$0	\$0	\$219,000
Bridge Maintenance and Structural Repair	89,000	94,000	99,000	104,000	110,000	115,000	0	0	611,000
Brown Road over Roaring Run	26,000	0	2,158,000	0	0	0	530,000	0	2,714,000
Cleaning and Painting of Bridge Structural Steel	271,000	284,000	298,000	313,000	329,000	345,000	0	0	1,840,000
Gaither Road over South Branch Patapsco	0	480,000	0	2,420,000	0	0	0	0	2,900,000
Hawks Hill Road over Little Pipe Creek Tributary	875,000	0	0	0	0	0	302,000	0	1,177,000
Hughes Shop Road over Bear Branch Road	703,000	0	0	0	0	0	1,698,000	0	2,401,000
McKinstry's Mill Road over Little Pipe Creek	464,000	0	0	2,091,000	0	0	0	0	2,555,000
McKinstry's Mill Road over Sams Creek	511,000	0	0	0	0	0	1,154,000	0	1,665,000
McKinstry's Mill Road over Tributary to Little Pipe Creek	0	301,000	0	0	971,000	0	0	0	1,272,000
Old Kays Mill Road over Beaver Run	0	0	570,000	0	2,233,000	0	0	0	2,803,000
Patapsco Road over E. Branch Patapsco	2,045,000	0	0	0	0	0	603,000	0	2,648,000
Stem Road over Wolf Pit Branch	1,010,000	0	0	0	0	0	288,000	0	1,298,000
Stone Chapel Road over Little Pipe Creek	1,158,000	0	0	0	0	0	922,000	0	2,080,000
Woodbine Road over S. Branch Patapsco	0	1,121,000	0	0	0	6,367,000	0	0	7,488,000
BRIDGES TOTAL	\$7,186,000	\$2,315,000	\$3,161,000	\$4,965,000	\$3,681,000	\$6,866,000	\$5,497,000	\$0	\$33,671,000
SOURCES OF FUNDING:									
Transfer from General Fund	\$177,000	\$186,000	\$198,000	\$204,000	\$214,000	\$223,000	\$0	\$0	\$1,202,000
Property Tax	0	0	0	0	0	0	36,400	0	36,400
Bonds	412,600	621,200	704,300	1,241,600	1,581,900	1,773,400	1,397,400	0	7,732,400
Reallocated Bonds	2,780,000	0	0	0	0	0	148,600	0	2,928,600
Federal Highway/Bridge	3,816,400	1,507,800	2,258,700	3,519,400	1,885,100	4,869,600	3,914,600	0	21,771,600
BRIDGES TOTAL	\$7,186,000	\$2,315,000	\$3,161,000	\$4,965,000	\$3,681,000	\$6,866,000	\$5,497,000	\$0	\$33,671,000

COMMUNITY INVESTMENT PLAN FOR FISCAL YEARS 2025 TO 2030

	FY25	FY26	FY27	FY28	FY29	FY30	Prior Allocation	Balance To Complete	Total Project Cost
RECREATION AND CULTURE									
Community Self-Help Projects	\$125,000	\$131,000	\$138,000	\$145,000	\$152,000	\$160,000	\$0	\$0	\$851,000
Freedom Park Field Light Replacement	0	0	0	0	600,000	320,000	0	1,814,900	2,734,900
Land Acquisition	217,000	217,000	217,000	217,000	217,000	217,000	0	0	1,302,000
Park Restoration	249,000	261,000	274,000	288,000	302,000	317,000	0	0	1,691,000
Pavilion Replacements	0	457,000	0	0	0	0	0	0	457,000
Piney Run Park Pavilion Road Paving	100,000	0	0	0	0	0	213,000	0	313,000
Sports Complex Field Improvements	1,700,000	0	730,000	0	0	0	0	0	2,430,000
Tot Lot Replacement	279,000	200,000	0	610,000	0	250,000	0	0	1,339,000
Town Fund	26,000	12,100	12,100	12,100	12,100	12,100	0	0	86,500
RECREATION AND CULTURE TOTAL	\$2,696,000	\$1,278,100	\$1,371,100	\$1,272,100	\$1,283,100	\$1,276,100	\$213,000	\$1,814,900	\$11,204,400
SOURCES OF FUNDING:									
Transfer from General Fund	\$556,075	\$469,800	\$497,100	\$506,100	\$526,100	\$546,100	\$0	\$181,500	\$3,282,775
Reallocated GF Transfer	32,925	0	0	0	0	0	21,300	0	54,225
Program Open Space	2,107,000	808,300	874,000	766,000	757,000	730,000	191,700	1,633,400	7,867,400
RECREATION AND CULTURE TOTAL	\$2,696,000	\$1,278,100	\$1,371,100	\$1,272,100	\$1,283,100	\$1,276,100	\$213,000	\$1,814,900	\$11,204,400

COMMUNITY INVESTMENT PLAN FOR FISCAL YEARS 2025 TO 2030

	FY25	FY26	FY27	FY28	FY29	FY30	Prior Allocation	Balance To Complete	Total Project Cost
GENERAL GOVERNMENT									
Carroll Community College Technology	\$0	\$0	\$0	\$350,000	\$350,000	\$350,000	\$2,800,000	\$0	\$3,850,000
County Building Systemic Renovations	1,500,000	1,575,000	1,654,000	1,737,000	1,824,000	1,915,000	0	0	10,205,000
County Technology	1,437,000	1,508,000	1,584,000	1,663,000	1,746,000	1,833,000	0	0	9,771,000
Detention Center Access System Replacement	100,000	0	0	0	0	0	400,000	0	500,000
Facilities Storage Building	330,000	0	0	0	0	0	0	0	330,000
Fire and EMS - Regional Water Supply	152,000	160,000	168,000	176,000	185,000	194,000	0	0	1,035,000
Fire and EMS - Self-Contained Breathing Apparatus Replacement	518,000	544,000	572,000	601,000	631,000	663,000	0	0	3,529,000
Fleet Lift Replacements	0	0	275,000	0	0	0	0	0	275,000
General Government Unallocated	4,000,000	0	0	0	0	0	0	0	4,000,000
Generator Replacement	175,000	150,000	150,000	125,000	125,000	125,000	0	0	850,000
Land Management System Migration	330,000	0	0	0	0	0	0	0	330,000
Library Technology	100,000	100,000	100,000	100,000	150,000	150,000	0	0	700,000
Maintenance Center Fuel Tank Replacement	1,450,000	0	0	0	0	0	0	0	1,450,000
Parking Lot Overlays	335,000	353,000	371,000	390,000	410,000	431,000	0	0	2,290,000
Payroll/Human Resources System Replacement	150,000	0	0	0	0	0	1,100,000	0	1,250,000
Piney Run Dam Rehabilitation	1,500,000	0	0	0	0	0	1,690,000	0	3,190,000
Public Safety Emergency Communication Radios	690,000	710,000	732,000	768,000	790,000	815,000	0	0	4,505,000
PUREWater Westminster	1,500,000	0	0	0	0	0	0	0	1,500,000
Sheriff's Office - Headquarters	9,000,000	0	0	0	0	0	30,350,000	0	39,350,000
GENERAL GOVERNMENT TOTAL	\$23,267,000	\$5,100,000	\$5,606,000	\$5,910,000	\$6,211,000	\$6,476,000	\$36,340,000	\$0	\$88,910,000
SOURCES OF FUNDING:									
Transfer from General Fund	\$13,943,486	\$3,215,000	\$3,359,000	\$3,872,000	\$4,077,000	\$4,242,000	\$27,990,000	\$0	\$60,698,486
Reallocated GF Transfer	1,216,514	0	0	0	0	0	0	0	1,216,514
Bonds	7,777,000	1,885,000	2,247,000	2,038,000	2,134,000	2,234,000	4,062,426	0	22,377,426
Reallocated Bonds	330,000	0	0	0	0	0	287,574	0	617,574
State Miscellaneous Grants	0	0	0	0	0	0	4,000,000	0	4,000,000
GENERAL GOVERNMENT TOTAL	\$23,267,000	\$5,100,000	\$5,606,000	\$5,910,000	\$6,211,000	\$6,476,000	\$36,340,000	\$0	\$88,910,000

COMMUNITY INVESTMENT PLAN FOR FISCAL YEARS 2025 TO 2030

Capital Fund

	Fiscal Year						Prior Allocation	Balance To Complete	Total Project Cost
	2025	2026	2027	2028	2029	2030			
GRAND TOTAL USES	\$113,903,919	\$113,264,887	\$108,023,380	\$97,752,110	\$99,746,030	\$98,698,340	\$84,228,865	\$1,814,900	\$717,432,431
SOURCES OF FUNDING									
- LOCAL -									
Transfer from General Fund	\$33,196,560.46	\$4,825,800	\$5,053,100	\$5,628,100	\$5,913,100	\$6,156,100	\$31,565,000	\$181,500	\$92,519,260
Reallocated GF Transfer	3,230,440	0	0	0	0	0	21,300	0	3,251,740
Local Income Tax	18,978,320	22,918,840	20,541,480	23,847,990	25,570,530	23,468,940	1,342,000	0	136,668,100
Property Tax	0	0	0	0	0	0	794,405	0	794,405
Bonds	29,728,758	44,340,600	42,641,600	36,825,900	48,885,550	35,908,700	34,061,442	0	272,392,549
Reallocated Bonds	3,906,142	0	0	0	0	0	436,558	0	4,342,701
Transfer from Special Revenue - WPRF	291,760	306,500	321,820	337,910	354,800	373,000	0	0	1,985,790
LOCAL TOTAL	\$89,331,980	\$72,391,740	\$68,558,000	\$66,639,900	\$80,723,980	\$65,906,740	\$68,220,705	\$181,500	\$511,954,545
- STATE -									
State Highway Administration	\$176,000	\$176,000	\$176,000	\$176,000	\$176,000	\$176,000	\$0	\$0	\$1,056,000
Highway User Revenue	4,168,000	5,900,000	4,700,000	3,200,000	3,200,000	3,200,000	500,000	0	24,868,000
Program Open Space	2,107,000	808,300	874,000	766,000	757,000	730,000	191,700	1,633,400	7,867,400
Ag. Preservation (MALPF)	1,000,000	1,000,000	1,000,000	1,000,000	1,000,000	1,000,000	0	0	6,000,000
Ag. Transfer Tax	100,000	100,000	100,000	100,000	100,000	100,000	0	0	600,000
State School Construction	12,839,289	30,997,537	29,954,000	21,928,000	11,460,000	22,250,000	7,369,620	0	136,798,446
State Miscellaneous Grants	0	0	0	0	0	0	4,000,000	0	4,000,000
STATE TOTAL	\$20,390,289	\$38,981,837	\$36,804,000	\$27,170,000	\$16,693,000	\$27,456,000	\$12,061,320	\$1,633,400	\$181,189,846
- FEDERAL -									
Federal Highway/Bridge	\$3,816,400	\$1,507,800	\$2,258,700	\$3,519,400	\$1,885,100	\$4,869,600	\$3,914,600	\$0	\$21,771,600
FEDERAL TOTAL	\$3,816,400	\$1,507,800	\$2,258,700	\$3,519,400	\$1,885,100	\$4,869,600	\$3,914,600	\$0	\$21,771,600
- OTHER -									
Developer Contribution	\$0	\$0	\$0	\$0	\$0	\$0	\$32,240	\$0	\$32,240
Municipal	365,250	383,510	402,680	422,810	443,950	466,000	0	0	2,484,200
OTHER TOTAL	\$365,250	\$383,510	\$402,680	\$422,810	\$443,950	\$466,000	\$32,240	\$0	\$2,516,440
GRAND TOTAL SOURCES	\$113,903,919	\$113,264,887	\$108,023,380	\$97,752,110	\$99,746,030	\$98,698,340	\$84,228,865	\$1,814,900	\$717,432,431

PUBLIC SCHOOLS

Overview of Public Schools CIP

The Public Schools Community Investment Plan (CIP) includes school construction, such as additions and modernizations, as well as other school-related projects. School construction is funded primarily by dedicated Local Income Tax revenue, State funding, and Impact Fees.

Developing the school construction plan is a complex process involving the Board of Education's plans, priorities and requests, enrollment projections, redistricting plans, and projected development.

Funding is included in FY25 – 27 for the design and construction of additions at Freedom Elementary and Sykesville Middle schools.

Design and construction funding for four kindergarten and pre-kindergarten additions is included in FY25. Funding is also included in FY26 – 28 for future pre-kindergarten additions.

Even with the \$398.3M included in the plan, all project requests could not be funded. In recent years, the Board of Education has identified several needs that have no existing or planned funding. Unfunded projects include:

- Liberty High Modernization
- William Winchester Elementary Modernization
- Robert Moton Elementary BEST Program Addition

Following this overview are copies of the Board of Education's FY25 State Capital Improvement Plan Budget Request/FY2026 – 2030 Capital Improvement Program Plan. For additional information on Public School projects, please refer to the individual project pages.

FY 2025 CAPITAL IMPROVEMENT PROGRAM BUDGET REQUEST

Priority	State		Local		Prior Authorization/Allocation			Fiscal Year 2025 Funding Request			Total Request
	State	Local	State	Local	State	County	Total	State	County	Request For	
1						\$ 1,476		\$ 2,464		C	\$ 2,464
2						\$ 4,956		\$ 5,702		C	\$ 5,702
3						\$ 2,809		\$ 3,231		C	\$ 3,231
4	1					\$ 245		\$ 3,378	\$ 3,133	P & C	\$ 6,511
5	2					\$ 245		\$ 1,858	\$ 1,784	P & C	\$ 3,642
6	3					\$ 364		\$ 2,276	\$ 6,942	P & C	\$ 9,218
7	4					\$ 288		\$ 2,252	\$ 2,180	P & C	\$ 4,432
8									\$ 523	P	\$ 523
9									\$ 1,271	P	\$ 1,271
10									\$ 3,948	P & C	\$ 3,948
11						\$ 200			\$ 755	P	\$ 755
12									\$ 468	P	\$ 468
13									\$ 300	FS	\$ 300
14									\$ 900	C	\$ 900
15						\$ 1,000			\$ 1,000	C	\$ 1,000
						\$ 875			\$ 1,200	C	\$ 1,200
						\$ 300			\$ 300	C	\$ 300
									\$ 50	C	\$ 50
								TBD			
						\$ -	\$ 12,758	\$ -	\$ 21,161	\$ 24,754	\$ 45,915

NOTE: All dollar figures are shown in thousands

- (S) = HVAC Scope Study
- (FS) = PSCP Required Feasibility Study
- (P) = Planning Approval [State] or Planning Funds [County]
- (SR) = Systemic Renovation
- (C) = Construction Funding
- (E) = Furniture & Equipment Funds

COMMUNITY INVESTMENT PLAN FOR FISCAL YEARS 2025 TO 2030

	FY25	FY26	FY27	FY28	FY29	FY30	Prior Allocation	Balance To Complete	Total Project Cost
PUBLIC SCHOOLS									
Freedom Elementary Addition	\$523,000	\$3,556,000	\$3,140,000	\$0	\$0	\$0	\$0	\$0	\$7,219,000
HVAC Improvements and Replacements	0	8,382,000	19,158,000	20,550,000	31,132,000	28,104,000	0	0	107,326,000
HVAC System Replacement - Carroll Springs	319,300	2,911,700	0	0	0	0	2,809,000	0	6,040,000
HVAC System Replacement - Carrolltowne Elementary	0	5,429,000	0	0	0	0	4,890,000	0	10,319,000
HVAC System Replacement - Mount Airy Elementary	7,110,720	0	0	0	0	0	4,956,000	0	12,066,720
HVAC System Replacement - Northwest Middle	0	7,910,000	0	0	0	0	7,113,000	0	15,023,000
HVAC System Replacement - Oklahoma Road Middle	1,935,000	0	0	0	0	0	10,502,000	0	12,437,000
Kindergarten and PreK Addition - Cranberry Station Elem.	2,211,751	1,430,249	0	0	0	0	245,000	0	3,887,000
Kindergarten and PreK/PRIDE Addition - Friendship Valley Elem.	4,802,831	4,415,169	0	0	0	0	364,000	0	9,582,000
Kindergarten and PreK Addition - Sandymount Elementary	3,618,033	2,892,967	0	0	0	0	245,000	0	6,756,000
Kindergarten and PreK Addition - Taneytown Elementary	2,640,548	1,791,452	0	0	0	0	288,000	0	4,720,000
Paving	1,000,000	1,050,000	1,103,000	1,158,000	1,216,000	1,277,000	0	0	6,804,000
Prekindergarten Additions	755,000	4,459,000	8,432,000	4,816,000	0	0	200,000	0	18,662,000
Relocatable Classrooms	300,000	315,000	331,000	348,000	365,000	383,000	0	0	2,042,000
Roof Replacements	0	4,017,000	10,105,000	7,290,000	1,154,000	0	0	0	22,566,000
Roof Replacement - North Carroll Middle	311,996	0	0	0	0	0	3,410,620	0	3,722,616
Roof Replacement - Oklahoma Road Middle	3,948,000	4,217,000	0	0	0	0	0	0	8,165,000
Roof Replacement - Spring Garden Elementary	2,464,110	0	0	0	0	0	1,476,000	0	3,940,110
Sykesville Middle Addition	1,271,000	7,424,000	8,989,000	0	0	0	0	0	17,684,000
Technology Improvements	1,000,000	1,000,000	1,000,000	1,000,000	1,000,000	1,000,000	0	0	6,000,000
Transfer to Operating Budget for BOE Debt Service	14,129,320	15,960,840	18,107,480	21,341,990	22,989,530	20,808,940	0	0	113,338,100
PUBLIC SCHOOLS TOTAL	\$48,340,609	\$77,161,377	\$70,365,480	\$56,503,990	\$57,856,530	\$51,572,940	\$36,498,620	\$0	\$398,299,546
SOURCES OF FUNDING:									
Local Income Tax	\$18,978,320	\$22,918,840	\$20,541,480	\$23,847,990	\$25,570,530	\$23,468,940	\$1,342,000	\$0	\$136,668,100
Bonds	16,523,000	23,245,000	19,870,000	10,728,000	20,826,000	5,854,000	27,786,616	0	124,832,616
Reallocated Bonds	0	0	0	0	0	0	384	0	384
State School Construction	12,839,289	30,997,537	29,954,000	21,928,000	11,460,000	22,250,000	7,369,620	0	136,798,446
PUBLIC SCHOOLS TOTAL	\$48,340,609	\$77,161,377	\$70,365,480	\$56,503,990	\$57,856,530	\$51,572,940	\$36,498,620	\$0	\$398,299,546

Freedom Elementary Addition

Commissioner District: 5

Jacob Dellinger, Management and Budget Analyst (410) 386-2082

8982

This project provides funding for the design and construction of an addition at Freedom Elementary School, located in Sykesville.

Project is contingent on State funding.

	FY25	FY26	FY27	FY28	FY29	FY30	Prior Allocation	Balance to Complete	Total Project Cost
Land Acquisition									0
Engineering/Design	523,000								523,000
Site Work		467,000	434,000						901,000
Construction		2,522,000	2,706,000						5,228,000
Equipment/Furnishings		261,000							261,000
Other		306,000							306,000
EXPENDITURES									
TOTAL	523,000	3,556,000	3,140,000	0	0	0	0	0	7,219,000
SOURCES OF FUNDING									
Local Income Tax	523,000	1,516,500							2,039,500
Reallocated Local Income Tax									0
Bonds		2,039,500							2,039,500
State School Construction			3,140,000						3,140,000
PROJECTED OPERATING IMPACTS	0	0	0	0	0	0			

HVAC Improvements and Replacements

Jacob Dellinger, Management and Budget Analyst (410) 386-2082

9974

This project provides ongoing funding for the replacements of aging heating, ventilation, and air condition (HVAC) systems in schools. FY25 HVAC projects are budgeted separately. Listed below are future HVAC improvements or replacements not yet identified as specific projects in the Board of Education's Facility Master Plan.

- Carrolltowne Elementary
- Northwest Middle
- Friendship Valley Elementary
- Piney Ridge Elementary
- Mechanicsville Elementary
- Runnymede Elementary
- Taneytown Elementary
- Elmer Wolfe Elementary
- South Carroll High
- Eldersburg Elementary

Project is contingent on State funding.

	FY25	FY26	FY27	FY28	FY29	FY30	Prior Allocation	Balance to Complete	Total Project Cost
Land Acquisition									0
Engineering/Design		694,000	844,000	798,000	1,723,000	484,000			4,543,000
Site Work									0
Construction		6,934,000	17,396,000	18,884,000	27,536,000	27,094,000			97,844,000
Equipment/Furnishings									0
Other		754,000	918,000	868,000	1,873,000	526,000			4,939,000
EXPENDITURES									

TOTAL	0	8,382,000	19,158,000	20,550,000	31,132,000	28,104,000	0	0	107,326,000
--------------	----------	------------------	-------------------	-------------------	-------------------	-------------------	----------	----------	--------------------

SOURCES OF FUNDING									
Local Income Tax									0
Reallocated Local Income Tax									0
Bonds		8,382,000	10,204,000	9,648,000	20,826,000	5,854,000			54,914,000
State School Construction			8,954,000	10,902,000	10,306,000	22,250,000			52,412,000

PROJECTED OPERATING IMPACTS	0	0	0	0	0	0			0
------------------------------------	---	---	---	---	---	---	--	--	---

HVAC System Replacement - Carroll Springs

Commissioner District: 3

Jacob Dellinger, Management and Budget Analyst (410) 386-2082

9570

This project provides funding for replacement of existing rooftop air handler units and terminal control units, heating and cooling plants, associated piping and pumps. The replacement will also include the pneumatic control system, electrical equipment, and a replacement emergency generator. Lighting fixtures will also be updated at this time to conform to modern energy codes.

Project is contingent on State funding.

	FY25	FY26	FY27	FY28	FY29	FY30	Prior Allocation	Balance to Complete	Total Project Cost
Land Acquisition									0
Engineering/Design							232,000		232,000
Site Work									0
Construction	319,300	2,911,700					2,319,000		5,550,000
Equipment/Furnishings									0
Other							258,000		258,000
EXPENDITURES									
TOTAL	319,300	2,911,700	0	0	0	0	2,809,000	0	6,040,000
SOURCES OF FUNDING									
Local Income Tax									0
Reallocated Local Income Tax									0
Bonds							2,809,000		2,809,000
State School Construction	319,300	2,911,700							3,231,000
PROJECTED OPERATING IMPACTS	0	0	0	0	0	0			

HVAC System Replacement - Carrolltowne Elementary

Commissioner District: 5

Jacob Dellinger, Management and Budget Analyst (410) 386-2082

9571

This project provides funding for replacement of the existing rooftop air handler units and terminal control units, heating and cooling plants, associated piping and pumps. The replacement will also include the pneumatic control system and electrical equipment.

Project is contingent on State funding.

	FY25	FY26	FY27	FY28	FY29	FY30	Prior Allocation	Balance to Complete	Total Project Cost
Land Acquisition									0
Engineering/Design		494,000					403,000		897,000
Site Work									0
Construction		4,935,000					4,038,000		8,973,000
Equipment/Furnishings									0
Other							449,000		449,000
EXPENDITURES									
TOTAL	0	5,429,000	0	0	0	0	4,890,000	0	10,319,000
SOURCES OF FUNDING									
Local Income Tax									0
Reallocated Local Income Tax									0
Bonds							4,890,000		4,890,000
State School Construction		5,429,000							5,429,000
PROJECTED OPERATING IMPACTS	0	0	0	0	0	0			

HVAC System Replacement - Mount Airy Elementary

Commissioner District: 4

Jacob Dellinger, Management and Budget Analyst (410) 386-2082

9572

This project provides funding for replacement of the existing rooftop air handler units and terminal control units, heating and cooling plants, associated piping and pumps. The replacement will also include the pneumatic control system and electrical equipment.

Project is contingent on State funding.

	FY25	FY26	FY27	FY28	FY29	FY30	Prior Allocation	Balance to Complete	Total Project Cost
Land Acquisition									0
Engineering/Design							409,000		409,000
Site Work									0
Construction	7,110,720						4,092,000		11,202,720
Equipment/Furnishings									0
Other							455,000		455,000
EXPENDITURES									

TOTAL	7,110,720	0	0	0	0	0	4,956,000	0	12,066,720
--------------	------------------	----------	----------	----------	----------	----------	------------------	----------	-------------------

SOURCES OF FUNDING									
Local Income Tax									0
Reallocated Local Income Tax									0
Bonds	70,000						4,956,000		5,026,000
State School Construction	7,040,720								7,040,720

PROJECTED OPERATING IMPACTS									
	0	0	0	0	0	0			

HVAC System Replacement - Northwest Middle

Commissioner District: 1

Jacob Dellinger, Management and Budget Analyst (410) 386-2082

9573

This project provides funding for replacement of the existing rooftop air handler units and terminal control units, heating and cooling plants, associated piping and pumps. The replacement will also include the pneumatic control system and electrical equipment.

Project is contingent on State funding.

	FY25	FY26	FY27	FY28	FY29	FY30	Prior Allocation	Balance to Complete	Total Project Cost
Land Acquisition									0
Engineering/Design		725,000					581,000		1,306,000
Site Work									0
Construction		7,185,000					5,879,000		13,064,000
Equipment/Furnishings									0
Other							653,000		653,000
EXPENDITURES									
TOTAL	0	7,910,000	0	0	0	0	7,113,000	0	15,023,000
SOURCES OF FUNDING									
Local Income Tax									0
Reallocated Local Income Tax									0
Bonds							7,113,000		7,113,000
State School Construction		7,910,000							7,910,000
PROJECTED OPERATING IMPACTS	0	0	0	0	0	0			

HVAC System Replacement - Oklahoma Road Middle

Commissioner District: 5

Jacob Dellinger, Management and Budget Analyst (410) 386-2082

8930

This project provides funding for replacement of existing rooftop air handler units and terminal control units, heating and cooling plants, associated piping and pumps, replacement/upgrade of the pneumatic control system, and an upgrade to the electrical equipment with new panelboards and replacement emergency generator.

Project is contingent on State funding.

	FY25	FY26	FY27	FY28	FY29	FY30	Prior Allocation	Balance to Complete	Total Project Cost
Land Acquisition									0
Engineering/Design							746,000		746,000
Site Work									0
Construction	1,935,000						9,290,000		11,225,000
Equipment/Furnishings									0
Other							466,000		466,000
EXPENDITURES									
TOTAL	1,935,000	0	0	0	0	0	10,502,000	0	12,437,000
SOURCES OF FUNDING									
Local Income Tax									0
Bonds	500,000						5,034,000		5,534,000
Reallocated Bonds									0
State School Construction	1,435,000						5,468,000		6,903,000
PROJECTED OPERATING IMPACTS	0	0	0	0	0	0			

Kindergarten and PreK Addition - Cranberry Station Elem.

Commissioner District: 3

Jacob Dellinger, Management and Budget Analyst (410) 386-2082

9574

This project provides funding for the design of two additional kindergarten classrooms based on projected kindergarten enrollment and one prekindergarten classroom based on the Blueprint for Maryland's Future legislation requirements.

Project is contingent on State funding.

	FY25	FY26	FY27	FY28	FY29	FY30	Prior Allocation	Balance to Complete	Total Project Cost
Land Acquisition									0
Engineering/Design	50,000						245,000		295,000
Site Work	535,000								535,000
Construction	1,335,751	1,430,249							2,766,000
Equipment/Furnishings	126,000								126,000
Other	165,000								165,000
EXPENDITURES									
TOTAL	2,211,751	1,430,249	0	0	0	0	245,000	0	3,887,000
SOURCES OF FUNDING									
Local Income Tax							245,000		245,000
Reallocated Local Income Tax									0
Bonds	1,960,000								1,960,000
State School Construction	251,751	1,430,249							1,682,000
PROJECTED OPERATING IMPACTS	0	0	0	0	0	0			

Kindergarten and PreK/PRIDE Addition - Friendship Valley Elem. Commissioner District: 3

Jacob Dellinger, Management and Budget Analyst (410) 386-2082

9575

This project provides funding for the design of two additional kindergarten classrooms, one prekindergarten classroom, and additional square footage to permanently house the PRIDE program. The PRIDE program is an alternative educational setting for prekindergarten and elementary students currently located in a relocatable classroom next to Friendship Valley Elementary.

Project is contingent on State funding.

	FY25	FY26	FY27	FY28	FY29	FY30	Prior Allocation	Balance to Complete	Total Project Cost
Land Acquisition									0
Engineering/Design	50,000						364,000		414,000
Site Work	1,423,000								1,423,000
Construction	2,559,831	4,415,169							6,975,000
Equipment/Furnishings	350,000								350,000
Other	420,000								420,000
EXPENDITURES									

TOTAL	4,802,831	4,415,169	0	0	0	0	364,000	0	9,582,000
--------------	------------------	------------------	----------	----------	----------	----------	----------------	----------	------------------

SOURCES OF FUNDING									
Local Income Tax							364,000		364,000
Reallocated Local Income Tax									0
Bonds	4,505,000								4,505,000
State School Construction	297,831	4,415,169							4,713,000

PROJECTED OPERATING IMPACTS									
	0	0	0	0	0	0			

Kindergarten and PreK Addition - Sandymount Elementary

Commissioner District: 2

Jacob Dellinger, Management and Budget Analyst (410) 386-2082

9577

This project provides funding for renovation and construction to create four kindergarten classrooms based on projected kindergarten enrollment and two prekindergarten classrooms based on the Blueprint for Maryland's Future legislation requirements.

Project is contingent on State funding.

	FY25	FY26	FY27	FY28	FY29	FY30	Prior Allocation	Balance to Complete	Total Project Cost
Land Acquisition									0
Engineering/Design	50,000						245,000		295,000
Site Work	890,000								890,000
Construction	2,143,033	2,892,967							5,036,000
Equipment/Furnishings	239,000								239,000
Other	296,000								296,000
EXPENDITURES									

TOTAL	3,618,033	2,892,967	0	0	0	0	245,000	0	6,756,000
--------------	------------------	------------------	----------	----------	----------	----------	----------------	----------	------------------

SOURCES OF FUNDING									
Local Income Tax							245,000		245,000
Reallocated Local Income Tax									0
Bonds	3,096,000								3,096,000
State School Construction	522,033	2,892,967							3,415,000

PROJECTED OPERATING IMPACTS									
	0	0	0	0	0	0			0

Kindergarten and PreK Addition - Taneytown Elementary

Commissioner District: 1

Jacob Dellinger, Management and Budget Analyst (410) 386-2082

9578

This project provides funding for the design of two additional kindergarten classrooms based on projected kindergarten enrollment and one prekindergarten classroom based on the Blueprint for Maryland's Future legislation requirements.

Project is contingent on State funding.

	FY25	FY26	FY27	FY28	FY29	FY30	Prior Allocation	Balance to Complete	Total Project Cost
Land Acquisition									0
Engineering/Design	24,000						288,000		312,000
Site Work	617,000								617,000
Construction	1,638,548	1,791,452							3,430,000
Equipment/Furnishings	159,000								159,000
Other	202,000								202,000
EXPENDITURES									

TOTAL	2,640,548	1,791,452	0	0	0	0	288,000	0	4,720,000
--------------	------------------	------------------	----------	----------	----------	----------	----------------	----------	------------------

SOURCES OF FUNDING									
Local Income Tax							288,000		288,000
Reallocated Local Income Tax									0
Bonds	2,344,000								2,344,000
State School Construction	296,548	1,791,452							2,088,000

PROJECTED OPERATING IMPACTS									
	0	0	0	0	0	0			

Paving

Jacob Dellinger, Management and Budget Analyst (410) 386-2082

9748

This project provides ongoing funding for maintenance and replacement of the school system's parking lots and driveways. Listed below are planned projects in priority order:

- Northwest Middle
- Francis Scott Key High
- Runnymede Elementary
- Mechanicsville Elementary
- Winfield Elementary
- Mount Airy Elementary
- Manchester Elementary
- Spring Garden Elementary
- Sandymount Elementary
- Taneytown Elementary
- Friendship Valley Elementary
- Piney Ridge Elementary

	FY25	FY26	FY27	FY28	FY29	FY30	Prior Allocation	Balance to Complete	Total Project Cost
Land Acquisition									0
Engineering/Design									0
Site Work									0
Construction	1,000,000	1,050,000	1,103,000	1,158,000	1,216,000	1,277,000			6,804,000
Equipment/Furnishings									0
Other									0
EXPENDITURES									

TOTAL	1,000,000	1,050,000	1,103,000	1,158,000	1,216,000	1,277,000	0	0	6,804,000
--------------	------------------	------------------	------------------	------------------	------------------	------------------	----------	----------	------------------

SOURCES OF FUNDING									
Local Income Tax	1,000,000	1,050,000	1,103,000	1,158,000	1,216,000	1,277,000			6,804,000
Reallocated Local Income Tax									0
Bonds									0
State School Construction									0

PROJECTED OPERATING IMPACTS									
	0	0	0	0	0	0			

Prekindergarten Additions

Jacob Dellinger, Management and Budget Analyst (410) 386-2082

9579

This project provides funding to design and construct one prekindergarten classroom at each of the 16 elementary schools. The need for the addition of prekindergarten classrooms is due to the required expansion of prekindergarten services to all three and four year olds as stated in the Blueprint for Maryland's Future legislation. The final scope will be determined by the feasibility study conducted in FY24.

	FY25	FY26	FY27	FY28	FY29	FY30	Prior Allocation	Balance to Complete	Total Project Cost
Land Acquisition									0
Engineering/Design	755,000	794,000					200,000		1,749,000
Site Work		685,000	1,359,000	672,000					2,716,000
Construction		2,290,000	6,348,000	4,144,000					12,782,000
Equipment/Furnishings		312,000	328,000						640,000
Other		378,000	397,000						775,000
EXPENDITURES									

TOTAL	755,000	4,459,000	8,432,000	4,816,000	0	0	200,000	0	18,662,000
--------------	----------------	------------------	------------------	------------------	----------	----------	----------------	----------	-------------------

SOURCES OF FUNDING									
Local Income Tax	755,000						200,000		955,000
Reallocated Local Income Tax									0
Bonds		4,459,000	3,853,000						8,312,000
State School Construction			4,579,000	4,816,000					9,395,000

PROJECTED OPERATING IMPACTS									
	0	0	0	0	0	0			

Relocatable Classrooms

Jacob Dellinger, Management and Budget Analyst (410) 386-2082

9745

This project provides ongoing funding for the removal and relocation of relocatable classrooms from various school sites where they are no longer needed. An evaluation of the condition and utilization of the existing classroom inventory was performed to identify units for potential removal or relocation.

	FY25	FY26	FY27	FY28	FY29	FY30	Prior Allocation	Balance to Complete	Total Project Cost
Land Acquisition									0
Engineering/Design									0
Site Work									0
Construction	300,000	315,000	331,000	348,000	365,000	383,000			2,042,000
Equipment/Furnishings									0
Other									0
EXPENDITURES									

TOTAL	300,000	315,000	331,000	348,000	365,000	383,000	0	0	2,042,000
--------------	----------------	----------------	----------------	----------------	----------------	----------------	----------	----------	------------------

SOURCES OF FUNDING									
Local Income Tax	300,000	315,000	331,000	348,000	365,000	383,000			2,042,000
Reallocated Local Income Tax									0
Bonds									0
State School Construction									0

PROJECTED OPERATING IMPACTS									
	0	0	0	0	0	0			

Roof Replacements

Jacob Dellinger, Management and Budget Analyst (410) 386-2082

Proj #

This project provides planned ongoing funding to replace roofs that are failing and no longer repairable. FY25 HVAC projects are budgeted separately. Future roof replacements not yet identified as specific projects in the Board of Education's Master Plan include:

Shiloh Middle
 Century High
 Gateway

Project is contingent on State funding.

	FY25	FY26	FY27	FY28	FY29	FY30	Prior Allocation	Balance to Complete	Total Project Cost
Land Acquisition									0
Engineering/Design		332,000	481,000	89,000					902,000
Site Work									0
Construction		3,324,000	9,101,000	7,104,000	1,154,000				20,683,000
Equipment/Furnishings									0
Other		361,000	523,000	97,000					981,000
EXPENDITURES									
TOTAL	0	4,017,000	10,105,000	7,290,000	1,154,000	0	0	0	22,566,000
SOURCES OF FUNDING									
Local Income Tax									0
Reallocated Local Income Tax									0
Bonds		4,017,000	5,813,000	1,080,000					10,910,000
State School Construction			4,292,000	6,210,000	1,154,000				11,656,000
PROJECTED OPERATING IMPACTS	0	0	0	0	0	0			

Roof Replacement - North Carroll Middle

Commissioner District: 2

Jacob Dellinger, Management and Budget Analyst (410) 386-2082

8929

This project provides funding for the replacement of 94,319 square feet of roofing, associated tapered insulation system, roof drains, and flashing.

Project is contingent on State funding.

	FY25	FY26	FY27	FY28	FY29	FY30	Prior Allocation	Balance to Complete	Total Project Cost
Land Acquisition									0
Engineering/Design							121,000		121,000
Site Work									0
Construction	311,996						3,138,620		3,450,616
Equipment/Furnishings							151,000		151,000
Other									0
EXPENDITURES									
TOTAL	311,996	0	0	0	0	0	3,410,620	0	3,722,616
SOURCES OF FUNDING									
Local Income Tax									0
Reallocated Local Income Tax									0
Bonds	100,000						1,509,000		1,609,000
State School Construction	211,996						1,901,620		2,113,616
PROJECTED OPERATING IMPACTS	0	0	0	0	0	0			

Roof Replacement - Oklahoma Road Middle

Commissioner District: 5

Jacob Dellinger, Management and Budget Analyst (410) 386-2082

8983

This project provides funding for the replacement of approximately 116,400 square feet of roofing, associated tapered insulation system, roof drains, and flashing.

Project is contingent on State funding.

	FY25	FY26	FY27	FY28	FY29	FY30	Prior Allocation	Balance to Complete	Total Project Cost
Land Acquisition									0
Engineering/Design	710,000								710,000
Site Work									0
Construction	2,883,000	4,217,000							7,100,000
Equipment/Furnishings									0
Other	355,000								355,000
EXPENDITURES									
TOTAL	3,948,000	4,217,000	0	0	0	0	0	0	8,165,000
SOURCES OF FUNDING									
Local Income Tax									0
Reallocated Local Income Tax									0
Bonds	3,948,000								3,948,000
State School Construction		4,217,000							4,217,000
PROJECTED OPERATING IMPACTS	0	0	0	0	0	0			

Roof Replacement - Spring Garden Elementary

Commissioner District: 2

Jacob Dellinger, Management and Budget Analyst (410) 386-2082

9580

This project provides funding for the replacement of approximately 65,500 square feet of roofing, associated tapered insulation system, roof drains, and flashing.

Project is contingent on State funding.

	FY25	FY26	FY27	FY28	FY29	FY30	Prior Allocation	Balance to Complete	Total Project Cost
Land Acquisition									0
Engineering/Design							121,000		121,000
Site Work									0
Construction	2,464,110						1,208,000		3,672,110
Equipment/Furnishings									0
Other							147,000		147,000
EXPENDITURES									
TOTAL	2,464,110	0	0	0	0	0	1,476,000	0	3,940,110
SOURCES OF FUNDING									
Local Income Tax									0
Reallocated Local Income Tax									0
Bonds							1,475,616		1,475,616
State School Construction	2,464,110								2,464,110
PROJECTED OPERATING IMPACTS	0	0	0	0	0	0			

Sykesville Middle Addition

Commissioner District: 5

Jacob Dellinger, Management and Budget Analyst (410) 386-2082

8984

This project provides funding for the design and construction of an addition at Sykesville Middle, located in Sykesville.

Project is contingent on State funding.

	FY25	FY26	FY27	FY28	FY29	FY30	Prior Allocation	Balance to Complete	Total Project Cost
Land Acquisition									0
Engineering/Design	1,271,000								1,271,000
Site Work		1,218,000	1,094,000						2,312,000
Construction		4,819,000	7,895,000						12,714,000
Equipment/Furnishings		636,000							636,000
Other		751,000							751,000
EXPENDITURES									

TOTAL	1,271,000	7,424,000	8,989,000	0	0	0	0	0	17,684,000
--------------	------------------	------------------	------------------	----------	----------	----------	----------	----------	-------------------

SOURCES OF FUNDING									
Local Income Tax	1,271,000	3,076,500							4,347,500
Reallocated Local Income Tax									0
Bonds		4,347,500							4,347,500
State School Construction			8,989,000						8,989,000

PROJECTED OPERATING IMPACTS									
	0	0	0	0	0	0			

Technology Improvements

Jacob Dellinger, Management and Budget Analyst (410) 386-2082

9792

This project provides ongoing funding for technology improvements. Funding will allow for technology replacements, upgrades to infrastructure hardware and software, and installation and replacement of hardware, such as servers and network infrastructure equipment.

	FY25	FY26	FY27	FY28	FY29	FY30	Prior Allocation	Balance to Complete	Total Project Cost
Land Acquisition									0
Engineering/Design									0
Site Work									0
Construction									0
Equipment/Furnishings	1,000,000	1,000,000	1,000,000	1,000,000	1,000,000	1,000,000			6,000,000
Other									0
EXPENDITURES									
TOTAL	1,000,000	1,000,000	1,000,000	1,000,000	1,000,000	1,000,000	0	0	6,000,000
SOURCES OF FUNDING									
Local Income Tax	1,000,000	1,000,000	1,000,000	1,000,000	1,000,000	1,000,000			6,000,000
Reallocated Local Income Tax									0
Bonds									0
State School Construction									0
PROJECTED OPERATING IMPACTS	0	0	0	0	0	0			

Transfer to Operating Budget for BOE Debt Service

Jacob Dellinger, Management and Budget Analyst (410) 386-2082

9001

A percentage of the Local Income Tax revenue is dedicated to school construction and appropriated directly into the Capital Fund. This project is for the portion of these dedicated funds transferred to the General Fund to pay debt service related to school construction projects. Dedicated Local Income Tax is budgeted in the Capital Fund and then transferred to the General Fund, so the funding is counted twice in the All Funds Budget.

	FY25	FY26	FY27	FY28	FY29	FY30	Prior Allocation	Balance to Complete	Total Project Cost
Land Acquisition									0
Engineering/Design									0
Site Work									0
Construction									0
Equipment/Furnishings									0
Other	14,129,320	15,960,840	18,107,480	21,341,990	22,989,530	20,808,940			113,338,100
EXPENDITURES									

TOTAL	14,129,320	15,960,840	18,107,480	21,341,990	22,989,530	20,808,940	0	0	113,338,100
--------------	-------------------	-------------------	-------------------	-------------------	-------------------	-------------------	----------	----------	--------------------

SOURCES OF FUNDING									
Local Income Tax	14,129,320	15,960,840	18,107,480	21,341,990	22,989,530	20,808,940			113,338,100
Reallocated Local Income Tax									0
Bonds									0
State School Construction									0

PROJECTED OPERATING IMPACTS	0	0	0	0	0	0			0
------------------------------------	---	---	---	---	---	---	--	--	---

CONSERVATION AND OPEN SPACE

Overview of Conservation and Open Space CIP

The FY25 – 30 Conservation and Open Space CIP consists of funding for land preservation and water resources. Approximately \$15.6M is included for the Agricultural Land Preservation Program in both the Capital and Operating budgets and is funded with a combination of bonds, Agricultural Transfer Tax revenue, and State participation.

The FY25 – 30 CIP continues funding to maintain the County’s permit associated with the Federal National Pollutant Discharge Elimination System (NPDES) program. The County and the eight municipalities entered into a memorandum of agreement combining the municipalities and County into one permit. The County applied for a new 5-year permit, which was approved for 2022 – 2027. The new permit requires 14 percent remediation of impervious surface.

To remain compliant with the NPDES permit, the Stormwater Facility Restoration project was established to keep stormwater management facilities working properly.

For additional information on these or other Conservation and Open Space projects, please refer to the individual project pages.

COMMUNITY INVESTMENT PLAN FOR FISCAL YEARS 2025 TO 2030

	FY25	FY26	FY27	FY28	FY29	FY30	Prior Allocation	Balance To Complete	Total Project Cost
CONSERVATION AND OPEN SPACE									
Agricultural Land Preservation	\$3,433,300	\$2,433,400	\$2,433,300	\$2,433,300	\$2,433,400	\$2,433,300	\$0	\$0	\$15,600,000
PFAS Remediation	2,000,000	0	0	0	0	0	3,000,000	0	5,000,000
Stormwater Facility Renovation	300,000	310,000	318,000	328,000	338,000	348,000	0	0	1,942,000
Watershed Assessment and Improvement (NPDES)	3,557,010	3,690,010	3,824,500	3,960,720	4,125,000	4,300,000	0	0	23,457,240
CONSERVATION AND OPEN SPACE TOTAL	\$9,290,310	\$6,433,410	\$6,575,800	\$6,722,020	\$6,896,400	\$7,081,300	\$3,000,000	\$0	\$45,999,240
SOURCES OF FUNDING:									
Transfer from General Fund	\$3,000,000	\$0	\$0	\$0	\$0	\$0	\$3,000,000	\$0	\$6,000,000
Bonds	4,533,300	4,643,400	4,751,300	4,861,300	4,997,650	5,142,300	0	0	28,929,250
Special Revenue Fund Transfer	291,760	306,500	321,820	337,910	354,800	373,000	0	0	1,985,790
Ag. Preservation (MALPF)	1,000,000	1,000,000	1,000,000	1,000,000	1,000,000	1,000,000	0	0	6,000,000
Ag Transfer Tax	100,000	100,000	100,000	100,000	100,000	100,000	0	0	600,000
Municipal	365,250	383,510	402,680	422,810	443,950	466,000	0	0	2,484,200
CONSERVATION AND OPEN SPACE TOTAL	\$9,290,310	\$6,433,410	\$6,575,800	\$6,722,020	\$6,896,400	\$7,081,300	\$3,000,000	\$0	\$45,999,240

Agricultural Land Preservation

Ashleigh Smith, Senior Management and Budget Analyst (410) 386-2082

9007

This project provides ongoing funding for the Carroll County Agricultural Land Preservation program. The program provides an opportunity for landowners to make a long-term commitment to agriculture as a viable industry and preserve the rural character of Carroll County.

The County offers two payment options to the landowners: Installment Purchase Agreement (IPA) or Lump Sum. The IPA option pays the landowner for an easement over a 20-year period. The Lump Sum option pays for the easement at the time of settlement. The Maryland Agricultural Land Preservation Foundation (MALPF), a lump-sum payment program, is jointly funded by the State of Maryland and Carroll County.

Operating impacts include debt service payments.

	FY25	FY26	FY27	FY28	FY29	FY30	Prior Allocation	Balance to Complete	Total Project Cost
Land Acquisition	3,433,300	2,433,400	2,433,300	2,433,300	2,433,400	2,433,300			15,600,000
Engineering/Design									0
Site Work									0
Construction									0
Equipment/Furnishings									0
Other									0
EXPENDITURES									

TOTAL	3,433,300	2,433,400	2,433,300	2,433,300	2,433,400	2,433,300	0	0	15,600,000
--------------	------------------	------------------	------------------	------------------	------------------	------------------	----------	----------	-------------------

SOURCES OF FUNDING									
Transfer from General Fund	1,000,000								1,000,000
Bonds	1,333,300	1,333,400	1,333,300	1,333,300	1,333,400	1,333,300			8,000,000
Ag. Preservation (MALPF)	1,000,000	1,000,000	1,000,000	1,000,000	1,000,000	1,000,000			6,000,000
Ag Transfer Tax	100,000	100,000	100,000	100,000	100,000	100,000			600,000

PROJECTED OPERATING IMPACTS									
	1,541,096	1,589,531	1,636,833	1,684,539	1,733,674	1,621,162			

Total Appropriation - IPA	1,311,600	997,600	1,013,100	1,028,900	1,045,100	1,008,000			6,404,300
Total Appropriation - Lump Sum	2,662,800	2,025,400	2,057,000	2,089,000	2,121,900	2,046,500			13,002,600
Total Appropriation - MALPF	1,000,000	1,000,000	1,000,000	1,000,000	1,000,000	1,000,000			6,000,000
Total Appropriation - Ag Pres	4,974,400	4,023,000	4,070,100	4,117,900	4,167,000	4,054,500			25,406,900

PFAS Remediation

Commissioner District: 3

Ashleigh Smith, Senior Management and Budget Analyst (410) 386-2082

9582

This project provides funding to remediate the identified PFAS (Per- and Polyfluorinated Substances) contamination at the Public Safety Training Center per Maryland Department of the Environment.

	FY25	FY26	FY27	FY28	FY29	FY30	Prior Allocation	Balance to Complete	Total Project Cost
Land Acquisition									0
Engineering/Design									0
Site Work									0
Construction	2,000,000						3,000,000		5,000,000
Equipment/Furnishings									0
Other									0
EXPENDITURES									
TOTAL	2,000,000	0	0	0	0	0	3,000,000	0	5,000,000
SOURCES OF FUNDING									
Transfer from General Fund	2,000,000						3,000,000		5,000,000
Reallocated GF Transfer									0
Bonds									0
Reallocated Bonds									0
PROJECTED OPERATING IMPACTS	0	0	0	0	0	0			

Stormwater Facility Renovation

Ashleigh Smith, Senior Management and Budget Analyst (410) 386-2082

8716

This project provides ongoing funding to keep existing County-owned stormwater management facilities in working condition and in compliance with the National Pollution Discharge Elimination System (NPDES) permit. Five to seven facilities per year, over a 30-year period, will be evaluated. Funding will be used for repairs, pipe replacements, and filter media.

	FY25	FY26	FY27	FY28	FY29	FY30	Prior Allocation	Balance to Complete	Total Project Cost
Land Acquisition									0
Engineering/Design		10,000	10,000		10,000	10,000			40,000
Site Work									0
Construction	300,000	300,000	308,000	328,000	328,000	338,000			1,902,000
Equipment/Furnishings									0
Other									0
EXPENDITURES									
TOTAL	300,000	310,000	318,000	328,000	338,000	348,000	0	0	1,942,000
SOURCES OF FUNDING									
Transfer from General Fund									0
Reallocated GF Transfer									0
Bonds	300,000	310,000	318,000	328,000	338,000	348,000			1,942,000
Reallocated Bonds									0
PROJECTED OPERATING IMPACTS	0	0	0	0	0	0			

Watershed Assessment and Improvement (NPDES)

Ashleigh Smith, Senior Management and Budget Analyst (410) 386-2082

9920

This project provides ongoing funding to comply with the Federal Clean Water Act. The Act requires the County to secure a permit under the National Pollutant Discharge Elimination System (NPDES) for storm sewer systems. The permit requires the County to map and assess the condition of the storm sewer systems and of the watersheds that discharge into them. The County and the eight municipalities have entered into a memorandum of agreement (MOA) to obtain a joint five-year NPDES permit to address stormwater issues. Under the joint permit issued in FY23, the County and municipalities are required to mitigate impervious surface runoff. As part of the MOA, the County manages the construction of the mitigation projects on behalf of the municipalities. The municipalities provide funding to the County equivalent to 20% of the construction cost of municipal impervious acres.

The current permit will expire in FY27. Town contribution estimates have been included through FY30 in anticipation that the Towns and County will continue to participate in a joint permit. The estimate is based on the same assumptions as the MOA signed by the Towns and County for the current permit.

Dedicated Property Tax is budgeted in the Special Revenue Fund and then transferred to the Capital Fund, so the funding is counted twice in the All Funds Budget.

	FY25	FY26	FY27	FY28	FY29	FY30	Prior Allocation	Balance to Complete	Total Project Cost
Land Acquisition									0
Engineering/Design	400,000	550,000	500,000	500,000	500,000	500,000			2,950,000
Site Work									0
Construction	3,157,010	3,140,010	3,324,500	3,460,720	3,625,000	3,800,000			20,507,240
Equipment/Furnishings									0
Other									0
EXPENDITURES									

TOTAL	3,557,010	3,690,010	3,824,500	3,960,720	4,125,000	4,300,000	0	0	23,457,240
--------------	------------------	------------------	------------------	------------------	------------------	------------------	----------	----------	-------------------

SOURCES OF FUNDING									
	FY25	FY26	FY27	FY28	FY29	FY30	Prior Allocation	Balance to Complete	Total Project Cost
Transfer from General Fund									0
Bonds	2,900,000	3,000,000	3,100,000	3,200,000	3,326,250	3,461,000			18,987,250
Special Revenue Fund Transfer	291,760	306,500	321,820	337,910	354,800	373,000			1,985,790
Municipal	365,250	383,510	402,680	422,810	443,950	466,000			2,484,200

PROJECTED OPERATING IMPACTS	0	0	0	0	0	0			0
------------------------------------	---	---	---	---	---	---	--	--	---

PUBLIC WORKS

Overview of Public Works CIP

The Public Works CIP includes two sections: Roads and Bridges.

Approximately \$126.2M is included in the CIP to maintain and rehabilitate 900 miles of roads throughout the County. Approximately 35 percent of the County's road network is considered mainline or arterial roads. These roads carry a higher traffic volume. 65 percent are lower volume roadways, including neighborhood roads. Typical repair strategies include sealing, overlay, mill and overlay, full-depth reclamation, and reconstruction.

Ongoing funding is included for inspection of storm drains. Video inspections will assess the condition of the storm drain system and rehabilitation funding is included for pipe lining and replacement of storm drains and small drainage structures.

Three road extensions are included: Georgetown Boulevard, Market Street, and Monroe Avenue. Georgetown Boulevard will be extended to Progress Way, Market Street will be extended to MD 140, and Monroe Avenue will be extended.

Funding is included for the replacement of 12 bridge structures.

For additional information on these or other Public Works projects, please refer to the individual project pages.

ROADS

COMMUNITY INVESTMENT PLAN FOR FISCAL YEARS 2025 TO 2030

	FY25	FY26	FY27	FY28	FY29	FY30	Prior Allocation	Balance To Complete	Total Project Cost
ROADS									
Georgetown Boulevard Extension	\$1,970,000	\$0	\$0	\$0	\$0	\$0	\$575,000	\$0	\$2,545,000
Highway Safety Improvements	38,000	40,000	42,000	44,000	47,000	50,000	0	0	261,000
Market Street Extension	1,983,000	0	0	0	0	0	1,708,005	0	3,691,005
Monroe Avenue Extension	0	1,364,000	0	0	0	0	397,240	0	1,761,240
Pavement Management Program	16,578,000	17,723,000	18,970,000	20,319,000	21,666,000	23,182,000	0	0	118,438,000
Pavement Preservation	1,178,000	1,222,000	1,271,000	1,322,000	1,375,000	1,428,000	0	0	7,796,000
Public Works Unallocated	781,000	0	0	0	0	0	0	0	781,000
Ramp and Sidewalk Upgrades	96,000	103,000	109,000	114,000	120,000	126,000	0	0	668,000
Small Drainage Structures	200,000	210,000	221,000	232,000	244,000	256,000	0	0	1,363,000
Storm Drain Rehabilitation	200,000	210,000	221,000	232,000	244,000	256,000	0	0	1,363,000
Storm Drain Video Inspection	100,000	105,000	110,000	116,000	122,000	128,000	0	0	681,000
ROADS TOTAL	\$23,124,000	\$20,977,000	\$20,944,000	\$22,379,000	\$23,818,000	\$25,426,000	\$2,680,245	\$0	\$139,348,245
SOURCES OF FUNDING:									
Transfer from General Fund	\$15,520,000	\$955,000	\$999,000	\$1,046,000	\$1,096,000	\$1,145,000	\$575,000	\$0	\$21,336,000
Reallocated GF Transfer	1,981,000	0	0	0	0	0	0	0	1,981,000
Property Tax	0	0	0	0	0	0	758,005	0	758,005
Bonds	482,858	13,946,000	15,069,000	17,957,000	19,346,000	20,905,000	815,000	0	88,520,858
Reallocated Bonds	796,142	0	0	0	0	0	0	0	796,142
State Highway Administration	176,000	176,000	176,000	176,000	176,000	176,000	0	0	1,056,000
Highway User Revenue	4,168,000	5,900,000	4,700,000	3,200,000	3,200,000	3,200,000	500,000	0	24,868,000
Developer Contribution	0	0	0	0	0	0	32,240	0	32,240
ROADS TOTAL	\$23,124,000	\$20,977,000	\$20,944,000	\$22,379,000	\$23,818,000	\$25,426,000	\$2,680,245	\$0	\$139,348,245

Georgetown Boulevard Extension

Commissioner District: 5

Ryan Nowicki, Management and Budget Analyst (410) 386-2082

8023

Functional Classification: Urban Major Collector (planned)

Average Daily Traffic: TBD

Total Planned Project Limits: Londontown Boulevard north towards Progress Way (total length of approximately 2,200 feet, of which approximately 1,500 feet will be provided by developers)

This project provides funding to extend Georgetown Boulevard from the current terminus at Londontown Boulevard north towards Progress Way.

	FY25	FY26	FY27	FY28	FY29	FY30	Prior Allocation	Balance to Complete	Total Project Cost
Land Acquisition									0
Engineering/Design							575,000		575,000
Site Work									0
Construction	1,970,000								1,970,000
Equipment/Furnishings									0
Other									0
EXPENDITURES									

TOTAL	1,970,000	0	0	0	0	0	575,000	0	2,545,000
--------------	------------------	----------	----------	----------	----------	----------	----------------	----------	------------------

SOURCES OF FUNDING									
Transfer from General Fund	1,970,000						575,000		2,545,000
Reallocated GF Transfer									0
Local Income Tax									0
Bonds									0

PROJECTED OPERATING IMPACTS									
	0	0	0	0	0	0			

Highway Safety Improvements

Ryan Nowicki, Management and Budget Analyst (410) 386-2082

9674

This project provides ongoing funding to address roadway segments and intersections with a history of frequent or severe crashes, and those with a significant potential for crashes. Possible improvements include minor changes in intersection geometry, turn lanes, signing additions or upgrades, traffic calming measures, and pavement marking upgrades.

Recently completed improvements includes Bandy Avenue traffic calming concept design, Sunshine Way traffic calming concept design, Bartholow Road pedestrian crossing design, and Compton Lane intersection evaluation.

	FY25	FY26	FY27	FY28	FY29	FY30	Prior Allocation	Balance to Complete	Total Project Cost
Land Acquisition									0
Engineering/Design									0
Site Work									0
Construction	38,000	40,000	42,000	44,000	47,000	50,000			261,000
Equipment/Furnishings									0
Other									0
EXPENDITURES									

TOTAL	38,000	40,000	42,000	44,000	47,000	50,000	0	0	261,000
--------------	---------------	---------------	---------------	---------------	---------------	---------------	----------	----------	----------------

SOURCES OF FUNDING									
Transfer from General Fund									0
Reallocated GF Transfer									0
Highway User Revenue	38,000	40,000	42,000	44,000	47,000	50,000			261,000
Developer Contribution									0

PROJECTED OPERATING IMPACTS									
	0	0	0	0	0	0			

Market Street Extension

Commissioner District: 3

Ryan Nowicki, Management and Budget Analyst (410) 386-2082

8318

Functional Classification: Collector
 Average Daily Traffic: TBD
 Length: Approximately 1,400 feet
 Limits: MD 140 to Old Westminster Pike

This project provides funding for the construction of a more direct connection to MD 140 from Old Westminster Pike. This connector will reduce traffic on Old Baltimore Road and the local streets that extend from Old Westminster Pike to Old Baltimore Road, and will provide redundancy in the road network. The connection to MD 140 will be located at the existing traffic signal at Market Street and Old Baltimore Road. This project was originally included in the 2008 Budget. Additional funding for stormwater is included.

	FY25	FY26	FY27	FY28	FY29	FY30	Prior Allocation	Balance to Complete	Total Project Cost
Land Acquisition							1,271,005		1,271,005
Engineering/Design									0
Site Work							51,000		51,000
Construction	1,983,000						233,000		2,216,000
Equipment/Furnishings									0
Other							153,000		153,000
EXPENDITURES									

TOTAL	1,983,000	0	0	0	0	0	1,708,005	0	3,691,005
--------------	------------------	----------	----------	----------	----------	----------	------------------	----------	------------------

SOURCES OF FUNDING									
Transfer from General Fund	783,000								783,000
Reallocated GF Transfer	1,200,000								1,200,000
Property Tax							758,005		758,005
Bonds							450,000		450,000
Highway User Revenue							500,000		500,000

PROJECTED OPERATING IMPACTS									
	0	0	0	0	0	0			

Monroe Avenue Extension

Commissioner District: 5

Ryan Nowicki, Management and Budget Analyst (410) 386-2082

8609

This project provides planned funding to extend Monroe Avenue, an urban major collector road. A portion of the extension will be provided by the developer of the property located along the planned roadway. Installation of a structure is included in this project.

	FY25	FY26	FY27	FY28	FY29	FY30	Prior Allocation	Balance to Complete	Total Project Cost
Land Acquisition									0
Engineering/Design		27,500					365,000		392,500
Site Work		110,000							110,000
Construction		1,089,000							1,089,000
Equipment/Furnishings									0
Other		137,500					32,240		169,740
EXPENDITURES									
TOTAL	0	1,364,000	0	0	0	0	397,240	0	1,761,240
SOURCES OF FUNDING									
Transfer from General Fund									0
Reallocated Property Tax									0
Bonds		1,364,000					365,000		1,729,000
Developer Contribution							32,240		32,240
PROJECTED OPERATING IMPACTS	0	0	0	0	0	0			

Pavement Management Program

Ryan Nowicki, Management and Budget Analyst (410) 386-2082

8985

This project provides ongoing funding for the maintenance, repair, or rehabilitation of the County's 900 miles paved roads. Collected road condition information is used in a pavement management software program to recommend cost-effective repairs. Repair strategies include: patching, overlay, mill and overlay, full depth reclamation, and reconstruction. Drainage structures and traffic barriers are inspected, repaired, replaced, or added where necessary, and sidewalk accessibility will also be evaluated and included if upgrades are due.

Maintaining a road network in satisfactory condition is one of the goals of the Department of Public Works. While addressing roads near failure is important, maintaining roads in fair and satisfactory condition is important as well. It is cost effective to address roads while the amount of repairs is minimal and this balanced approach keeps the network in satisfactory condition.

	FY25	FY26	FY27	FY28	FY29	FY30	Prior Allocation	Balance to Complete	Total Project Cost
Land Acquisition									0
Engineering/Design	128,000	135,000	142,000	149,000	156,000	167,000			877,000
Site Work									0
Construction	15,700,000	16,800,000	18,000,000	19,300,000	20,600,000	22,040,000			112,440,000
Equipment/Furnishings									0
Other	750,000	788,000	828,000	870,000	910,000	975,000			5,121,000
EXPENDITURES									

TOTAL	16,578,000	17,723,000	18,970,000	20,319,000	21,666,000	23,182,000	0	0	118,438,000
--------------	-------------------	-------------------	-------------------	-------------------	-------------------	-------------------	----------	----------	--------------------

SOURCES OF FUNDING									
Transfer from General Fund	12,667,000	800,000	800,000	800,000	800,000	800,000			16,667,000
Bonds		12,059,000	14,518,000	17,379,000	18,738,000	20,267,000			82,961,000
Reallocated Bonds	783,000								783,000
State Highway Administration	176,000	176,000	176,000	176,000	176,000	176,000			1,056,000
Highway User Revenue	2,952,000	4,688,000	3,476,000	1,964,000	1,952,000	1,939,000			16,971,000

PROJECTED OPERATING IMPACTS									
	0	0	0	0	0	0			0

Pavement Preservation

Ryan Nowicki, Management and Budget Analyst (410) 386-2082

8986

This project provides ongoing funding to place a maintenance seal coat, such as microsurface, on paved roads. Pavement preservation is applied to roads still in good condition, before the onset of serious damage. Annual funding addresses approximately 25 - 30 miles.

A project list will be generated in the spring in preparation for the summer construction season.

	FY25	FY26	FY27	FY28	FY29	FY30	Prior Allocation	Balance to Complete	Total Project Cost
Land Acquisition									0
Engineering/Design									0
Site Work									0
Construction	1,178,000	1,222,000	1,271,000	1,322,000	1,375,000	1,428,000			7,796,000
Equipment/Furnishings									0
Other									0
EXPENDITURES									

TOTAL	1,178,000	1,222,000	1,271,000	1,322,000	1,375,000	1,428,000	0	0	7,796,000
--------------	------------------	------------------	------------------	------------------	------------------	------------------	----------	----------	------------------

SOURCES OF FUNDING									
Transfer from General Fund		50,000	89,000	130,000	174,000	217,000			660,000
Reallocated GF Transfer									0
Highway User Revenue	1,178,000	1,172,000	1,182,000	1,192,000	1,201,000	1,211,000			7,136,000
Reallocated Highway User Revenue									0

PROJECTED OPERATING IMPACTS									
	0	0	0	0	0	0			

Public Works Unallocated

Ryan Nowicki, Management and Budget Analyst (410) 386-2082

9902

This project provides a source of funding in the event a capital project needs funds to cover costs over budget, unanticipated expenses, or emergencies. The Unallocated project is similar in nature to the Reserve for Contingencies in the General Fund. Any transfers from this project must be approved by the Board of County Commissioners through a Capital Budget Resolution.

	FY25	FY26	FY27	FY28	FY29	FY30	Prior Allocation	Balance to Complete	Total Project Cost
Land Acquisition									0
Engineering/Design									0
Site Work									0
Construction									0
Equipment/Furnishings									0
Other	781,000								781,000
EXPENDITURES									
TOTAL	781,000	0	0	0	0	0	0	0	781,000
SOURCES OF FUNDING									
Transfer from General Fund									0
Reallocated GF Transfer	781,000								781,000
Bonds									0
Reallocated Bonds									0
PROJECTED OPERATING IMPACTS	0	0	0	0	0	0			

Ramp and Sidewalk Upgrades

Ryan Nowicki, Management and Budget Analyst (410) 386-2082

8626

This project provides ongoing funding to upgrade or replace non-compliant ramps and sidewalks for ADA accessibility. This project allows for the acceleration of the replacement and upgrade process for non-compliant ramps and sidewalks not addressed through the Pavement Management Program.

	FY25	FY26	FY27	FY28	FY29	FY30	Prior Allocation	Balance to Complete	Total Project Cost
Land Acquisition									0
Engineering/Design									0
Site Work	9,000	9,500	10,000	10,500	11,000	11,600			61,600
Construction	79,000	85,000	90,000	94,500	99,000	104,000			551,500
Equipment/Furnishings									0
Other	8,000	8,500	9,000	9,000	10,000	10,400			54,900
EXPENDITURES									

TOTAL	96,000	103,000	109,000	114,000	120,000	126,000	0	0	668,000
--------------	---------------	----------------	----------------	----------------	----------------	----------------	----------	----------	----------------

SOURCES OF FUNDING									
Transfer from General Fund									0
Reallocated GF Transfer									0
Bonds	82,858	103,000	109,000	114,000	120,000	126,000			654,858
Reallocated Bonds	13,142								13,142

PROJECTED OPERATING IMPACTS									
	0	0	0	0	0	0			0

Small Drainage Structures

Ryan Nowicki, Management and Budget Analyst (410) 386-2082

9847

This project provides ongoing funding to rehabilitate or replace deteriorated drainage structures including culvert headwalls and ancillary drainage features.

The Department of Public Works continues to incorporate all pipe culverts and drainage structures into Geographic Information Systems (GIS). Once the locations are identified and mapped, field condition assessments can be made to help determine the most effective approach to replacing and repairing these structures.

	FY25	FY26	FY27	FY28	FY29	FY30	Prior Allocation	Balance to Complete	Total Project Cost
Land Acquisition									0
Engineering/Design									0
Site Work									0
Construction	200,000	210,000	221,000	232,000	244,000	256,000			1,363,000
Equipment/Furnishings									0
Other									0
EXPENDITURES									
TOTAL	200,000	210,000	221,000	232,000	244,000	256,000	0	0	1,363,000
SOURCES OF FUNDING									
Transfer from General Fund									0
Reallocated GF Transfer									0
Bonds	200,000	210,000	221,000	232,000	244,000	256,000			1,363,000
Reallocated Bonds									0
PROJECTED OPERATING IMPACTS	0	0	0	0	0	0			

Storm Drain Rehabilitation

Ryan Nowicki, Management and Budget Analyst (410) 386-2082

8627

This project provides ongoing funding to maintain the storm drain system through rehabilitation and replacement. The County maintains about 180 miles (or 950,000 feet) of storm drain infrastructure, primarily located in neighborhoods where curbing, inlets, and manholes exist. Many of these systems were constructed with corrugated metal pipe, which has a life span of 30 - 50 years.

	FY25	FY26	FY27	FY28	FY29	FY30	Prior Allocation	Balance to Complete	Total Project Cost
Land Acquisition									0
Engineering/Design									0
Site Work									0
Construction	200,000	210,000	221,000	232,000	244,000	256,000			1,363,000
Equipment/Furnishings									0
Other									0
EXPENDITURES									

TOTAL	200,000	210,000	221,000	232,000	244,000	256,000	0	0	1,363,000
--------------	----------------	----------------	----------------	----------------	----------------	----------------	----------	----------	------------------

SOURCES OF FUNDING									
Transfer from General Fund									0
Reallocated GF Transfer									0
Bonds	200,000	210,000	221,000	232,000	244,000	256,000			1,363,000
Reallocated Bonds									0

PROJECTED OPERATING IMPACTS									
	0	0	0	0	0	0			

Storm Drain Video Inspection

Ryan Nowicki, Management and Budget Analyst (410) 386-2082

8769

This project provides ongoing funding to gather video inspection data of existing storm drain pipes. Inspection data is also collected for roads repaired through the Pavement Management Program. Video inspections determine if repairs or replacements are needed, and funding is provided for infrastructure rehabilitation in Storm Drain Rehabilitation.

	FY25	FY26	FY27	FY28	FY29	FY30	Prior Allocation	Balance to Complete	Total Project Cost
Land Acquisition									0
Engineering/Design	100,000	105,000	110,000	116,000	122,000	128,000			681,000
Site Work									0
Construction									0
Equipment/Furnishings									0
Other									0
EXPENDITURES									

TOTAL	100,000	105,000	110,000	116,000	122,000	128,000	0	0	681,000
--------------	----------------	----------------	----------------	----------------	----------------	----------------	----------	----------	----------------

SOURCES OF FUNDING									
Transfer from General Fund	100,000	105,000	110,000	116,000	122,000	128,000			681,000
Reallocated GF Transfer									0
Local Income Tax									0
Reallocated Local Income Tax									0

PROJECTED OPERATING IMPACTS									
	0	0	0	0	0	0			

BRIDGES

COMMUNITY INVESTMENT PLAN FOR FISCAL YEARS 2025 TO 2030

	FY25	FY26	FY27	FY28	FY29	FY30	Prior Allocation	Balance To Complete	Total Project Cost
BRIDGES									
Bridge Inspection and Inventory	\$34,000	\$35,000	\$36,000	\$37,000	\$38,000	\$39,000	\$0	\$0	\$219,000
Bridge Maintenance and Structural Repair	89,000	94,000	99,000	104,000	110,000	115,000	0	0	611,000
Brown Road over Roaring Run	26,000	0	2,158,000	0	0	0	530,000	0	2,714,000
Cleaning and Painting of Bridge Structural Steel	271,000	284,000	298,000	313,000	329,000	345,000	0	0	1,840,000
Gaither Road over South Branch Patapsco	0	480,000	0	2,420,000	0	0	0	0	2,900,000
Hawks Hill Road over Little Pipe Creek Tributary	875,000	0	0	0	0	0	302,000	0	1,177,000
Hughes Shop Road over Bear Branch Road	703,000	0	0	0	0	0	1,698,000	0	2,401,000
McKinstry's Mill Road over Little Pipe Creek	464,000	0	0	2,091,000	0	0	0	0	2,555,000
McKinstry's Mill Road over Sams Creek	511,000	0	0	0	0	0	1,154,000	0	1,665,000
McKinstry's Mill Road over Tributary to Little Pipe Creek	0	301,000	0	0	971,000	0	0	0	1,272,000
Old Kays Mill Road over Beaver Run	0	0	570,000	0	2,233,000	0	0	0	2,803,000
Patapsco Road over E. Branch Patapsco	2,045,000	0	0	0	0	0	603,000	0	2,648,000
Stem Road over Wolf Pit Branch	1,010,000	0	0	0	0	0	288,000	0	1,298,000
Stone Chapel Road over Little Pipe Creek	1,158,000	0	0	0	0	0	922,000	0	2,080,000
Woodbine Road over S. Branch Patapsco	0	1,121,000	0	0	0	6,367,000	0	0	7,488,000
BRIDGES TOTAL	\$7,186,000	\$2,315,000	\$3,161,000	\$4,965,000	\$3,681,000	\$6,866,000	\$5,497,000	\$0	\$33,671,000
SOURCES OF FUNDING:									
Transfer from General Fund	\$177,000	\$186,000	\$198,000	\$204,000	\$214,000	\$223,000	\$0	\$0	\$1,202,000
Property Tax	0	0	0	0	0	0	36,400	0	36,400
Bonds	412,600	621,200	704,300	1,241,600	1,581,900	1,773,400	1,397,400	0	7,732,400
Reallocated Bonds	2,780,000	0	0	0	0	0	148,600	0	2,928,600
Federal Highway/Bridge	3,816,400	1,507,800	2,258,700	3,519,400	1,885,100	4,869,600	3,914,600	0	21,771,600
BRIDGES TOTAL	\$7,186,000	\$2,315,000	\$3,161,000	\$4,965,000	\$3,681,000	\$6,866,000	\$5,497,000	\$0	\$33,671,000

Bridge Inspection and Inventory

Ryan Nowicki, Management and Budget Analyst (410) 386-2082

9684

This project provides ongoing funding for the inspection of 20 minor structures that do not qualify for use of Federal funds. Small structures are inspected every four years in the same manner as the 136 major County-maintained structures. This project includes hands-on field inspections of all 20 structures, as well as completion and submission of inspection reports, which summarize findings. Report recommendations are used to evaluate repairs and structure replacements.

	FY25	FY26	FY27	FY28	FY29	FY30	Prior Allocation	Balance to Complete	Total Project Cost
Land Acquisition									0
Engineering/Design	34,000	35,000	36,000	37,000	38,000	39,000			219,000
Site Work									0
Construction									0
Equipment/Furnishings									0
Other									0
EXPENDITURES									
TOTAL	34,000	35,000	36,000	37,000	38,000	39,000	0	0	219,000
SOURCES OF FUNDING									
Transfer from General Fund	34,000	35,000	36,000	37,000	38,000	39,000			219,000
Reallocated GF Transfer									0
Bonds									0
Reallocated Bonds									0
PROJECTED OPERATING IMPACTS	0	0	0	0	0	0			

Bridge Maintenance and Structural Repair

Ryan Nowicki, Management and Budget Analyst (410) 386-2082

9882

This project provides ongoing funding for preventative maintenance and small repairs to County-maintained bridges, including: deck joint replacements, structural steel repairs, concrete patching, stream channel stabilization, traffic barrier replacement, and approach roadway repairs. Several projects have been identified for the work types and are listed below.

Listed below are potential sites for a replacement bridge seal project:

- | | | |
|---------------------------------------|--|---|
| CL 208 Baptist over Alloway Creek | CL 211 Bowers over Alloway Creek | CL 364 Adams Mill over Little Pipe Creek |
| CL 234 Hapes Mill over Big Pipe Creek | CL 262 Mayberry over Bear Branch | CL 353 Patapsco over W. Branch Patapsco River |
| CL 266 Flickinger over Big Pipe Creek | CL 271 Arters Mill over Big Pipe Creek | CL 311 Morgan over S. Branch Patapsco River |
| CL 272 Halter over Big Pipe Creek | | |

Listed below are potential sites for a concrete patching project:

- | | |
|---|---|
| CL 217 Stone over Silver Run | CL 332 Marriottsville over S. Branch Patapsco River |
| CL 311 Morgan over S. Branch Patapsco River | CL 373 Coon Club over E. Branch Patapsco River |
| CL 353 Patapsco over W. Branch Patapsco River | |

	FY25	FY26	FY27	FY28	FY29	FY30	Prior Allocation	Balance to Complete	Total Project Cost
Land Acquisition									0
Engineering/Design									0
Site Work									0
Construction	89,000	94,000	99,000	104,000	110,000	115,000			611,000
Equipment/Furnishings									0
Other									0
EXPENDITURES									

TOTAL	89,000	94,000	99,000	104,000	110,000	115,000	0	0	611,000
--------------	---------------	---------------	---------------	----------------	----------------	----------------	----------	----------	----------------

SOURCES OF FUNDING									
Transfer from General Fund	89,000	94,000	99,000	104,000	110,000	115,000			611,000
Reallocated GF Transfer									0
Bonds									0
Reallocated Bonds									0

PROJECTED OPERATING IMPACTS									
	0	0	0	0	0	0			

Brown Road over Roaring Run

Commissioner District: 2

Ryan Nowicki, Management and Budget Analyst (410) 386-2082

9589

Functional Classification: Rural Local
 Average Daily Traffic: 395
 Bridge Number: CL 346



This project provides funding to replace the three cell corrugated steel pipe culverts, located in the central eastern area of Carroll County, with a new structure. The type of replacement structure will be determined based on an alternatives analysis.

This project qualifies for Federal aid, which covers 80 percent of the engineering, inspection, and construction costs.

	FY25	FY26	FY27	FY28	FY29	FY30	Prior Allocation	Balance to Complete	Total Project Cost
Land Acquisition									0
Engineering/Design	26,000						530,000		556,000
Site Work			175,000						175,000
Construction			1,796,000						1,796,000
Equipment/Furnishings									0
Other			187,000						187,000
EXPENDITURES									

TOTAL	26,000	0	2,158,000	0	0	0	530,000	0	2,714,000
--------------	---------------	----------	------------------	----------	----------	----------	----------------	----------	------------------

SOURCES OF FUNDING									
Transfer from General Fund									0
Reallocated GF Transfer									0
Bonds	5,200		590,300				106,000		701,500
Federal Highway/Bridge	20,800		1,567,700				424,000		2,012,500

PROJECTED OPERATING IMPACTS									
	0	0	0	0	0	0			0

Cleaning and Painting of Bridge Structural Steel

Ryan Nowicki, Management and Budget Analyst (410) 386-2082

9686

This project provides ongoing funding for cleaning and painting of bridge structural steel. Cleaning and painting slows deterioration and extends the useful life of steel structures. Funding is accumulated over several years to allow for completion of a larger project.

Listed below are potential sites for the next project:

- CL 207 Baptist Road over Alloway Creek
- CL 208 Baptist Road over Alloway Creek
- CL 211 Bowers Road over Alloway Creek
- CL 262 Mayberry Road over Bear Branch
- CL 272 Halter Road over Big Pipe Creek
- CL 364 Adams Mill Road over Little Pipe Creek

	FY25	FY26	FY27	FY28	FY29	FY30	Prior Allocation	Balance to Complete	Total Project Cost
Land Acquisition									0
Engineering/Design	23,000	24,000	25,000	26,000	27,000	28,000			153,000
Site Work									0
Construction	248,000	260,000	273,000	287,000	302,000	317,000			1,687,000
Equipment/Furnishings									0
Other									0
EXPENDITURES									

TOTAL	271,000	284,000	298,000	313,000	329,000	345,000	0	0	1,840,000
--------------	----------------	----------------	----------------	----------------	----------------	----------------	----------	----------	------------------

SOURCES OF FUNDING									
Transfer from General Fund	54,000	57,000	63,000	63,000	66,000	69,000			372,000
Reallocated GF Transfer									0
Local Income Tax									0
Federal Highway/Bridge	217,000	227,000	235,000	250,000	263,000	276,000			1,468,000

PROJECTED OPERATING IMPACTS									
	0	0	0	0	0	0			

Gaither Road over South Branch Patapsco

Commissioner Districts: 4 and 5

Ryan Nowicki, Management and Budget Analyst (410) 386-2082

8722

Functional Classification: Minor Collector

Average Daily Traffic: 1,190

Bridge Number: CL 313



This project provides planned funding to replace the steel truss bridge, located in southern Carroll County on the Howard County border, with a new structure. The type of replacement structure will be determined based on an alternatives analysis.

This project qualifies for Federal aid, which covers 80 percent of the engineering, inspection, and construction costs.

	FY25	FY26	FY27	FY28	FY29	FY30	Prior Allocation	Balance to Complete	Total Project Cost
Land Acquisition				5,000					5,000
Engineering/Design		480,000							480,000
Site Work				200,000					200,000
Construction				1,995,000					1,995,000
Equipment/Furnishings									0
Other				220,000					220,000
EXPENDITURES									

TOTAL	0	480,000	0	2,420,000	0	0	0	0	2,900,000
--------------	----------	----------------	----------	------------------	----------	----------	----------	----------	------------------

SOURCES OF FUNDING									
Transfer from General Fund									0
Bonds		96,000		666,000					762,000
Reallocated Bonds									0
Federal Highway/Bridge		384,000		1,754,000					2,138,000

PROJECTED OPERATING IMPACTS									
	0	0	0	0	0	0			

Hawks Hill Road over Little Pipe Creek Tributary

Commissioner District: 4

Ryan Nowicki, Management and Budget Analyst (410) 386-2082

8891

Functional Classification: Rural Local
 Average Daily Traffic: 253
 Bridge Number: CL 242



This project provides funding to replace the small bridge, located in western Carroll County near the Town of New Windsor. The existing structure is concrete encased steel beams on stone masonry abutments. The type of replacement structure will be determined based on an alternatives analysis. The structure width and waterway opening will be evaluated as part of the analysis.

This project does not qualify for Federal aid due to the overall length of the structure.

	FY25	FY26	FY27	FY28	FY29	FY30	Prior Allocation	Balance to Complete	Total Project Cost
Land Acquisition							5,000		5,000
Engineering/Design	15,000						297,000		312,000
Site Work	70,000								70,000
Construction	710,000								710,000
Equipment/Furnishings									0
Other	80,000								80,000
EXPENDITURES									
TOTAL	875,000	0	0	0	0	0	302,000	0	1,177,000
SOURCES OF FUNDING									
Transfer from General Fund									0
Bonds							274,000		274,000
Reallocated Bonds	875,000						28,000		903,000
Federal Highway/Bridge									0
PROJECTED OPERATING IMPACTS	0	0	0	0	0	0			

Hughes Shop Road over Bear Branch Road

Commissioner District: 3

Ryan Nowicki, Management and Budget Analyst (410) 386-2082

8332

Functional Classification: Minor Collector
 Average Daily Traffic: 3,000
 Bridge Number: CL 264



This project provides funding to replace the existing bridge, located near Pleasant Valley, with a new structure. The type of replacement structure will be determined based on an alternatives analysis.

This project qualifies for Federal aid, which covers 80 percent of the engineering, inspection, and construction costs.

	FY25	FY26	FY27	FY28	FY29	FY30	Prior Allocation	Balance to Complete	Total Project Cost
Land Acquisition									0
Engineering/Design	263,000						287,000		550,000
Site Work	50,000						103,000		153,000
Construction	335,000						1,194,000		1,529,000
Equipment/Furnishings									0
Other	55,000						114,000		169,000
EXPENDITURES									
TOTAL	703,000	0	0	0	0	0	1,698,000	0	2,401,000
SOURCES OF FUNDING									
Transfer from General Fund									0
Property Tax							36,400		36,400
Bonds	186,100						303,200		489,300
Federal Highway/Bridge	516,900						1,358,400		1,875,300
PROJECTED OPERATING IMPACTS	0	0	0	0	0	0			

McKinstry's Mill Road over Little Pipe Creek

Commissioner District: 4

Ryan Nowicki, Management and Budget Analyst (410) 386-2082

8987

Functional Classification: Rural Local

Average Daily Traffic: 338

Bridge Number: CL 236



This project provides funding to replace the bridge, located in western Carroll County, east of the Town of Union Bridge, with a new structure. The type of replacement structure will be determined based on an alternatives analysis. The structure width and waterway opening will be evaluated as part of the analysis.

This project qualifies for Federal aid, which covers 80 percent of the engineering, inspection, and construction costs.

	FY25	FY26	FY27	FY28	FY29	FY30	Prior Allocation	Balance to Complete	Total Project Cost
Land Acquisition									0
Engineering/Design	464,000								464,000
Site Work				173,000					173,000
Construction				1,728,000					1,728,000
Equipment/Furnishings									0
Other				190,000					190,000
EXPENDITURES									
TOTAL	464,000		0	2,091,000	0	0	0	0	2,555,000
SOURCES OF FUNDING									
Transfer from General Fund									0
Bonds	92,800			575,600					668,400
Reallocated Bonds									0
Federal Highway/Bridge	371,200			1,515,400					1,886,600
PROJECTED OPERATING IMPACTS	0	0	0	0	0	0			

McKinstry's Mill Road over Sams Creek

Commissioner District: 4

Ryan Nowicki, Management and Budget Analyst (410) 386-2082

8323

Functional Classification: Rural Local
 Average Daily Traffic: 395
 Bridge Number: CL 243



This project provides funding to replace the bridge, located west of New Windsor on the Carroll/Frederick county line, with a new structure. The type of replacement structure will be determined based on an alternatives analysis.

This project qualifies for Federal aid, which covers 80 percent of the engineering, inspection, and construction costs.

	FY25	FY26	FY27	FY28	FY29	FY30	Prior Allocation	Balance to Complete	Total Project Cost
Land Acquisition							7,000		7,000
Engineering/Design	270,000						280,000		550,000
Site Work	29,000						63,000		92,000
Construction	181,000						734,000		915,000
Equipment/Furnishings									0
Other	31,000						70,000		101,000
EXPENDITURES									
TOTAL	511,000	0	0	0	0	0	1,154,000	0	1,665,000
SOURCES OF FUNDING									
Transfer from General Fund									0
Bonds	128,500						230,800		359,300
Reallocated Bonds									0
Federal Highway/Bridge	382,500						923,200		1,305,700
PROJECTED OPERATING IMPACTS	0	0	0	0	0	0			

McKinstry's Mill Road over Tributary to Little Pipe Creek

Commissioner District: 4

Ryan Nowicki, Management and Budget Analyst (410) 386-2082

Proj #

Functional Classification: Rural Local
 Average Daily Traffic: 375
 Bridge Number: CL 240X



This project provides planned funding to replace the small structure, located in western Carroll County near New Windsor and Union Bridge. The existing structure is a concrete slab on stone masonry abutments. The type of replacement structure will be determined based on an alternatives analysis. The structure width and waterway opening will be evaluated as part of the analysis.

This project does not qualify for Federal aid due to the overall length of the structure.

	FY25	FY26	FY27	FY28	FY29	FY30	Prior Allocation	Balance to Complete	Total Project Cost
Land Acquisition									0
Engineering/Design		301,000							301,000
Site Work					70,000				70,000
Construction					701,000				701,000
Equipment/Furnishings									0
Other					200,000				200,000
EXPENDITURES									
TOTAL	0	301,000	0	0	971,000	0	0	0	1,272,000
SOURCES OF FUNDING									
Transfer from General Fund									0
Bonds		301,000			971,000				1,272,000
Reallocated Bonds									0
Federal Highway/Bridge									0
PROJECTED OPERATING IMPACTS	0	0	0	0	0	0			

Old Kays Mill Road over Beaver Run

Commissioner District: 2

Ryan Nowicki, Management and Budget Analyst (410) 386-2082

Proj #

Functional Classification: Rural Local

Average Daily Traffic: 209

Bridge Number: CL 344



This project provides planned funding to replace the three cell structural plate pipe culverts, located in the Finksburg area, with a new structure. The type of replacement structure will be determined based on an alternatives analysis.

This project qualifies for Federal aid, which covers 80 percent of the engineering, inspection, and construction costs.

	FY25	FY26	FY27	FY28	FY29	FY30	Prior Allocation	Balance to Complete	Total Project Cost
Land Acquisition									0
Engineering/Design			570,000						570,000
Site Work					180,000				180,000
Construction					1,850,000				1,850,000
Equipment/Furnishings									0
Other					203,000				203,000
EXPENDITURES									

TOTAL	0	0	570,000	0	2,233,000	0	0	0	2,803,000
--------------	----------	----------	----------------	----------	------------------	----------	----------	----------	------------------

SOURCES OF FUNDING									
Transfer from General Fund									0
Bonds			114,000		610,900				724,900
Reallocated Bonds									0
Federal Highway/Bridge			456,000		1,622,100				2,078,100

PROJECTED OPERATING IMPACTS									
	0	0	0	0	0	0			

Patapsco Road over E. Branch Patapsco

Commissioner District: 2

Ryan Nowicki, Management and Budget Analyst (410) 386-2082

8933

Functional Classification: Minor Collector

Average Daily Traffic: 147

Bridge Number: CL 351



This project provides funding to replace the structure, located in eastern Carroll County. The type of replacement structure will be determined based on an alternatives analysis. The structure width and waterway opening will be evaluated as part of the analysis.

This project qualifies for Federal aid, which covers 80 percent of the engineering, inspection, and construction costs.

	FY25	FY26	FY27	FY28	FY29	FY30	Prior Allocation	Balance to Complete	Total Project Cost
Land Acquisition									0
Engineering/Design							603,000		603,000
Site Work	127,000								127,000
Construction	1,778,000								1,778,000
Equipment/Furnishings									0
Other	140,000								140,000
EXPENDITURES									

TOTAL	2,045,000	0	0	0	0	0	603,000	0	2,648,000
--------------	------------------	----------	----------	----------	----------	----------	----------------	----------	------------------

SOURCES OF FUNDING									
Transfer from General Fund									0
Bonds									0
Reallocated Bonds	524,600						120,600		645,200
Federal Highway/Bridge	1,520,400						482,400		2,002,800

PROJECTED OPERATING IMPACTS									
	0	0	0	0	0	0			

Stem Road over Wolf Pit Branch

Commissioner District: 4

Ryan Nowicki, Management and Budget Analyst (410) 386-2082

9590

Functional Classification: Rural Local
 Average Daily Traffic: 47
 Bridge Number: CL 235X



This project provides funding to replace the small bridge, located in western Carroll County near Union Bridge. The existing structure is steel beams on stone masonry abutments. The type of replacement structure will be determined based on an alternatives analysis. The structure width and waterway opening will be evaluated as part of the analysis.

This project does not qualify for Federal aid due to the overall length of the structure.

	FY25	FY26	FY27	FY28	FY29	FY30	Prior Allocation	Balance to Complete	Total Project Cost
Land Acquisition									0
Engineering/Design	14,000						288,000		302,000
Site Work	75,000								75,000
Construction	721,000								721,000
Equipment/Furnishings									0
Other	200,000								200,000
EXPENDITURES									

TOTAL	1,010,000	0	0	0	0	0	288,000	0	1,298,000
--------------	------------------	----------	----------	----------	----------	----------	----------------	----------	------------------

SOURCES OF FUNDING									
Transfer from General Fund									0
Reallocated GF Transfer									0
Bonds							288,000		288,000
Reallocated Bonds	1,010,000								1,010,000

PROJECTED OPERATING IMPACTS									
	0	0	0	0	0	0			0

Stone Chapel Road over Little Pipe Creek

Commissioner District: 3

Ryan Nowicki, Management and Budget Analyst (410) 386-2082

8588

Functional Classification: Urban Minor Collector
 Average Daily Traffic: 4000 vpd
 Bridge Number: CL 363



This project provides funding to replace the existing bridge located outside of Westminster, near MD 31. The type of replacement structure will be determined based on an alternatives analysis.

This project qualifies for Federal aid, which covers 80 percent of the engineering, inspection, and construction costs.

	FY25	FY26	FY27	FY28	FY29	FY30	Prior Allocation	Balance to Complete	Total Project Cost
Land Acquisition							7,000		7,000
Engineering/Design	20,000						530,000		550,000
Site Work	165,000						35,000		200,000
Construction	905,000						350,000		1,255,000
Equipment/Furnishings									0
Other	68,000								68,000
EXPENDITURES									

TOTAL	1,158,000	0	0	0	0	0	922,000	0	2,080,000
--------------	------------------	----------	----------	----------	----------	----------	----------------	----------	------------------

SOURCES OF FUNDING									
Transfer from General Fund									0
Bonds							195,400		195,400
Reallocated Bonds	370,400								370,400
Federal Highway/Bridge	787,600						726,600		1,514,200

PROJECTED OPERATING IMPACTS									
	0	0	0	0	0	0			

Woodbine Road over S. Branch Patapsco

Commissioner District: 4

Ryan Nowicki, Management and Budget Analyst (410) 386-2082

Proj #

Functional Classification: Rural Local

Average Daily Traffic: 8182

Bridge Number: CL 310



This project provides planned funding to replace the bridge, located southeast of Mount Airy. The existing structure is a steel beam bridge on concrete abutments and pier. The type of replacement structure will be determined based on an alternatives analysis. The structure width and waterway opening will be evaluated as part of the analysis.

This project qualifies for Federal aid, which covers 80 percent of the engineering, inspection, and construction costs.

	FY25	FY26	FY27	FY28	FY29	FY30	Prior Allocation	Balance to Complete	Total Project Cost
Land Acquisition									0
Engineering/Design		1,121,000							1,121,000
Site Work						600,000			600,000
Construction						5,567,000			5,567,000
Equipment/Furnishings									0
Other						200,000			200,000
EXPENDITURES									

TOTAL	0	1,121,000	0	0	0	6,367,000	0	0	7,488,000
--------------	----------	------------------	----------	----------	----------	------------------	----------	----------	------------------

SOURCES OF FUNDING									
Transfer from General Fund									0
Bonds		224,200				1,773,400			1,997,600
Reallocated Bonds									0
Federal Highway/Bridge		896,800				4,593,600			5,490,400

PROJECTED OPERATING IMPACTS									
	0	0	0	0	0	0			0

RECREATION AND CULTURE

Overview of Recreation and Culture CIP

The Recreation and Parks portion of the FY25 – 30 CIP provides facilities for passive (natural park areas) and active (ballfields) recreational opportunities. The primary sources of funding for recreation projects are Impact Fees and Program Open Space (POS) funding. Impact Fees are charged to developers of new homes in Carroll County to partially offset the cost of providing recreation facilities to serve those new homes. POS funding is provided as a portion of the State Real Estate Transfer Tax for the acquisition and development of park facilities. Projects include Recreation and Parks, and the Union Mills Homestead. These projects maintain County infrastructure and are funded primarily using Program Open Space dollars.

Field light replacements are included for three fields at Freedom Park. Other projects include five tot lot replacements, two replacement pavilions and Sports Complex field improvements.

Funding continues for Self-Help projects. These projects are cooperative ventures between local community groups and the County and enable the County's Recreation Councils to identify projects to enhance park facilities countywide.

For additional information on Recreation and Parks projects, please refer to the individual project pages.

COMMUNITY INVESTMENT PLAN FOR FISCAL YEARS 2025 TO 2030

	FY25	FY26	FY27	FY28	FY29	FY30	Prior Allocation	Balance To Complete	Total Project Cost
RECREATION AND CULTURE									
Community Self-Help Projects	\$125,000	\$131,000	\$138,000	\$145,000	\$152,000	\$160,000	\$0	\$0	\$851,000
Freedom Park Field Light Replacement	0	0	0	0	600,000	320,000	0	1,814,900	2,734,900
Land Acquisition	217,000	217,000	217,000	217,000	217,000	217,000	0	0	1,302,000
Park Restoration	249,000	261,000	274,000	288,000	302,000	317,000	0	0	1,691,000
Pavilion Replacements	0	457,000	0	0	0	0	0	0	457,000
Piney Run Park Pavilion Road Paving	100,000	0	0	0	0	0	213,000	0	313,000
Sports Complex Field Improvements	1,700,000	0	730,000	0	0	0	0	0	2,430,000
Tot Lot Replacement	279,000	200,000	0	610,000	0	250,000	0	0	1,339,000
Town Fund	26,000	12,100	12,100	12,100	12,100	12,100	0	0	86,500
RECREATION AND CULTURE TOTAL	\$2,696,000	\$1,278,100	\$1,371,100	\$1,272,100	\$1,283,100	\$1,276,100	\$213,000	\$1,814,900	\$11,204,400
SOURCES OF FUNDING:									
Transfer from General Fund	\$556,075	\$469,800	\$497,100	\$506,100	\$526,100	\$546,100	\$0	\$181,500	\$3,282,775
Reallocated GF Transfer	32,925	0	0	0	0	0	21,300	0	54,225
Program Open Space	2,107,000	808,300	874,000	766,000	757,000	730,000	191,700	1,633,400	7,867,400
RECREATION AND CULTURE TOTAL	\$2,696,000	\$1,278,100	\$1,371,100	\$1,272,100	\$1,283,100	\$1,276,100	\$213,000	\$1,814,900	\$11,204,400

Community Self-Help Projects

Ashleigh Smith, Project Coordinator (410) 386-2082

9735

This project provides ongoing funding for the Self-Help program in an effort to create community interest and involvement in recreational facilities throughout Carroll County. It enables communities to accomplish recreational projects approved by the Recreation and Parks Advisory Board and Board of County Commissioners. Individual projects may not exceed \$25,000 and can receive up to 75% funding from Community Self-Help, up to 85% if it includes volunteer labor. The remaining cost of the project is provided by the community.

	FY25	FY26	FY27	FY28	FY29	FY30	Prior Allocation	Balance to Complete	Total Project Cost
Land Acquisition									0
Engineering/Design									0
Site Work									0
Construction	125,000	131,000	138,000	145,000	152,000	160,000			851,000
Equipment/Furnishings									0
Other									0
EXPENDITURES									

TOTAL	125,000	131,000	138,000	145,000	152,000	160,000	0	0	851,000
--------------	----------------	----------------	----------------	----------------	----------------	----------------	----------	----------	----------------

SOURCES OF FUNDING									
Transfer from General Fund	125,000	131,000	138,000	145,000	152,000	160,000			851,000
Impact Fee - Parks									0
Program Open Space									0
Reallocated Program Open Space									0

PROJECTED OPERATING IMPACTS									
	0	0	0	0	0	0			

Freedom Park Field Light Replacement

Commissioner District: 5

Ashleigh Smith, Project Coordinator (410) 386-2082

Proj #

This project provides planned funding to replace the existing lights for three ball fields, located on Raincliffe Road in Sykesville. The remaining five fields will be addressed outside of the plan.

Project is contingent on State funding.

Operating impacts will include a reduction in electricity cost.

	FY25	FY26	FY27	FY28	FY29	FY30	Prior Allocation	Balance to Complete	Total Project Cost
Land Acquisition									0
Engineering/Design									0
Site Work									0
Construction					570,000	295,000		1,728,500	2,593,500
Equipment/Furnishings									0
Other					30,000	25,000		86,400	141,400
EXPENDITURES									
TOTAL	0	0	0	0	600,000	320,000	0	1,814,900	2,734,900
SOURCES OF FUNDING									
Transfer from General Fund					60,000	32,000		181,500	273,500
Impact Fee - Parks									0
Program Open Space					540,000	288,000		1,633,400	2,461,400
Reallocated Program Open Space									0
PROJECTED OPERATING IMPACTS	0	0	0	0	0	(400)			

Land Acquisition

Ashleigh Smith, Project Coordinator (410) 386-2082

8233

This project provides ongoing funding for the required 25% Program Open Space allocation for land acquisition projects. Projects must be consistent with the goals of the local Land Preservation Parks and Recreation Plan (LPPRP) and Program Open Space Annual Program. Funding is included in this project for future acquisitions and has not been allocated to specific projects.

Project is contingent on State funding.

	FY25	FY26	FY27	FY28	FY29	FY30	Prior Allocation	Balance to Complete	Total Project Cost
Land Acquisition	217,000	217,000	217,000	217,000	217,000	217,000			1,302,000
Engineering/Design									0
Site Work									0
Construction									0
Equipment/Furnishings									0
Other									0
EXPENDITURES									
TOTAL	217,000	217,000	217,000	217,000	217,000	217,000	0	0	1,302,000
SOURCES OF FUNDING									
Transfer from General Fund									0
Impact Fee - Parks									0
Program Open Space	217,000	217,000	217,000	217,000	217,000	217,000			1,302,000
Reallocated Program Open Space									0
PROJECTED OPERATING IMPACTS	0	0	0	0	0	0			

Park Restoration

Ashleigh Smith, Project Coordinator (410) 386-2082

8232

This project provides ongoing funding for maintenance and renovation projects at County park sites.

	FY25	FY26	FY27	FY28	FY29	FY30	Prior Allocation	Balance to Complete	Total Project Cost
Land Acquisition									0
Engineering/Design									0
Site Work									0
Construction	249,000	261,000	274,000	288,000	302,000	317,000			1,691,000
Equipment/Furnishings									0
Other									0
EXPENDITURES									

TOTAL	249,000	261,000	274,000	288,000	302,000	317,000	0	0	1,691,000
--------------	----------------	----------------	----------------	----------------	----------------	----------------	----------	----------	------------------

SOURCES OF FUNDING									
Transfer from General Fund	249,000	261,000	274,000	288,000	302,000	317,000			1,691,000
Impact Fee - Parks									0
Program Open Space									0
Reallocated Program Open Space									0

PROJECTED OPERATING IMPACTS									
	0	0	0	0	0	0			

Pavilion Replacements

Commissioner Districts: 4 and 5

Ashleigh Smith, Project Coordinator (410) 386-2082

Proj #

This project provides planned funding for two replacement pavilions at Freedom Park and Piney Run Park.

Project is contingent on state funding.

	FY25	FY26	FY27	FY28	FY29	FY30	Prior Allocation	Balance to Complete	Total Project Cost
Land Acquisition									0
Engineering/Design									0
Site Work									0
Construction		457,000							457,000
Equipment/Furnishings									0
Other									0
EXPENDITURES									
TOTAL	0	457,000	0	0	0	0	0	0	457,000
SOURCES OF FUNDING									
Transfer from General Fund		45,700							45,700
Impact Fee - Parks									0
Program Open Space		411,300							411,300
Reallocated Program Open Space									0
PROJECTED OPERATING IMPACTS	0	0	0	0	0	0			

Piney Run Park Pavilion Road Paving

Commissioner District: 4

Ashleigh Smith, Project Coordinator (410) 386-2082

8898

This project was included in FY22 to pave the pavilion road and parking lot near Pavilions #4 and #6. Additional funding is being added in FY25 to address stormwater management. Piney Run is located on Martz Road in Sykesville.

Project is contingent on State funding.

Operating impacts include eliminating stone replacement costs.

	FY25	FY26	FY27	FY28	FY29	FY30	Prior Allocation	Balance to Complete	Total Project Cost
Land Acquisition									0
Engineering/Design									0
Site Work									0
Construction	100,000						213,000		313,000
Equipment/Furnishings									0
Other									0
EXPENDITURES									
TOTAL	100,000	0	0	0	0	0	213,000	0	313,000
SOURCES OF FUNDING									
Transfer from General Fund	10,000								10,000
Reallocated GF Transfer							21,300		21,300
Impact Fee - Parks									0
Program Open Space	90,000						191,700		281,700
PROJECTED OPERATING IMPACTS	0	0	0	0	0	0			

Sports Complex Field Improvements

Commissioner Districts: 1 and 3

Ashleigh Smith, Project Coordinator (410) 386-2082

8988

This project provides funding to improve drainage issues and install concrete pads and shade structures for all five ballfields at Carroll County Sports Complex, located on Route 97, north of Westminster. The shade structures consist of removable sail cloth supported by steel posts and cabling.

Project is contingent on State funding.

	FY25	FY26	FY27	FY28	FY29	FY30	Prior Allocation	Balance to Complete	Total Project Cost
Land Acquisition									0
Engineering/Design	340,000		106,000						446,000
Site Work									0
Construction	1,190,000		567,000						1,757,000
Equipment/Furnishings									0
Other	170,000		57,000						227,000
EXPENDITURES									
TOTAL	1,700,000	0	730,000	0	0	0	0	0	2,430,000
SOURCES OF FUNDING									
Transfer from General Fund	150,000		73,000						223,000
Reallocated GF Transfer	20,000								20,000
Impact Fee - Parks									0
Program Open Space	1,530,000		657,000						2,187,000
PROJECTED OPERATING IMPACTS	0	0	0	0	0	0			

Tot Lot Replacement

Ashleigh Smith, Project Coordinator (410) 386-2082

9925

This project provides ongoing funding to replace tot lots. The cost includes installation of the tot lot structure, border, and safety surfacing. Listed below are planned projects:

- Piney Run Park
- Double Pipe Creek Park
- Sports Complex
- Westminster Community Pond
- Freedom Park

Project is contingent on State funding.

	FY25	FY26	FY27	FY28	FY29	FY30	Prior Allocation	Balance to Complete	Total Project Cost
Land Acquisition									0
Engineering/Design									0
Site Work									0
Construction	279,000	200,000		610,000		250,000			1,339,000
Equipment/Furnishings									0
Other									0
EXPENDITURES									

TOTAL	279,000	200,000	0	610,000	0	250,000	0	0	1,339,000
--------------	----------------	----------------	----------	----------------	----------	----------------	----------	----------	------------------

SOURCES OF FUNDING									
Transfer from General Fund	9,000	20,000		61,000		25,000			115,000
Impact Fee - Parks									0
Program Open Space	270,000	180,000		549,000		225,000			1,224,000
Reallocated Program Open Space									0

PROJECTED OPERATING IMPACTS									
	0	0	0	0	0	0			

Town Fund

Ashleigh Smith, Project Coordinator (410) 386-2082

9736

This project provides ongoing funding to the eight towns within the County as a 5% match to Program Open Space (POS) projects. Every year since the early 1970s, the State has made POS funds available to the towns for development of municipal parks. Up to 90% of the cost of the municipal projects may be reimbursed through POS funding. The County contribution shown below is to cover 5% of the approved municipal projects. The remaining 5%, as well as any cost overruns, are the responsibility of the towns.

	FY25	FY26	FY27	FY28	FY29	FY30	Prior Allocation	Balance to Complete	Total Project Cost
Land Acquisition									0
Engineering/Design									0
Site Work									0
Construction	26,000	12,100	12,100	12,100	12,100	12,100			86,500
Equipment/Furnishings									0
Other									0
EXPENDITURES									

TOTAL	26,000	12,100	12,100	12,100	12,100	12,100	0	0	86,500
--------------	---------------	---------------	---------------	---------------	---------------	---------------	----------	----------	---------------

SOURCES OF FUNDING									
Transfer from General Fund	13,075	12,100	12,100	12,100	12,100	12,100			73,575
Reallocated GF Transfer	12,925								12,925
Impact Fee - Parks									0
Program Open Space									0

PROJECTED OPERATING IMPACTS									
	0	0	0	0	0	0			

GENERAL GOVERNMENT

Overview of General Government CIP

The General Government portion of the Community Investment Plan (CIP) addresses capital projects that do not specifically fit in one of the other five categories: Recreation and Parks, Public Works, Public Schools, Conservation and Open Space, and Enterprise Funds. General Government projects are typically related to Public Safety, Carroll Community College, Carroll County Public Library, Sheriff's Office, Board of Elections, Technology Services, Senior Centers, and other County facilities.

Included is ongoing funding for technology improvements for County Government, Carroll Community College, and Carroll County Public Library. Systemic improvements, replacements, and renovations for County facilities, including generators, roofs, HVAC components, and parking lots are included.

Ongoing funding is provided for Public Safety emergency communication radios.

Ongoing funding is provided for the replacement of self-contained breathing apparatus for volunteer and career firefighters in Carroll County, as well as for regional water supply infrastructure to support firefighting operations.

Fleet Management replacement projects include a belowground vehicle lift and fuel tanks.

Funding is provided for Piney Run Dam Rehabilitation to bring the dam up to safety and performance standards required by the State.

Funding is provided to migrate the County's land management software to a cloud-based service and add an electronic document review solution.

Additional funding is provided for the construction of a headquarters for the Sheriff's Office.

For additional information on General Government projects, please refer to the individual project pages.

COMMUNITY INVESTMENT PLAN FOR FISCAL YEARS 2025 TO 2030

	FY25	FY26	FY27	FY28	FY29	FY30	Prior Allocation	Balance To Complete	Total Project Cost
GENERAL GOVERNMENT									
Carroll Community College Technology	\$0	\$0	\$0	\$350,000	\$350,000	\$350,000	\$2,800,000	\$0	\$3,850,000
County Building Systemic Renovations	1,500,000	1,575,000	1,654,000	1,737,000	1,824,000	1,915,000	0	0	10,205,000
County Technology	1,437,000	1,508,000	1,584,000	1,663,000	1,746,000	1,833,000	0	0	9,771,000
Detention Center Access System Replacement	100,000	0	0	0	0	0	400,000	0	500,000
Facilities Storage Building	330,000	0	0	0	0	0	0	0	330,000
Fire and EMS - Regional Water Supply	152,000	160,000	168,000	176,000	185,000	194,000	0	0	1,035,000
Fire and EMS - Self-Contained Breathing Apparatus Replacement	518,000	544,000	572,000	601,000	631,000	663,000	0	0	3,529,000
Fleet Lift Replacements	0	0	275,000	0	0	0	0	0	275,000
General Government Unallocated	4,000,000	0	0	0	0	0	0	0	4,000,000
Generator Replacement	175,000	150,000	150,000	125,000	125,000	125,000	0	0	850,000
Land Management System Migration	330,000	0	0	0	0	0	0	0	330,000
Library Technology	100,000	100,000	100,000	100,000	150,000	150,000	0	0	700,000
Maintenance Center Fuel Tank Replacement	1,450,000	0	0	0	0	0	0	0	1,450,000
Parking Lot Overlays	335,000	353,000	371,000	390,000	410,000	431,000	0	0	2,290,000
Payroll/Human Resources System Replacement	150,000	0	0	0	0	0	1,100,000	0	1,250,000
Piney Run Dam Rehabilitation	1,500,000	0	0	0	0	0	1,690,000	0	3,190,000
Public Safety Emergency Communication Radios	690,000	710,000	732,000	768,000	790,000	815,000	0	0	4,505,000
PUREWater Westminster	1,500,000	0	0	0	0	0	0	0	1,500,000
Sheriff's Office - Headquarters	9,000,000	0	0	0	0	0	30,350,000	0	39,350,000
GENERAL GOVERNMENT TOTAL	\$23,267,000	\$5,100,000	\$5,606,000	\$5,910,000	\$6,211,000	\$6,476,000	\$36,340,000	\$0	\$88,910,000
SOURCES OF FUNDING:									
Transfer from General Fund	\$13,943,486	\$3,215,000	\$3,359,000	\$3,872,000	\$4,077,000	\$4,242,000	\$27,990,000	\$0	\$60,698,486
Reallocated GF Transfer	1,216,514	0	0	0	0	0	0	0	1,216,514
Bonds	7,777,000	1,885,000	2,247,000	2,038,000	2,134,000	2,234,000	4,062,426	0	22,377,426
Reallocated Bonds	330,000	0	0	0	0	0	287,574	0	617,574
State Miscellaneous Grants	0	0	0	0	0	0	4,000,000	0	4,000,000
GENERAL GOVERNMENT TOTAL	\$23,267,000	\$5,100,000	\$5,606,000	\$5,910,000	\$6,211,000	\$6,476,000	\$36,340,000	\$0	\$88,910,000

Carroll Community College Technology

Commissioner District: 3

Ryan Nowicki, Management and Budget Analyst (410) 386-2082

9782

This project provides planned funding for the systematic replacement of laboratory computers and classroom technology used at Carroll Community College, located on Washington Road in Westminster. Funding is contingent on matching private funds raised by the Foundation.

	FY25	FY26	FY27	FY28	FY29	FY30	Prior Allocation	Balance to Complete	Total Project Cost
Land Acquisition									0
Engineering/Design									0
Site Work									0
Construction									0
Equipment/Furnishings				350,000	350,000	350,000	2,800,000		3,850,000
Other									0
EXPENDITURES									

TOTAL	0	0	0	350,000	350,000	350,000	2,800,000	0	3,850,000
--------------	----------	----------	----------	----------------	----------------	----------------	------------------	----------	------------------

SOURCES OF FUNDING									
Transfer from General Fund				350,000	350,000	350,000	2,800,000		3,850,000
Reallocated GF Transfer									0
Bonds									0
Reallocated Bonds									0

PROJECTED OPERATING IMPACTS									
	0	0	0	0	0	0			

County Building Systemic Renovations

Kelly Burke, Management and Budget Analyst (410) 386-2082

9954

This project provides ongoing funding for systemic replacements and improvements to County facilities including roofing, heating, ventilation, and air conditioning systems. Listed below are planned projects:

- County Office Building Elevator Replacement
- County Office Building Roof
- Citizen Services Elevator Replacement
- Farm Museum Sewer Pumps
- Courthouse Annex Sewer Pumps
- Courthouse Annex New Section Roof
- Safe Haven Roof
- Westminster Library Cooling Tower
- Eldersburg Library Roof
- Westminster Senior Center Cooling Tower/HVAC

	FY25	FY26	FY27	FY28	FY29	FY30	Prior Allocation	Balance to Complete	Total Project Cost
Land Acquisition									0
Engineering/Design									0
Site Work									0
Construction	1,500,000	1,575,000	1,654,000	1,737,000	1,824,000	1,915,000			10,205,000
Equipment/Furnishings									0
Other									0
EXPENDITURES									

TOTAL	1,500,000	1,575,000	1,654,000	1,737,000	1,824,000	1,915,000	0	0	10,205,000
--------------	------------------	------------------	------------------	------------------	------------------	------------------	----------	----------	-------------------

SOURCES OF FUNDING									
Transfer from General Fund									0
Reallocated GF Transfer									0
Bonds	1,500,000	1,575,000	1,654,000	1,737,000	1,824,000	1,915,000			10,205,000
Reallocated Bonds									0

PROJECTED OPERATING IMPACTS									
	0	0	0	0	0	0			

County Technology

Ashleigh Smith, Project Coordinator (410) 386-2082

9648

This project provides ongoing funding for systematic replacement of County information and communication systems including computers, servers, printers, network infrastructure, security cameras, and door controls. The County replaces user equipment, peripherals, and core IT infrastructure on a cyclical basis.

	FY25	FY26	FY27	FY28	FY29	FY30	Prior Allocation	Balance to Complete	Total Project Cost
Land Acquisition									0
Engineering/Design									0
Site Work									0
Construction	1,437,000	1,508,000	1,584,000	1,663,000	1,746,000	1,833,000			9,771,000
Equipment/Furnishings									0
Other									0
EXPENDITURES									

TOTAL	1,437,000	1,508,000	1,584,000	1,663,000	1,746,000	1,833,000	0	0	9,771,000
--------------	------------------	------------------	------------------	------------------	------------------	------------------	----------	----------	------------------

SOURCES OF FUNDING									
Transfer from General Fund	752,010	1,508,000	1,584,000	1,663,000	1,746,000	1,833,000			9,086,010
Reallocated GF Transfer	684,990								684,990
Bonds									0
Reallocated Bonds									0

PROJECTED OPERATING IMPACTS									
	0	0	0	0	0	0			

Detention Center Access System Replacement

Ashleigh Smith, Project Coordinator (410) 386-2082

8850

This project provides funding to replace the building access system at the Detention Center. Funding is included for licenses, cabling, and various IT components. Additional funding is included in FY 25 to address increased costs.

	FY25	FY26	FY27	FY28	FY29	FY30	Prior Allocation	Balance to Complete	Total Project Cost
Land Acquisition									0
Engineering/Design									0
Site Work									0
Construction									0
Equipment/Furnishings	100,000						400,000		500,000
Other									0
EXPENDITURES									
TOTAL	100,000	0	0	0	0	0	400,000	0	500,000
SOURCES OF FUNDING									
Transfer from General Fund							400,000		400,000
Reallocated GF Transfer	100,000								100,000
Bonds									0
Reallocated Bonds									0
PROJECTED OPERATING IMPACTS	0	0	0	0	0	0			

Facilities Storage Building

Commissioner District: 3

Kelly Burke, Management and Budget Analyst (410) 386-2082

8995

This project provides funding to construct an 8,000 square foot storage building to house parts and equipment for the Bureau of Facilities at the Maintenance Center, located on Old Meadow Branch Road in Westminster.

	FY25	FY26	FY27	FY28	FY29	FY30	Prior Allocation	Balance to Complete	Total Project Cost
Land Acquisition									0
Engineering/Design									0
Site Work									0
Construction	330,000								330,000
Equipment/Furnishings									0
Other									0
EXPENDITURES									
TOTAL	330,000	0	0	0	0	0	0	0	330,000
SOURCES OF FUNDING									
Transfer from General Fund									0
Reallocated GF Transfer									0
Bonds									0
Reallocated Bonds	330,000								330,000
PROJECTED OPERATING IMPACTS	0	0	0	0	0	0			

Fire and EMS - Regional Water Supply

Ryan Nowicki, Management and Budget Analyst (410) 386-2082

9022

This project provides ongoing funding for the installation of water tanks and dry hydrants throughout the County. Water tanks provide a 30,000 gallon source of water to support firefighting operations. Dry hydrants use sources, such as streams and ponds, to access water for use in firefighting activities in areas that are otherwise without a readily accessible supply of water.

	FY25	FY26	FY27	FY28	FY29	FY30	Prior Allocation	Balance to Complete	Total Project Cost
Land Acquisition									0
Engineering/Design									0
Site Work									0
Construction	152,000	160,000	168,000	176,000	185,000	194,000			1,035,000
Equipment/Furnishings									0
Other									0
EXPENDITURES									
TOTAL	152,000	160,000	168,000	176,000	185,000	194,000	0	0	1,035,000
SOURCES OF FUNDING									
Transfer from General Fund									0
Reallocated GF Transfer									0
Bonds	152,000	160,000	168,000	176,000	185,000	194,000			1,035,000
Reallocated Bonds									0
PROJECTED OPERATING IMPACTS	0	0	0	0	0	0			

Fire and EMS - Self-Contained Breathing Apparatus Replacement

Ryan Nowicki, Management and Budget Analyst (410) 386-2082

9594

This project provides ongoing funding for replacement Self-Contained Breathing Apparatus (SCBA) for volunteer and career firefighters in Carroll County.

	FY25	FY26	FY27	FY28	FY29	FY30	Prior Allocation	Balance to Complete	Total Project Cost
Land Acquisition									0
Engineering/Design									0
Site Work									0
Construction									0
Equipment/Furnishings	518,000	544,000	572,000	601,000	631,000	663,000			3,529,000
Other									0
EXPENDITURES									
TOTAL	518,000	544,000	572,000	601,000	631,000	663,000	0	0	3,529,000
SOURCES OF FUNDING									
Transfer from General Fund	518,000	544,000	572,000	601,000	631,000	663,000			3,529,000
Reallocated GF Transfer									0
Bonds									0
Reallocated Bonds									0
PROJECTED OPERATING IMPACTS	0	0	0	0	0	0			

Fleet Lift Replacements

Commissioner District: 3

Ryan Nowicki, Management and Budget Analyst (410) 386-2082

9956

This project provides ongoing funding to continue the replacement of vehicle lifts at the Maintenance Center, located on Old Meadow Branch Road in Westminster. There are nine lifts total, five aboveground and four belowground. The planned replacement is a belowground lift. Additional lifts are scheduled for replacement outside of the six-year plan.

	FY25	FY26	FY27	FY28	FY29	FY30	Prior Allocation	Balance to Complete	Total Project Cost
Land Acquisition									0
Engineering/Design									0
Site Work									0
Construction									0
Equipment/Furnishings			275,000						275,000
Other									0
EXPENDITURES									
TOTAL	0	0	275,000	0	0	0	0	0	275,000
SOURCES OF FUNDING									
Transfer from General Fund									0
Reallocated GF Transfer									0
Bonds			275,000						275,000
Reallocated Bonds									0
PROJECTED OPERATING IMPACTS	0	0	0	0	0	0			

General Government Unallocated

Heidi K. Pepin, Budget Bureau Chief (410) 386-2082

9957

This project provides a source of funding in the event a capital project needs funds to cover costs over budget, unanticipated expenses, or emergencies. The Unallocated project is similar in nature to the Reserve for Contingencies in the General Fund. Any transfers from this project must be approved by the Board of County Commissioners through a Capital Budget Resolution.

	FY25	FY26	FY27	FY28	FY29	FY30	Prior Allocation	Balance to Complete	Total Project Cost
Land Acquisition									0
Engineering/Design									0
Site Work									0
Construction	4,000,000								4,000,000
Equipment/Furnishings									0
Other									0
EXPENDITURES									
TOTAL	4,000,000	0	0	0	0	0	0	0	4,000,000
SOURCES OF FUNDING									
Transfer from General Fund	4,000,000								4,000,000
Reallocated GF Transfer									0
Bonds									0
Reallocated Bonds									0
PROJECTED OPERATING IMPACTS	0	0	0	0	0	0			

Generator Replacement

Kelly Burke, Management and Budget Analyst (410) 386-2082

8778

This project provides ongoing funding to replace aging generators at County facilities. Listed below are planned projects:

- Harvey Gummel Road Tower Site
- Taylorsville Tower Site
- County Office Building
- Mayberry Tower Site
- Springfield Tower Site
- Arcadia Tower Site
- Lineboro Tower Site

	FY25	FY26	FY27	FY28	FY29	FY30	Prior Allocation	Balance to Complete	Total Project Cost
Land Acquisition									0
Engineering/Design									0
Site Work									0
Construction	175,000	150,000	150,000	125,000	125,000	125,000			850,000
Equipment/Furnishings									0
Other									0
EXPENDITURES									

TOTAL	175,000	150,000	150,000	125,000	125,000	125,000	0	0	850,000
--------------	----------------	----------------	----------------	----------------	----------------	----------------	----------	----------	----------------

SOURCES OF FUNDING									
Transfer from General Fund									0
Reallocated GF Transfer									0
Bonds	175,000	150,000	150,000	125,000	125,000	125,000			850,000
Reallocated Bonds									0

PROJECTED OPERATING IMPACTS									
	0	0	0	0	0	0			

Land Management System Migration

Ashleigh Smith, Project Coordinator (410) 386-2082

8890

This project provides funding for the migration of the County's land management system, Accela, from an on-premise platform to a cloud platform. An electronic document review solution will also be implemented.

	FY25	FY26	FY27	FY28	FY29	FY30	Prior Allocation	Balance to Complete	Total Project Cost
Land Acquisition									0
Engineering/Design									0
Site Work									0
Construction									0
Equipment/Furnishings									0
Other	330,000								330,000
EXPENDITURES									
TOTAL	330,000	0	0	0	0	0	0	0	330,000
SOURCES OF FUNDING									
Transfer from General Fund	148,578								148,578
Reallocated GF Transfer	181,422								181,422
Bonds									0
Reallocated Bonds									0
PROJECTED OPERATING IMPACTS	213,400	373,390	398,080	417,980	438,880	460,820			

Library Technology

Kelly Burke, Management and Budget Analyst (410) 386-2082

9822

This project provides ongoing funding for the systematic replacement of computer equipment, network devices, and printers at Carroll County Public Libraries.

	FY25	FY26	FY27	FY28	FY29	FY30	Prior Allocation	Balance to Complete	Total Project Cost
Land Acquisition									0
Engineering/Design									0
Site Work									0
Construction									0
Equipment/Furnishings	100,000	100,000	100,000	100,000	150,000	150,000			700,000
Other									0
EXPENDITURES									
TOTAL	100,000	100,000	100,000	100,000	150,000	150,000	0	0	700,000
SOURCES OF FUNDING									
Transfer from General Fund	100,000	100,000	100,000	100,000	150,000	150,000			700,000
Local Income Tax									0
Property Tax									0
Bonds									0
PROJECTED OPERATING IMPACTS	0	0	0	0	0	0			

Maintenance Center Fuel Tank Replacement

Commissioner District: 3

Ryan Nowicki, Management and Budget Analyst (410) 386-2082

8991

This project provides funding to replace the fuel tanks at the Maintenance Center, located on Old Meadow Branch Road in Westminster. There are a total of four fuel tanks at the Maintenance Center, two gasoline and two diesel.

	FY25	FY26	FY27	FY28	FY29	FY30	Prior Allocation	Balance to Complete	Total Project Cost
Land Acquisition									0
Engineering/Design	200,000								200,000
Site Work	150,000								150,000
Construction	1,100,000								1,100,000
Equipment/Furnishings									0
Other									0
EXPENDITURES									
TOTAL	1,450,000	0	0	0	0	0	0	0	1,450,000
SOURCES OF FUNDING									
Transfer from General Fund									0
Reallocated GF Transfer									0
Bonds	1,450,000								1,450,000
Reallocated Bonds									0
PROJECTED OPERATING IMPACTS	0	0	0	0	0	0			

Parking Lot Overlays

Kelly Burke, Management and Budget Analyst (410) 386-2082

9921

This project provides ongoing funding to overlay parking lots at County facilities. Listed below are planned projects:

- Maintenance Center Back Lot
- Ascension Church
- Kessler Building
- Mount Airy Library/Senior Center
- Robert Moton Center/Health Department
- North Carroll Library

	FY25	FY26	FY27	FY28	FY29	FY30	Prior Allocation	Balance to Complete	Total Project Cost
Land Acquisition									0
Engineering/Design									0
Site Work									0
Construction	335,000	353,000	371,000	390,000	410,000	431,000			2,290,000
Equipment/Furnishings									0
Other									0
EXPENDITURES									

TOTAL	335,000	353,000	371,000	390,000	410,000	431,000	0	0	2,290,000
--------------	----------------	----------------	----------------	----------------	----------------	----------------	----------	----------	------------------

SOURCES OF FUNDING									
Transfer from General Fund	335,000	353,000	371,000	390,000	410,000	431,000			2,290,000
Reallocated GF Transfer									0
Bonds									0
Reallocated Bonds									0

PROJECTED OPERATING IMPACTS									
	0	0	0	0	0	0			

Payroll/Human Resources System Replacement

Ashleigh Smith, Project Coordinator (410) 386-2082

8590

This project provides funding for conversion of the Payroll/Human Resources System from the current HP3000 to a Windows-based platform. Additional funding is included in FY25 to address organizational changes, grant compliance and integration of data from timecard system to the new payroll system.

	FY25	FY26	FY27	FY28	FY29	FY30	Prior Allocation	Balance to Complete	Total Project Cost
Land Acquisition									0
Engineering/Design									0
Site Work									0
Construction									0
Equipment/Furnishings									0
Other	150,000						1,100,000		1,250,000
EXPENDITURES									
TOTAL	150,000	0	0	0	0	0	1,100,000	0	1,250,000
SOURCES OF FUNDING									
Transfer from General Fund							1,100,000		1,100,000
Reallocated GF Transfer	150,000								150,000
Bonds									0
Reallocated Bonds									0
PROJECTED OPERATING IMPACTS	0	0	0	0	0	0			

Piney Run Dam Rehabilitation

Heidi K. Pepin, Budget Bureau Chief (410) 386-2082

8940

This project provides funding to bring the Piney Run Dam up to the safety and performance standards required by the Maryland Department of the Environment Dam Safety Division.

	FY25	FY26	FY27	FY28	FY29	FY30	Prior Allocation	Balance to Complete	Total Project Cost
Land Acquisition									0
Engineering/Design									0
Site Work									0
Construction	1,500,000						1,690,000		3,190,000
Equipment/Furnishings									0
Other									0
EXPENDITURES									
TOTAL	1,500,000	0	0	0	0	0	1,690,000	0	3,190,000
SOURCES OF FUNDING									
Transfer from General Fund	1,500,000						1,690,000		3,190,000
Reallocated GF Transfer									0
Bonds									0
Reallocated Bonds									0
PROJECTED OPERATING IMPACTS	0	0	0	0	0	0			

Public Safety Emergency Communication Radios

Jacob Dellinger, Management and Budget Analyst (410) 386-2082

8819

This project provides ongoing funding for the systematic replacement of mobile and portable radios used by police, fire, ambulance, and other government agencies.

	FY25	FY26	FY27	FY28	FY29	FY30	Prior Allocation	Balance to Complete	Total Project Cost
Land Acquisition									0
Engineering/Design									0
Site Work									0
Construction									0
Equipment/Furnishings	690,000	710,000	732,000	768,000	790,000	815,000			4,505,000
Other									0
EXPENDITURES									
TOTAL	690,000	710,000	732,000	768,000	790,000	815,000	0	0	4,505,000
SOURCES OF FUNDING									
Transfer from General Fund	589,898	710,000	732,000	768,000	790,000	815,000			4,404,898
Reallocated GF Transfer	100,102								100,102
Bonds									0
Reallocated Bonds									0
PROJECTED OPERATING IMPACTS	0	0	0	0	0	0			

PUREWater Westminster

Commissioner District: 3

Heidi K. Pepin, Budget Bureau Chief (410) 386-2082

8994

This project provides funding for PUREWater Westminster, a proactive approach by the City of Westminster for water supply planning.

	FY25	FY26	FY27	FY28	FY29	FY30	Prior Allocation	Balance to Complete	Total Project Cost
Land Acquisition									0
Engineering/Design									0
Site Work									0
Construction									0
Equipment/Furnishings									0
Other	1,500,000								1,500,000
EXPENDITURES									
TOTAL	1,500,000	0	0	0	0	0	0	0	1,500,000
SOURCES OF FUNDING									
Transfer from General Fund	1,500,000								1,500,000
Reallocated GF Transfer									0
Property Tax									0
Reallocated Property Tax									0
PROJECTED OPERATING IMPACTS	0	0	0	0	0	0			

Sheriff's Office - Headquarters

Commissioner District: 3

Jacob Dellinger, Management and Budget Analyst (410) 386-2082

8943

This project provides funding for construction of a consolidated Sheriff's Office Headquarters, located in Westminster.

Operating impacts, beginning in FY27, include utilities, insurance, trash removal, janitorial services, etc.

	FY25	FY26	FY27	FY28	FY29	FY30	Prior Allocation	Balance to Complete	Total Project Cost
Land Acquisition									0
Engineering/Design							2,600,000		2,600,000
Site Work							5,850,000		5,850,000
Construction	9,000,000						21,900,000		30,900,000
Equipment/Furnishings									0
Other									0
EXPENDITURES									
TOTAL	9,000,000	0	0	0	0	0	30,350,000	0	39,350,000
SOURCES OF FUNDING									
Transfer from General Fund	4,500,000						22,000,000		26,500,000
Bonds	4,500,000						4,062,426		8,562,426
Reallocated Bonds							287,574		287,574
State Miscellaneous Grants							4,000,000		4,000,000
PROJECTED OPERATING IMPACTS	0	0	266,000	273,980	282,200	290,670			

ENTERPRISE FUNDS

Overview of Enterprise Funds CIP

Enterprise Funds are used to account for operations that are funded and operated in a manner similar to private businesses. Carroll County has six enterprise funds: Carroll County Regional Airport, Fiber Network, Hap Baker Firearms Facility, Septage, Solid Waste, and Utilities (Water and Sewer). There are no projects for the Firearms Facility, Septage, or Solid Waste.

Airport

Funding is included for grounds and maintenance equipment at the Carroll County Regional Airport.

Fiber Network

The Fiber Network CIP includes funding for Carroll County Public Network (CCPN) equipment replacement.

Utilities

The Bureau of Utilities operates Freedom Sewer, Freedom Water, Hampstead Sewer, and several small water and sewer systems. Projects can generally be divided into those intended to improve the existing system, such as rehabilitation projects to reduce inflow and infiltration, and those intended to provide for increased demand. Included is funding for rehabilitation and/or replacement of sewer and water lines, valves, tanks, and meters. Funding is included for a booster station at Liberty Tank and the rehabilitation of one pump station.

For additional information on these or other Enterprise Fund projects, please refer to the individual project pages.

COMMUNITY INVESTMENT PLAN FOR FISCAL YEARS 2025 TO 2030

	FY25	FY26	FY27	FY28	FY29	FY30	Prior Allocation	Balance To Complete	Total Project Cost
AIRPORT ENTERPRISE FUND									
Grounds and Maintenance Equipment	\$36,000	\$36,000	\$36,000	\$36,000	\$36,000	\$36,000	\$0	\$0	\$216,000
AIRPORT ENTERPRISE FUND TOTAL	\$36,000	\$36,000	\$36,000	\$36,000	\$36,000	\$36,000	\$0	\$0	\$216,000
SOURCES OF FUNDING:									
Transfer from General Fund	\$16,000	\$16,000	\$16,000	\$16,000	\$16,000	\$16,000	\$0	\$0	\$96,000
Federal Aviation Administration	20,000	20,000	20,000	20,000	20,000	20,000	0	0	120,000
AIRPORT ENTERPRISE FUND TOTAL	\$36,000	\$36,000	\$36,000	\$36,000	\$36,000	\$36,000	\$0	\$0	\$216,000

COMMUNITY INVESTMENT PLAN FOR FISCAL YEARS 2025 TO 2030

	FY25	FY26	FY27	FY28	FY29	FY30	Prior Allocation	Balance To Complete	Total Project Cost
FIBER NETWORK									
CCPN Equipment Replacement	\$860,000	\$337,000	\$354,000	\$372,000	\$391,000	\$411,000	\$0	\$0	\$2,725,000
FIBER NETWORK TOTAL	\$860,000	\$337,000	\$354,000	\$372,000	\$391,000	\$411,000	\$0	\$0	\$2,725,000
SOURCES OF FUNDING:									
Transfer from General Fund	\$860,000	\$337,000	\$354,000	\$372,000	\$391,000	\$411,000	\$0	\$0	\$2,725,000
FIBER NETWORK TOTAL	\$860,000	\$337,000	\$354,000	\$372,000	\$391,000	\$411,000	\$0	\$0	\$2,725,000

COMMUNITY INVESTMENT PLAN FOR FISCAL YEARS 2025 TO 2030

	FY25	FY26	FY27	FY28	FY29	FY30	Prior Allocation	Balance To Complete	Total Project Cost
UTILITIES ENTERPRISE FUND									
County Sewer Line Rehabilitation and Replacement	\$505,000	\$530,000	\$556,000	\$583,000	\$612,000	\$642,000	\$1,924,000	\$0	\$5,352,000
County Water Line Rehabilitation and Replacement	200,000	400,000	800,000	1,200,000	1,260,000	1,320,000	3,533,000	0	8,713,000
Freedom Water Treatment Plant Equipment Replacement	110,000	110,000	120,000	120,000	120,000	130,000	1,018,490	0	1,728,490
Freedom Water Treatment Plant Membrane Replacement	206,000	206,000	206,000	206,000	206,000	206,000	2,111,250	0	3,347,250
Freedom Water Treatment Plant Water Pump Replacement	850,000	0	0	0	0	0	500,000	0	1,350,000
Liberty Tank Booster Station	3,600,000	0	0	0	0	0	300,000	0	3,900,000
Patapasco Valley Pump Station Rehabilitation	320,000	0	0	0	0	0	0	0	320,000
Pump Station Equipment Replacement	75,000	100,000	125,000	150,000	175,000	200,000	831,695	0	1,656,695
Stone Manor Pump Replacement	0	0	0	0	0	355,000	0	0	355,000
Tank Inspection and Rehabilitation	289,000	303,000	318,000	334,000	351,000	150,000	4,903,032	0	6,648,032
Water Main Valve Replacement and Rehabilitation	322,000	332,000	342,000	352,000	363,000	380,000	3,072,700	0	5,163,700
Water Meter System Upgrade	310,000	0	0	0	0	0	0	0	310,000
Water Meters	572,000	611,000	655,000	699,000	759,000	811,000	8,264,660	0	12,371,660
Water Service Line Replacement	249,000	262,000	275,000	289,000	303,000	318,000	2,836,200	0	4,532,200
UTILITIES ENTERPRISE FUND TOTAL	\$7,608,000	\$2,854,000	\$3,397,000	\$3,933,000	\$4,149,000	\$4,512,000	\$29,295,026	\$0	\$55,748,026
SOURCES OF FUNDING:									
Utilities Water Maintenance Fee	\$709,000	\$413,000	\$438,000	\$454,000	\$471,000	\$280,000	\$7,265,074	\$0	\$10,030,074
Utilities Sewer User Fees	413,317	530,000	556,000	583,000	612,000	997,000	1,443,000	0	5,134,317
Reallocated Utilities Sewer User Fees	411,683	0	0	0	0	0	481,000	0	892,683
Utilities Water User Fees	5,999,000	1,811,000	2,278,000	2,746,000	2,891,000	3,035,000	18,312,011	0	37,072,011
Reallocated Utilities Water User Fees	0	0	0	0	0	0	353,093	0	353,093
Area Connection Charges	0	0	0	0	0	0	108,622	0	108,622
Utilities Sewer Maintenance Fee	75,000	100,000	125,000	150,000	175,000	200,000	831,695	0	1,656,695
Federal Miscellaneous Grants	0	0	0	0	0	0	500,000	0	500,000
Other Miscellaneous Revenue	0	0	0	0	0	0	531	0	531
UTILITIES ENTERPRISE FUND TOTAL	\$7,608,000	\$2,854,000	\$3,397,000	\$3,933,000	\$4,149,000	\$4,512,000	\$29,295,026	\$0	\$55,748,026

Community Investment Plan - Enterprise Fund Schedule of Reappropriations
Fiscal Year 2025

Reappropriations are a transfer of funds. They may occur when there are unspent budgeted funds from a completed or cancelled project, or when there is an unallocated project that holds funds for future use.

Enterprise Funds

Project		Source/Amount		
From	To	Local	Bonds	Other
6418 North Pump Station Wet Well	6465 PV Pump Station Rehab	\$273,127.55		
6446 Hampstead Sewer Rehab	6461 County Sewer Line Rehab & Replacement	138,555.81		
	Total	\$411,683.36	\$0.00	\$0.00

AIRPORT
ENTERPRISE FUND

COMMUNITY INVESTMENT PLAN FOR FISCAL YEARS 2025 TO 2030

	FY25	FY26	FY27	FY28	FY29	FY30	Prior Allocation	Balance To Complete	Total Project Cost
AIRPORT ENTERPRISE FUND									
Grounds and Maintenance Equipment	\$36,000	\$36,000	\$36,000	\$36,000	\$36,000	\$36,000	\$0	\$0	\$216,000
AIRPORT ENTERPRISE FUND TOTAL	\$36,000	\$36,000	\$36,000	\$36,000	\$36,000	\$36,000	\$0	\$0	\$216,000
SOURCES OF FUNDING:									
Transfer from General Fund	\$16,000	\$16,000	\$16,000	\$16,000	\$16,000	\$16,000	\$0	\$0	\$96,000
Federal Aviation Administration	20,000	20,000	20,000	20,000	20,000	20,000	0	0	120,000
AIRPORT ENTERPRISE FUND TOTAL	\$36,000	\$36,000	\$36,000	\$36,000	\$36,000	\$36,000	\$0	\$0	\$216,000

Grounds and Maintenance Equipment

Commissioner District: 3

Jacob Dellinger, Management and Budget Analyst (410) 386-2082

6818

This project provides ongoing funding for grounds and maintenance equipment at the Carroll County Regional Airport, located off Route 97 in Westminster. The Federal Aviation Administration (FAA) has approved County use of rental revenues collected from the properties that were jointly purchased by the Airport and the FAA.

	FY25	FY26	FY27	FY28	FY29	FY30	Prior Allocation	Balance to Complete	Total Project Cost
Land Acquisition									0
Engineering/Design									0
Site Work									0
Construction									0
Equipment/Furnishings	36,000	36,000	36,000	36,000	36,000	36,000			216,000
Other									0
EXPENDITURES									

TOTAL	36,000	36,000	36,000	36,000	36,000	36,000	0	0	216,000
--------------	---------------	---------------	---------------	---------------	---------------	---------------	----------	----------	----------------

SOURCES OF FUNDING									
Transfer from General Fund	16,000	16,000	16,000	16,000	16,000	16,000			96,000
Reallocated GF Transfer									0
Federal									0
Federal Aviation Administration	20,000	20,000	20,000	20,000	20,000	20,000			120,000

PROJECTED OPERATING IMPACTS									
	0	0	0	0	0	0			0

FIBER NETWORK
ENTERPRISE FUND

COMMUNITY INVESTMENT PLAN FOR FISCAL YEARS 2025 TO 2030

	FY25	FY26	FY27	FY28	FY29	FY30	Prior Allocation	Balance To Complete	Total Project Cost
FIBER NETWORK									
CCPN Equipment Replacement	\$860,000	\$337,000	\$354,000	\$372,000	\$391,000	\$411,000	\$0	\$0	\$2,725,000
FIBER NETWORK TOTAL	\$860,000	\$337,000	\$354,000	\$372,000	\$391,000	\$411,000	\$0	\$0	\$2,725,000
SOURCES OF FUNDING:									
Transfer from General Fund	\$860,000	\$337,000	\$354,000	\$372,000	\$391,000	\$411,000	\$0	\$0	\$2,725,000
FIBER NETWORK TOTAL	\$860,000	\$337,000	\$354,000	\$372,000	\$391,000	\$411,000	\$0	\$0	\$2,725,000

CCPN Equipment Replacement

Ashleigh Smith, Project Coordinator (410) 386-2082

6606

This project provides ongoing funding for Carroll County Public Network (CCPN) equipment replacement every five to seven years.

Operating impacts will be determined as the project develops.

	FY25	FY26	FY27	FY28	FY29	FY30	Prior Allocation	Balance to Complete	Total Project Cost
Land Acquisition									0
Engineering/Design									0
Site Work									0
Construction									0
Equipment/Furnishings	860,000	337,000	354,000	372,000	391,000	411,000			2,725,000
Other									0
EXPENDITURES									
TOTAL	860,000	337,000	354,000	372,000	391,000	411,000	0	0	2,725,000
SOURCES OF FUNDING									
Transfer from General Fund	860,000	337,000	354,000	372,000	391,000	411,000			2,725,000
Reallocated GF Transfer									0
Bonds									0
Reallocated Bonds									0
PROJECTED OPERATING IMPACTS	0	0	0	0	0	0			

UTILITIES
ENTERPRISE FUND

COMMUNITY INVESTMENT PLAN FOR FISCAL YEARS 2025 TO 2030

	FY25	FY26	FY27	FY28	FY29	FY30	Prior Allocation	Balance To Complete	Total Project Cost
UTILITIES ENTERPRISE FUND									
County Sewer Line Rehabilitation and Replacement	\$505,000	\$530,000	\$556,000	\$583,000	\$612,000	\$642,000	\$1,924,000	\$0	\$5,352,000
County Water Line Rehabilitation and Replacement	200,000	400,000	800,000	1,200,000	1,260,000	1,320,000	3,533,000	0	8,713,000
Freedom Water Treatment Plant Equipment Replacement	110,000	110,000	120,000	120,000	120,000	130,000	1,018,490	0	1,728,490
Freedom Water Treatment Plant Membrane Replacement	206,000	206,000	206,000	206,000	206,000	206,000	2,111,250	0	3,347,250
Freedom Water Treatment Plant Water Pump Replacement	850,000	0	0	0	0	0	500,000	0	1,350,000
Liberty Tank Booster Station	3,600,000	0	0	0	0	0	300,000	0	3,900,000
Patapasco Valley Pump Station Rehabilitation	320,000	0	0	0	0	0	0	0	320,000
Pump Station Equipment Replacement	75,000	100,000	125,000	150,000	175,000	200,000	831,695	0	1,656,695
Stone Manor Pump Replacement	0	0	0	0	0	355,000	0	0	355,000
Tank Inspection and Rehabilitation	289,000	303,000	318,000	334,000	351,000	150,000	4,903,032	0	6,648,032
Water Main Valve Replacement and Rehabilitation	322,000	332,000	342,000	352,000	363,000	380,000	3,072,700	0	5,163,700
Water Meter System Upgrade	310,000	0	0	0	0	0	0	0	310,000
Water Meters	572,000	611,000	655,000	699,000	759,000	811,000	8,264,660	0	12,371,660
Water Service Line Replacement	249,000	262,000	275,000	289,000	303,000	318,000	2,836,200	0	4,532,200
UTILITIES ENTERPRISE FUND TOTAL	\$7,608,000	\$2,854,000	\$3,397,000	\$3,933,000	\$4,149,000	\$4,512,000	\$29,295,026	\$0	\$55,748,026
SOURCES OF FUNDING:									
Utilities Water Maintenance Fee	\$709,000	\$413,000	\$438,000	\$454,000	\$471,000	\$280,000	\$7,265,074	\$0	\$10,030,074
Utilities Sewer User Fees	413,317	530,000	556,000	583,000	612,000	997,000	1,443,000	0	5,134,317
Reallocated Utilities Sewer User Fees	411,683	0	0	0	0	0	481,000	0	892,683
Utilities Water User Fees	5,999,000	1,811,000	2,278,000	2,746,000	2,891,000	3,035,000	18,312,011	0	37,072,011
Reallocated Utilities Water User Fees	0	0	0	0	0	0	353,093	0	353,093
Area Connection Charges	0	0	0	0	0	0	108,622	0	108,622
Utilities Sewer Maintenance Fee	75,000	100,000	125,000	150,000	175,000	200,000	831,695	0	1,656,695
Federal Miscellaneous Grants	0	0	0	0	0	0	500,000	0	500,000
Other Miscellaneous Revenue	0	0	0	0	0	0	531	0	531
UTILITIES ENTERPRISE FUND TOTAL	\$7,608,000	\$2,854,000	\$3,397,000	\$3,933,000	\$4,149,000	\$4,512,000	\$29,295,026	\$0	\$55,748,026

County Sewer Line Rehabilitation and Replacement

Kelly Burke, Management and Budget Analyst (410) 386-2082

6461

This project provides ongoing funding for the rehabilitation, repair, or replacement of aging sewer lines in the Freedom, Hampstead, and Pleasant Valley Service Areas.

	FY25	FY26	FY27	FY28	FY29	FY30	Prior Allocation	Balance to Complete	Total Project Cost
Land Acquisition									0
Engineering/Design									0
Site Work									0
Construction	462,000	485,000	509,000	534,000	561,000	589,000	1,760,000		4,900,000
Equipment/Furnishings									0
Other	43,000	45,000	47,000	49,000	51,000	53,000	164,000		452,000
EXPENDITURES									

TOTAL	505,000	530,000	556,000	583,000	612,000	642,000	1,924,000	0	5,352,000
--------------	----------------	----------------	----------------	----------------	----------------	----------------	------------------	----------	------------------

SOURCES OF FUNDING									
Transfer from General Fund									0
Reallocated GF Transfer									0
Utilities Sewer User Fees	366,444	530,000	556,000	583,000	612,000	642,000	1,443,000		4,732,444
Reallocated Utilities Sewer User Fees	138,556						481,000		619,556

PROJECTED OPERATING IMPACTS									
	0	0	0	0	0	0			

County Water Line Rehabilitation and Replacement

Kelly Burke, Management and Budget Analyst (410) 386-2082

6456

This project provides ongoing funding for the rehabilitation, repair, or replacement of aging water lines in the Freedom, Bark Hill, and Pleasant Valley Service Areas.

	FY25	FY26	FY27	FY28	FY29	FY30	Prior Allocation	Balance to Complete	Total Project Cost
Land Acquisition									0
Engineering/Design	50,000	100,000	200,000	300,000	315,000	330,000	711,000		2,006,000
Site Work									0
Construction	100,000	200,000	400,000	600,000	630,000	660,000	2,545,000		5,135,000
Equipment/Furnishings									0
Other	50,000	100,000	200,000	300,000	315,000	330,000	277,000		1,572,000
EXPENDITURES									

TOTAL	200,000	400,000	800,000	1,200,000	1,260,000	1,320,000	3,533,000	0	8,713,000
--------------	----------------	----------------	----------------	------------------	------------------	------------------	------------------	----------	------------------

SOURCES OF FUNDING									
Utilities Water Maintenance Fee									0
Reallocated Water Utilities Maintenance Fees									0
Utilities Water User Fees	200,000	400,000	800,000	1,200,000	1,260,000	1,320,000	3,533,000		8,713,000
Reallocated Utilities Water User Fees									0

PROJECTED OPERATING IMPACTS									
	0	0	0	0	0	0			0

Freedom Water Treatment Plant Equipment Replacement

Commissioner District: 5

Kelly Burke, Management and Budget Analyst (410) 386-2082

6462

This project provides ongoing funding to replace equipment at the Freedom Water Treatment Plant including the generator, finish water pumps, rapid mixers, and motor control centers.

	FY25	FY26	FY27	FY28	FY29	FY30	Prior Allocation	Balance to Complete	Total Project Cost
Land Acquisition									0
Engineering/Design									0
Site Work									0
Construction	110,000	110,000	120,000	120,000	120,000	130,000	1,018,490		1,728,490
Equipment/Furnishings									0
Other									0
EXPENDITURES									

TOTAL	110,000	110,000	120,000	120,000	120,000	130,000	1,018,490	0	1,728,490
--------------	----------------	----------------	----------------	----------------	----------------	----------------	------------------	----------	------------------

SOURCES OF FUNDING									
Transfer from General Fund									0
Utilities Water Maintenance Fee	110,000	110,000	120,000	120,000	120,000	130,000	215,000		925,000
Utilities Water User Fees							603,490		603,490
Reallocated Utilities Water User Fees							200,000		200,000

PROJECTED OPERATING IMPACTS									
	0	0	0	0	0	0			

Freedom Water Treatment Plant Membrane Replacement

Commissioner District: 5

Kelly Burke, Management and Budget Analyst (410) 386-2082

6434

This project provides ongoing funding to replace the membrane filters at the Freedom Water Treatment Plant (WTP). Funding is being accumulated for future replacement of the filters.

	FY25	FY26	FY27	FY28	FY29	FY30	Prior Allocation	Balance to Complete	Total Project Cost
Land Acquisition									0
Engineering/Design									0
Site Work									0
Construction									0
Equipment/Furnishings	190,000	190,000	190,000	190,000	190,000	190,000	1,914,000		3,054,000
Other	16,000	16,000	16,000	16,000	16,000	16,000	197,250		293,250
EXPENDITURES									

TOTAL	206,000	206,000	206,000	206,000	206,000	206,000	2,111,250	0	3,347,250
--------------	----------------	----------------	----------------	----------------	----------------	----------------	------------------	----------	------------------

SOURCES OF FUNDING									
Transfer from General Fund									0
Reallocated GF Transfer									0
Utilities Water User Fees	206,000	206,000	206,000	206,000	206,000	206,000	1,958,157		3,194,157
Reallocated Utilities Water User Fees							153,093		153,093

PROJECTED OPERATING IMPACTS									
	0	0	0	0	0	0			

Freedom Water Treatment Plant Water Pump Replacement

Commissioner District: 5

Kelly Burke, Management and Budget Analyst (410) 386-2082

6471

This project provides funding for the installation of two new 1,700 gallon per minute pumps to replace one 2,700 gallon per minute pump at the Freedom Water Treatment Plant.

	FY25	FY26	FY27	FY28	FY29	FY30	Prior Allocation	Balance to Complete	Total Project Cost
Land Acquisition									0
Engineering/Design									0
Site Work									0
Construction	850,000						500,000		1,350,000
Equipment/Furnishings									0
Other									0
EXPENDITURES									

TOTAL	850,000	0	0	0	0	0	500,000	0	1,350,000
--------------	----------------	----------	----------	----------	----------	----------	----------------	----------	------------------

SOURCES OF FUNDING									
Utilities Water Maintenance Fee									0
Utilities Water User Fees	850,000								850,000
Reallocated Utilities Water User Fees									0
Federal Miscellaneous Grants							500,000		500,000

PROJECTED OPERATING IMPACTS									
	0	0	0	0	0	0			

Liberty Tank Booster Station

Commissioner District: 5

Kelly Burke, Management and Budget Analyst (410) 386-2082

6476

This project provides funding for a redundant water supply to the high elevation zone of the Freedom District Service Area.

	FY25	FY26	FY27	FY28	FY29	FY30	Prior Allocation	Balance to Complete	Total Project Cost
Land Acquisition									0
Engineering/Design							300,000		300,000
Site Work									0
Construction	3,600,000								3,600,000
Equipment/Furnishings									0
Other									0
EXPENDITURES									
TOTAL	3,600,000	0	0	0	0	0	300,000	0	3,900,000
SOURCES OF FUNDING									
Utilities Water User Fees	3,600,000						300,000		3,900,000
Reallocated Utilities Water User Fees									0
Area Connection Charges									0
Reallocated Area Connection Charges									0
PROJECTED OPERATING IMPACTS	0	0	0	0	0	0			

Patapsco Valley Pump Station Rehabilitation

Commissioner District: 5

Kelly Burke, Management and Budget Analyst (410) 386-2082

6465

This project provides funding to rehabilitate the Patapsco Valley Pump Station, located in Sykesville. Included are replacement pumps, controls, grinder, and generator. This project also includes wet well relocation, new roofing, bypass valving, fencing, and paving repairs.

	FY25	FY26	FY27	FY28	FY29	FY30	Prior Allocation	Balance to Complete	Total Project Cost
Land Acquisition									0
Engineering/Design									0
Site Work									0
Construction	320,000								320,000
Equipment/Furnishings									0
Other									0
EXPENDITURES									
TOTAL	320,000	0	0	0	0	0	0	0	320,000
SOURCES OF FUNDING									
Utilities Sewer User Fees	46,872								46,872
Reallocated Utilities Sewer User Fees	273,128								273,128
Utilities Water User Fees									0
Reallocated Utilities Water User Fees									0
PROJECTED OPERATING IMPACTS	0	0	0	0	0	0			

Pump Station Equipment Replacement

Kelly Burke, Management and Budget Analyst (410) 386-2082

6468

This project provides ongoing funding for replacement equipment at the 21 pump stations in the Freedom and Hampstead service areas, including pumps and grinders.

	FY25	FY26	FY27	FY28	FY29	FY30	Prior Allocation	Balance to Complete	Total Project Cost
Land Acquisition									0
Engineering/Design									0
Site Work									0
Construction	75,000	100,000	125,000	150,000	175,000	200,000	831,695		1,656,695
Equipment/Furnishings									0
Other									0
EXPENDITURES									

TOTAL	75,000	100,000	125,000	150,000	175,000	200,000	831,695	0	1,656,695
--------------	---------------	----------------	----------------	----------------	----------------	----------------	----------------	----------	------------------

SOURCES OF FUNDING									
Transfer from General Fund									0
Reallocated GF Transfer									0
Utilities Sewer Maintenance Fee	75,000	100,000	125,000	150,000	175,000	200,000	831,695		1,656,695
Reallocated Sewer Utilities Maintenance Fees									0

PROJECTED OPERATING IMPACTS									
	0	0	0	0	0	0			0

Stone Manor Pump Replacement

Commissioner District: 5

Kelly Burke, Management and Budget Analyst (410) 386-2082

Proj #

This project provides planned funding for the replacement of pumps at Stone Manor Pump Station, located in Eldersburg.

	FY25	FY26	FY27	FY28	FY29	FY30	Prior Allocation	Balance to Complete	Total Project Cost
Land Acquisition									0
Engineering/Design									0
Site Work						85,000			85,000
Construction									0
Equipment/Furnishings						270,000			270,000
Other									0
EXPENDITURES									
TOTAL	0	0	0	0	0	355,000	0	0	355,000
SOURCES OF FUNDING									
Utilities Sewer User Fees						355,000			355,000
Reallocated Utilities Sewer User Fees									0
Utilities Water User Fees									0
Reallocated Utilities Water User Fees									0
PROJECTED OPERATING IMPACTS	0	0	0	0	0	0			

Tank Inspection and Rehabilitation

Kelly Burke, Management and Budget Analyst (410) 386-2082

6332

This project provides ongoing funding for tank inspections every four years and the rehabilitation or replacement of existing water tanks. General maintenance, site work, and repairs are also included. The next project is Linton Water Tank.

	FY25	FY26	FY27	FY28	FY29	FY30	Prior Allocation	Balance to Complete	Total Project Cost
Land Acquisition									0
Engineering/Design									0
Site Work	289,000	303,000	318,000	334,000	351,000	150,000	4,903,032		6,648,032
Construction									0
Equipment/Furnishings									0
Other									0
EXPENDITURES									

TOTAL	289,000	303,000	318,000	334,000	351,000	150,000	4,903,032	0	6,648,032
--------------	----------------	----------------	----------------	----------------	----------------	----------------	------------------	----------	------------------

SOURCES OF FUNDING									
Utilities Water Maintenance Fee	289,000	303,000	318,000	334,000	351,000	150,000	3,250,000		4,995,000
Reallocated Water Utilities Maintenance Fees									0
Utilities Water User Fees							1,653,032		1,653,032
Reallocated Utilities Water User Fees									0

PROJECTED OPERATING IMPACTS									
	0	0	0	0	0	0			

Water Main Valve Replacement and Rehabilitation

Kelly Burke, Management and Budget Analyst (410) 386-2082

6428

This project provides ongoing funding to replace and rehabilitate the County's water main valves and blow-off valves. Water main valves are needed to shut off lines in the event of water main breaks or if new connections are added into the system. Blow-off valves allow for water line flushing.

	FY25	FY26	FY27	FY28	FY29	FY30	Prior Allocation	Balance to Complete	Total Project Cost
Land Acquisition									0
Engineering/Design									0
Site Work									0
Construction	290,000	299,000	308,000	317,000	327,000	343,000	2,847,800		4,731,800
Equipment/Furnishings									0
Other	32,000	33,000	34,000	35,000	36,000	37,000	224,900		431,900
EXPENDITURES									
TOTAL	322,000	332,000	342,000	352,000	363,000	380,000	3,072,700	0	5,163,700
SOURCES OF FUNDING									
Transfer from General Fund									0
Reallocated GF Transfer									0
Utilities Water User Fees	322,000	332,000	342,000	352,000	363,000	380,000	3,072,700		5,163,700
Reallocated Utilities Water User Fees									0
PROJECTED OPERATING IMPACTS	0	0	0	0	0	0			

Water Meter System Upgrade

Kelly Burke, Management and Budget Analyst (410) 386-2082

8992

This project provides funding to upgrade the water meter system, including leak detection between meters and residences. Leaks lead to increased operational costs and loss of treated water.

Operating impacts include annual software maintenance.

	FY25	FY26	FY27	FY28	FY29	FY30	Prior Allocation	Balance to Complete	Total Project Cost
Land Acquisition									0
Engineering/Design									0
Site Work									0
Construction									0
Equipment/Furnishings	305,000								305,000
Other	5,000								5,000
EXPENDITURES									
TOTAL	310,000	0	0	0	0	0	0	0	310,000
SOURCES OF FUNDING									
Utilities Water Maintenance Fee	310,000								310,000
Reallocated Water Utilities Maintenance Fees									0
Utilities Water User Fees									0
Reallocated Utilities Water User Fees									0
PROJECTED OPERATING IMPACTS	0	16,800	17,600	18,500	19,400	20,400			

Water Meters

Kelly Burke, Management and Budget Analyst (410) 386-2082

6311

This project provides ongoing funding for the replacement of approximately 10,000 residential meters and 420 commercial meters.

	FY25	FY26	FY27	FY28	FY29	FY30	Prior Allocation	Balance to Complete	Total Project Cost
Land Acquisition									0
Engineering/Design									0
Site Work									0
Construction	520,000	555,000	595,000	635,000	690,000	738,000	5,111,938		8,844,938
Equipment/Furnishings									0
Other	52,000	56,000	60,000	64,000	69,000	73,000	3,152,722		3,526,722
EXPENDITURES									
TOTAL	572,000	611,000	655,000	699,000	759,000	811,000	8,264,660	0	12,371,660
SOURCES OF FUNDING									
Utilities Water Maintenance Fee							3,800,074		3,800,074
Utilities Water User Fees	572,000	611,000	655,000	699,000	759,000	811,000	4,355,433		8,462,433
Area Connection Charges							108,622		108,622
Other Miscellaneous Revenue							531		531
PROJECTED OPERATING IMPACTS	0	0	0	0	0	0			

Water Service Line Replacement

Kelly Burke, Management and Budget Analyst (410) 386-2082

6429

This project provides ongoing funding to replace water service lines. Leaking water lines lead to increased operational costs and loss of treated water. The allocation for this project funds the replacement of approximately 70 water service lines annually. This is for the service line from the water main to either the water meter vault or the curb stop, which is the responsibility of the County.

	FY25	FY26	FY27	FY28	FY29	FY30	Prior Allocation	Balance to Complete	Total Project Cost
Land Acquisition									0
Engineering/Design									0
Site Work									0
Construction	215,000	226,000	237,000	249,000	261,000	274,000	2,669,300		4,131,300
Equipment/Furnishings									0
Other	34,000	36,000	38,000	40,000	42,000	44,000	166,900		400,900
EXPENDITURES									

TOTAL	249,000	262,000	275,000	289,000	303,000	318,000	2,836,200	0	4,532,200
--------------	----------------	----------------	----------------	----------------	----------------	----------------	------------------	----------	------------------

SOURCES OF FUNDING									
Utilities Water Maintenance Fee									0
Reallocated Water Utilities Maintenance Fees									0
Utilities Water User Fees	249,000	262,000	275,000	289,000	303,000	318,000	2,836,200		4,532,200
Reallocated Utilities Water User Fees									0

PROJECTED OPERATING IMPACTS									
	0	0	0	0	0	0			0

GLOSSARY OF TERMS
AND
ACRONYMS

GLOSSARY OF TERMS AND ACRONYMS

ADA Americans with Disabilities Act.

AGRICULTURE TRANSFER TAX Tax on the sale of property located within an area zoned for agriculture; proceeds are used to help fund the Agricultural Land Preservation program.

APPROPRIATION Legal authorization to spend a specific amount of money for a particular purpose during a fiscal period.

BALANCE TO COMPLETE Funding anticipated beyond the six-year plan for completion of a project.

BALANCED BUDGET A budget in which total expenditures equal total revenues. By State Law, the County's budget must be balanced.

BOE Board of Education.

BOND An investment grade interest-bearing certificate of indebtedness sold by the County or another governmental agency to generate funds. The bond guarantees payment of the original investment plus interest by a specified date or dates in the future. Bonds typically involve long-term indebtedness to pay for capital projects.

BONDED DEBT The total amount owed by the County as a result of the sale of general obligation or other bonds guaranteed by the County Government.

CAPITAL BUDGET This budget funds construction and improvement projects such as schools, bridges, and roads.

CCC Carroll Community College.

CL Carroll (Bridges portion of the CIP.)

COMMISSIONER DISTRICT Project location based on the five Commissioner districts within Carroll County.

COMMUNITY INVESTMENT PLAN (CIP) A six-year plan showing anticipated capital projects and funding sources.

DEBT SERVICE The annual payment of principal and interest on the County's bonded debt.

DEPARTMENT A County agency or office. Examples are the Department of Economic Development and the Department of Public Works.

DMB Department of Management and Budget.

ENTERPRISE FUND A fund established to account for the financing of self-supporting services provided by the County government. The services generate their own revenues from fees, charges, and other receipts. Carroll County presently has six enterprise funds: Airport, Fiber Network, Firearms Facility, Septage, Solid Waste, and Utilities (Water/Sewer).

EXPENDITURE The cost of goods delivered or services rendered.

FISCAL YEAR A 12 month period of time to which the annual operating and capital budgets apply. Carroll County's fiscal year runs from July 1st through June 30th.

FUND A separate budget/accounting entity with its own revenues and appropriations. The General Fund, for example, covers most of the daily operations of the County agencies and is financed by a variety of taxes and other revenues.

GENERAL GOVERNMENT Capital projects that do not specifically fit in one of the other five categories: Recreation and Culture, Public Works, Board of Education, Conservation and Open Space, and Enterprise Funds. General Government projects are typically related to Public Safety, Carroll Community College, Carroll County Public Library, State's Attorney's Office, Technology Services, Senior Centers, Farm Museum, and other County facilities.

GENERAL OBLIGATION BOND Common type of municipal bond secured by a state or local government's pledge to use legally available resources, including tax revenues, to repay bond holders.

GF General Fund.

GIS Geographic Information Systems.

GRANT A contribution of assets (usually cash) from one governmental entity (typically the State or Federal government) or other organization to another. The contribution is usually provided in support of a particular public function, project, or program.

HIGHWAY USER REVENUE (HUR) Funding provided to counties in capital grants set by statutory formula as percentages of the balance of the Gasoline and Motor Vehicle Revenue Account in the Transportation Trust Fund.

HVAC Heating, ventilation, and air conditioning.

IMPACT FEES One-time charges assessed against new development to recover a portion of the capital cost of the additional public facilities of parks and schools needed to serve that development.

LOCAL INCOME TAX (LIT) Counties in Maryland have the authority to levy a Local Income Tax rate, which is expressed as a percentage of State taxable income. A portion of Local Income Tax is devoted to the Capital Fund for Board of Education projects.

LPPRP Land Preservation, Parks and Recreation Plan.

MALPF Maryland Agricultural Land Preservation Foundation.

MOA Memorandum of Agreement.

MUNICIPALITY City or town incorporated for local self-government.

OPERATING BUDGET The annual budget, which supports the day-to-day operations of County agencies.

OPERATING IMPACTS Costs associated with implementation of projects in the capital budget. Examples include utility, maintenance, and personnel costs.

OVERLAY Consists of milling and patching of failed areas, and the application of hot mix asphalt over the existing road or parking lots.

PAYGO A fiscal policy by which capital projects are funded with current revenue. In Carroll County, in addition to Transfer to Capital Fund, other sources of current revenue are appropriated directly to the Capital Budget.

PFAS Per - and Polyfluorinated Substances.

PRIOR ALLOCATION Legal authorization to spend a specific amount of money for a particular purpose that occurred during a previous fiscal period.

PROGRAM OPEN SPACE (POS) Funding provided as a portion of the State Real Estate Transfer Tax for the acquisition and development of park facilities.

PROPERTY TAX Tax on the value of real and personal property is levied almost exclusively by local governments. In Maryland, the State Department of Assessments and Taxation is responsible for the valuation and assessment of all property in the State. The local government is responsible for setting the tax rate to be applied to the property assessments to generate revenues in support of the local budget. A portion of Property Tax is devoted to the Capital Fund for the Agriculture Land Preservation project.

REAPPROPRIATION A transfer of funds that may occur when there are unspent budgeted funds from a completed or cancelled project, or when there is an unallocated project that holds funds for future use.

RESOLUTION Formal statement presented to Commissioners for decision.

REVENUES Monies received by the County to provide services needed by the public. Property Taxes, building permits, and receipts from State and Federal sources are examples. By law, revenues must meet or exceed appropriations.

SCBA Self-Contained Breathing Apparatus.

SEQUENTIAL BATCH REACTORS (SBR) A type of sludge process for the treatment of wastewater.

WTP Water Treatment Plant.

WWTP Wastewater Treatment Plant.

INDEX

Index

Agriculture Land Preservation.....	77
Airport Summary Page.....	165
Airport Title Page.....	163
Appointed Officials	4
Board of County Commissioners Title Page	1
Board of County Commissioners	3
Bridge Inspection and Inventory.....	102
Bridge Maintenance and Structural Repair	103
Bridges Comparison	17
Bridges Summary Page.....	101
Bridges Title Page	99
Brown Road over Roaring Run	104
Budget Summary Title Page.....	35
Capital Budget Summary Title Page	25
Capital Fund Appropriations – Charts.....	32
Capital Fund Revenues – Charts	30
Carroll Community College Technology.....	135
CCPN Equipment Replacement	170
Cleaning and Painting of Bridge Structural Steel	105
Community Investment Plan for Fiscal Year 2025.....	34
Community Self-Help Projects.....	121
Comparison Charts Title Page	11
Conservation and Open Space Comparison.....	15
Conservation and Open Space Overview	75
Conservation and Open Space Summary Page	76
Conservation and Open Space Title Page	73
County Building Systemic Renovations.....	136
County Sewer Line Rehabilitation and Replacement	174
County Technology	137
County Water Line Rehabilitation and Replacement.....	175
Detention Center Access System Replacement	138
Enterprise Fund – Utilities Comparison	23
Enterprise Funds – Airport and Fiber Network Comparison.....	22
Enterprise Funds FY25 – 30 Community Investment Plan	158
Enterprise Funds Overview Page.....	157
Enterprise Funds Title Page.....	155
Facilities Storage Building.....	139
Fiber Network Summary Page.....	169
Fiber Network Title Page.....	167
Fire and EMS – Regional Water Supply	140
Fire and EMS – Self Contained Breathing Apparatus Replacement.....	141
Fleet Lift Replacements	142
Freedom Elementary Addition.....	51

Freedom Park Field Light Replacement.....	122
Freedom Water Treatment Plant Equipment Replacement	176
Freedom Water Treatment Plant Membrane Replacement.....	177
Freedom Water Treatment Plant Water Pump Replacement.....	178
FY23 – 25 All Funds Appropriations Summary	28
FY23 – 25 All Funds Revenue Summary.....	27
FY23 – 25 Capital Fund Appropriations	31
FY23 – 25 Capital Fund Revenues.....	29
FY25 – FY 29 Community Investment Plan	37
FY25 Capital Improvement Program Budget Request	48
FY25 Enterprise Fund Schedule of Reappropriations	161
FY25 Schedule of Reappropriations.....	33
FY26 – 30 Capital Improvement Program Plan.....	49
Gaither Road over South Branch Patapsco	106
General Government Comparison	20
General Government Overview Page.....	133
General Government Summary Page.....	134
General Government Title Page.....	131
General Government Unallocated	143
Generator Replacement.....	144
Georgetown Boulevard Extension.....	88
Glossary of Terms and Acronyms Title Page	189
Glossary of Terms and Acronyms	191
Grounds and Maintenance Equipment	166
Hawks Hill Road over Little Pipe Creek Tributary.....	107
Highway Safety Improvements	89
Hughes Shop Road Bridge over Bear Branch.....	108
HVAC Improvements and Replacements	52
HVAC System Replacement – Carroll Springs	53
HVAC System Replacement – Carrolltowne Elementary	54
HVAC System Replacement – Mount Airy Elementary	55
HVAC System Replacement – Northwest Middle	56
HVAC System Replacement – Oklahoma Road Middle.....	57
Index Title Page.....	195
Index	197
Kindergarten and PreK Addition – Cranberry Station Elem.	58
Kindergarten and PreK Addition – Sandymount Elementary	60
Kindergarten and PreK Addition – Taneytown Elementary.....	61
Kindergarten and PreK/PRIDE Addition – Friendship Valley Elem.....	59
Land Acquisition.....	123
Land Management System Migration	145
Liberty Tank Booster Station.....	179
Library Technology.....	146
Maintenance Center Fuel Tank Replacement	147
Market Street Extension.....	90
McKinstry’s Mill Road over Little Pipe Creek	109
McKinstry’s Mill Road over Sams Creek	110
McKinstry’s Mill Road over Tributary to Little Pipe Creek	111

Monroe Avenue Extension	91
Old Kays Mill Road over Beaver Run	112
Park Restoration	124
Parking Lot Overlays	148
Patapsco Road over E. Branch Patapsco	113
Patapsco Valley Pump Station Rehabilitation.....	180
Pavement Management Program.....	92
Pavement Preservation.....	93
Pavilion Replacements	125
Paving	62
Payroll/Human Resources System Replacement	149
PFAS Remediation.....	78
Piney Run Dam Rehabilitation	150
Piney Run Park Pavilion Road Paving	126
Prekindergarten Additions	63
Public Safety Emergency Communication Radios	151
Public Schools Comparison.....	13
Public Schools Overview	47
Public Schools Summary Page	50
Public Schools Title Page	45
Public Works Overview	83
Public Works Title Page.....	81
Public Works Unallocated	94
Pump Station Equipment Replacement.....	181
PUREWater Westminster	152
Quick Guide to the FY25 – 30 Community Investment Plan Title Page.....	5
Quick Guide to the FY25 – 30 Community Investment Plan.....	7
Ramp and Sidewalk Upgrades.....	95
Recreation and Culture Comparison.....	19
Recreation and Culture Overview	119
Recreation and Culture Summary Page.....	120
Recreation and Culture Title Page	117
Relocatable Classroom	64
Roads Comparison	16
Roads Summary Page	87
Roads Title Page.....	85
Roof Replacement – North Carroll Middle.....	66
Roof Replacement - Oklahoma Road Middle	67
Roof Replacement – Spring Garden Elementary	68
Roof Replacements	65
Sheriff’s Office – Headquarters	153
Small Drainage Structures	96
Sports Complex Field Improvements	127
Stem Road over Wolf Pit Branch	114
Stone Chapel Road over Little Pipe Creek.....	115
Stone Manor Pump Station Rehab.....	182
Storm Drain Rehabilitation	97

Storm Drain Video Inspection	98
Stormwater Facility Renovation	79
Sykesville Middle Addition	69
Tank Inspection and Rehabilitation	183
Technology Improvements	70
Tot Lot Replacement.....	128
Town Fund.....	129
Transfer to Operating Budget for BOE Debt Service	71
Utilities Summary Page	173
Utilities Title Page.....	171
Water Main Valve Replacement and Rehabilitation.....	184
Water Meter System Upgrade.....	185
Water Meters	186
Water Service Line Replacement	187
Watershed Assessment and Improvement (NPDES).....	80
Woodbine Road over S. Branch Patapsco.....	116